

DESJARDINS LEADING INDEX

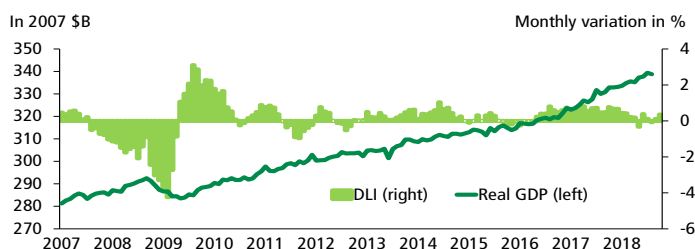
The DLI Rises 0.4% in October

The DLI climbed 0.4% in October, following a 0.1% increase in September and a 0.1% retreat in August. Quebec's economy will therefore continue to expand for the next three to six months.

CONSUMERS COMPONENT

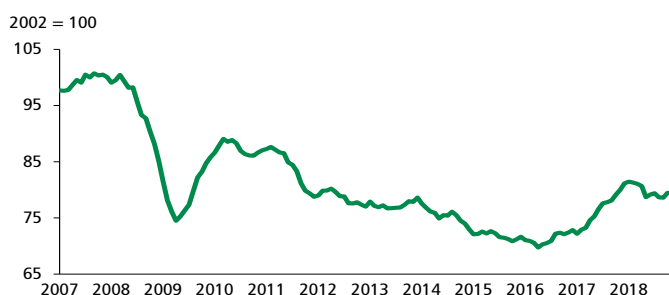
The component rebounded in October after two monthly decreases.

GRAPH 1
Evolution of the DLI



Sources : Statistics Canada, Organisation for Economic Co-operation and Development, Conference Board of Canada, Canadian Federation of Independent Business, Centre d'analyse et de suivi de l'indice Québec, Canada Mortgage and Housing Corporation, Québec Federation of Real Estate Boards, via Centris®, Institut de la statistique du Québec and Desjardins, Economic Studies

GRAPH 2
Consumers component



Source: Desjardins, Economic Studies

The Desjardins Leading Index (DLI) is a composite index that allows market players to monitor shifts in Quebec's economy that may indicate an imminent recession or recovery in the next three to six months.

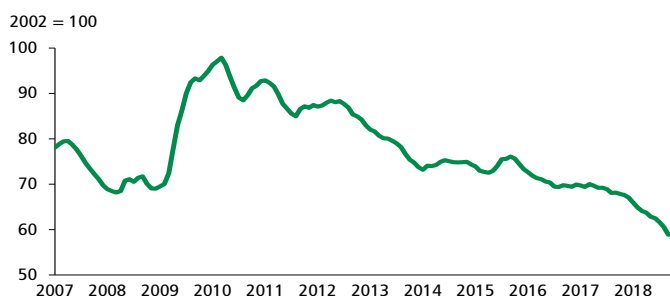
HOUSING COMPONENT

The downtrend continued in October, but at a less sustained pace.

BUSINESS COMPONENT

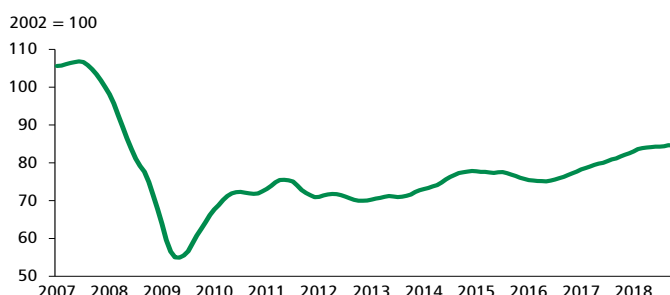
The component dipped in October, a first since June 2016.

GRAPH 3
Housing component



Source: Desjardins, Economic Studies

GRAPH 4
Business component



Source: Desjardins, Economic Studies

François Dupuis, Vice-President and Chief Economist • Mathieu D'Anjou, Deputy Chief Economist • Chantal Routhier, Senior Economist

Desjardins, Economic Studies: 418-835-2450 or 1 866-835-8444, ext. 5562450 • desjardins.economics@desjardins.com • desjardins.com/economics

NOTE TO READERS: The letters k, M and B are used in texts and tables to refer to thousands, millions and billions respectively.

IMPORTANT: This document is based on public information and may under no circumstances be used or construed as a commitment by Desjardins Group. While the information provided has been determined on the basis of data obtained from sources that are deemed to be reliable, Desjardins Group in no way warrants that the information is accurate or complete. The document is provided solely for information purposes and does not constitute an offer or solicitation for purchase or sale. Desjardins Group takes no responsibility for the consequences of any decision whatsoever made on the basis of the data contained herein and does not hereby undertake to provide any advice, notably in the area of investment services. The data on prices or margins are provided for information purposes and may be modified at any time, based on such factors as market conditions. The past performances and projections expressed herein are no guarantee of future performance. The opinions and forecasts contained herein are, unless otherwise indicated, those of the document's authors and do not represent the opinions of any other person or the official position of Desjardins Group. Copyright © 2018, Desjardins Group. All rights reserved.