

DESJARDINS LEADING INDEX

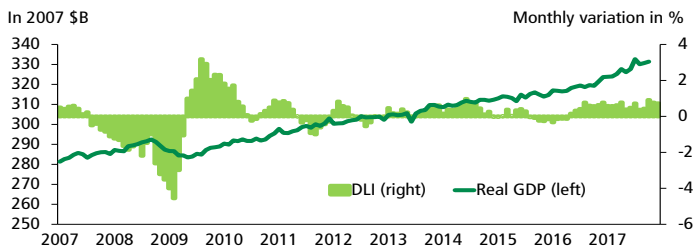
The DLI Rises 0.7% in December

The DLI advanced 0.7% in December, continuing the upward trend it began in May 2016. Quebec's economy should therefore continue to expand in the next three to six months.

CONSUMERS COMPONENT

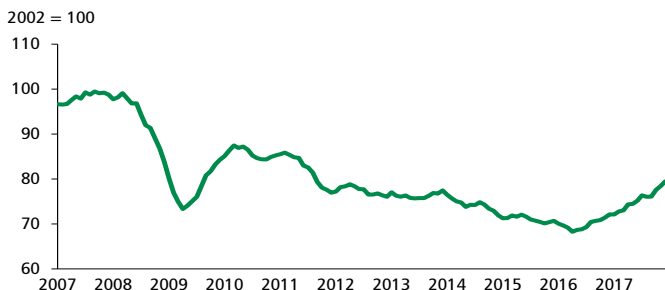
It posted its third consecutive increase in December after a brief pause in September.

GRAPH 1
Evolution of the DLI



Sources : Statistics Canada, Organisation for Economic Co-operation and Development, Conference Board of Canada, Canadian Federation of Independent Business, Centre d'analyse et de suivi de l'indice Québec, Canada Mortgage and Housing Corporation, Quebec Federation of Real Estate Boards, via Centris®, Institut de la statistique du Québec and Desjardins, Economic Studies

GRAPH 2
Consumers component



Source: Desjardins, Economic Studies

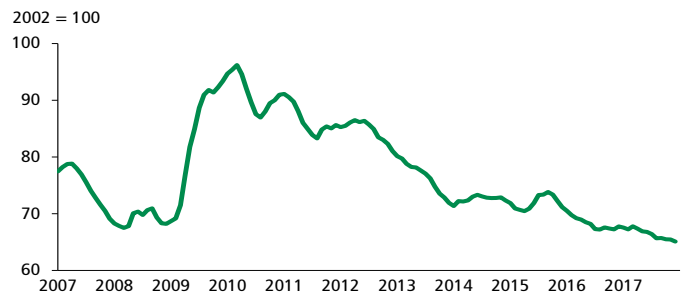
HOUSING COMPONENT

It recorded its third drop in a row after a slight uptick in September.

BUSINESS COMPONENT

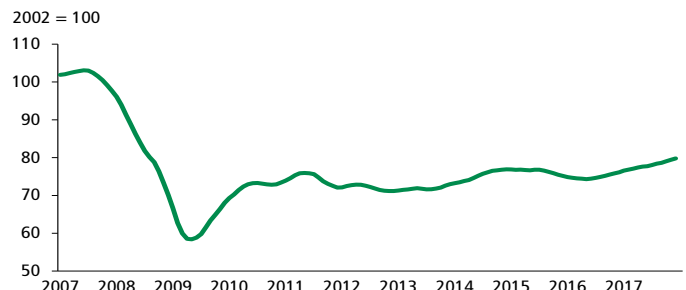
It continued its uptrend. This component has continued to show relatively sustained growth for more than a year.

GRAPH 3
Housing component



Source: Desjardins, Economic Studies

GRAPH 4
Business component



Source: Desjardins, Economic Studies

François Dupuis, Vice-President and Chief Economist • Chantal Routhier, Economist

Desjardins, Economic Studies: 418-835-2450 or 1 866-835-8444, ext. 5562450 • desjardins.economics@desjardins.com • desjardins.com/economics

NOTE TO READERS: The letters k, M and B are used in texts and tables to refer to thousands, millions and billions respectively.

IMPORTANT: This document is based on public information and may under no circumstances be used or construed as a commitment by Desjardins Group. While the information provided has been determined on the basis of data obtained from sources that are deemed to be reliable, Desjardins Group in no way warrants that the information is accurate or complete. The document is provided solely for information purposes and does not constitute an offer or solicitation for purchase or sale. Desjardins Group takes no responsibility for the consequences of any decision whatsoever made on the basis of the data contained herein and does not hereby undertake to provide any advice, notably in the area of investment services. The data on prices or margins are provided for information purposes and may be modified at any time, based on such factors as market conditions. The past performances and projections expressed herein are no guarantee of future performance. The opinions and forecasts contained herein are, unless otherwise indicated, those of the document's authors and do not represent the opinions of any other person or the official position of Desjardins Group. Copyright © 2018, Desjardins Group. All rights reserved.



#1 BEST OVERALL
FORECASTER - CANADA