

MARKET-LINKED GUARANTEED INVESTMENT (MLGI)

Zenitude Aggressive Guaranteed Portfolio

Term: 3 years



OVERVIEW

The Zenitude Aggressive Guaranteed Portfolio offers you peace of mind. The capital you invest is protected, while the portfolio's diversification makes it a turnkey investment that's simple, yet comprehensive. With investments in many economic sectors and regions of the world, returns reflect the growth of these different markets.

- Capital 100% guaranteed at maturity
- Protected by deposit insurance¹
- Interest paid at maturity
- Eligible for registered plans
- Income taxed at maturity if investment is non-registered²
- No management fees
- Hedged against foreign currency fluctuations
- Eligible for potential member dividends

Performance indicators	\$1,000 to \$24,999	\$25,000 to \$249,999	\$250,000 and more
Maximum annual compound rate of return	3.85%	5.13%	5.67%
Maximum cumulative return	12.00%	16.20%	18.00%
Participation rate	100%	135%	150%

Key dates	
Sale period	November 26, 2019 to January 27, 2020
Investment issuance	February 10, 2020
Investment maturity	February 10, 2023

The participation rate represents the percentage of the benchmark securities appreciation rates used to calculate return at maturity. The returns shown include the participation rate.

The caisse is the issuer of the investment.

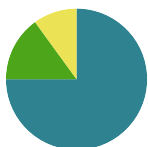
¹For more information on deposit insurance, please visit lautorite.qc.ca.

²Except for interest paid before the issue date.

INVESTMENT COMPOSITION

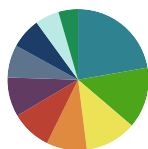
The Zenitude Aggressive Guaranteed Portfolio includes three variable-yield components in the following percentages:

Component	Yield Type	Weight (%)
Global Market – Zenitude basket	Variable	75.00
Canadian Market basket	Variable	15.00
Emerging markets basket	Variable	10.00
Total		100

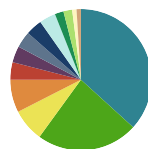


Variable-Yield Components

Sector	Weight (%)
Financial services	22.25
Technology	14.00
Telecommunication Services	11.75
Consumer Discretionary	9.25
Consumer Staples	9.25
Industrials	9.00
Health Care	7.50
Energy	7.00
Materials	5.50
Utilities	4.50
Total	100



Country	Weight (%)
Canada	36.75
United States	23.25
Japan	7.50
Switzerland	7.50
China	4.00
Australia	3.75
France	3.75
Sweden	3.75
United Kingdom	3.75
South Korea	2.00
Taiwan	2.00
India	1.00
Mexico	1.00
Total	100



Here is an overview of the variable-yield components that make up your portfolio. For more information, please read the Investment Agreement.

Returns on the **Global Market – Zenitude basket** are linked to the growth of 20 large corporations representing all economic sectors in developed countries. Each company has the same weight in the basket.

Company	Sector	Country
Accenture Plc	Technology	United States
Air Products & Chemicals Inc.	Materials	United States
American Electric Power Co., Inc.	Utilities	United States
AstraZeneca Plc	Health Care	United Kingdom
Automatic Data Processing, Inc.	Technology	United States
Bouygues SA	Industrials	France
Bridgestone Corporation	Consumer Discretionary	Japan
Canadian National Railway Co.	Industrials	Canada
Geberit AG	Consumer Discretionary	Switzerland
Investor AB	Financial services	Sweden

Company	Sector	Country
Johnson & Johnson	Health Care	United States
NTT Docomo, Inc.	Telecom. Services	Japan
Paychex Inc.	Technology	United States
Royal Bank of Canada	Financial services	Canada
Saputo Inc.	Consumer Staples	Canada
Sun Life Financial Inc.	Financial services	Canada
Suncor Energy Inc.	Energy	Canada
Swiss Re AG	Financial services	Switzerland
Telus Corporation	Telecom. Services	Canada
Woolworths Ltd.	Consumer Staples	Australia

The **Canadian Market basket** comprises 20 Canadian companies representing a variety of economic sectors. Each company has the same weight in the basket.

Company	Sector	Country
Bank of Nova Scotia	Financial services	Canada
BCE Inc.	Telecom. Services	Canada
Brookfield Asset Management Inc.	Financial services	Canada
Canadian Pacific Railway Limited	Industrials	Canada
Canadian Tire Corp. Ltd.	Consumer Discretionary	Canada
Fairfax Financial Holdings Limited	Financial services	Canada
Fortis Inc.	Utilities	Canada
Imperial Oil Limited	Energy	Canada
Intact Financial Corporation	Financial services	Canada
Loblaw Co. Ltd.	Consumer Staples	Canada

Company	Sector	Country
National Bank of Canada	Financial services	Canada
Nutrien Limited	Materials	Canada
Pembina Pipeline Corporation	Energy	Canada
Power Corporation of Canada	Financial services	Canada
Rogers Communications Inc.	Telecom. Services	Canada
Shaw Communications Inc.	Telecom. Services	Canada
TC Energy Corporation	Energy	Canada
The Toronto Dominion Bank	Financial services	Canada
Thomson Reuters Corp.	Technology	Canada
Waste Connections, Inc.	Industrials	Canada

Returns of the **Emerging markets basket** are linked to the growth of 10 large corporations representing a variety of economic sectors. The companies are located in developing countries where capital markets have experienced strong growth. Each company has the same weight in the basket.

Company	Sector	Country
China Mobile Limited	Telecom. Services	China
Chungwha Telecom Company Limited	Telecom. Services	Taiwan
CNOOC Ltd	Energy	China
Fomento Economico Mexicano	Consumer Staples	Mexico
Hyundai Motor Company	Consumer Discretionary	South Korea

Company	Sector	Country
Ind. & Commercial Bank of China Ltd.	Financial services	China
Infosys Limited	Technology	India
Ping An Insurance Group Co of China Ltd	Financial services	China
POSCO	Materials	South Korea
Taiwan Semicond. Manuf. Co. Ltd.	Technology	Taiwan

IS THIS INVESTMENT RIGHT FOR ME?

This investment may be right for you if you:

- seek capital protection;
- are looking for a comprehensive and diversified investment;
- have an investment horizon of 3 years or longer;
- don't plan to withdraw your investment prior to maturity;
- agree to forgo a guaranteed return to benefit from a higher potential return than that offered by term savings.

HOW DOES THIS SOLUTION DIFFER FROM CONVENTIONAL TERM SAVINGS?

This guaranteed investment differs from conventional term savings in that it does not provide a pre-determined return.

Return on the investment is based on the appreciation of the benchmark portfolio and can only be known at maturity. Return could be nil at maturity.

HOW ARE RETURNS CALCULATED?

Up to the issue date, your investment generates interest at 1.00% per year. Between the issue date and the maturity date, the return depends on the performance of the components in the portfolio. The maximum cumulative return is indicated in the Overview section of this document.

Calculation of variable return

The annual compound return of the variable-yield components is tied to the securities, which are subject to fluctuations in value. The calculation also takes into account the weighting of each one as illustrated in section Investment composition.

To reduce the effect of a potential market pullback, we factor in the average of the monthly price readings during the last three months of the term.

This investment is not eligible for dividends paid on the benchmark securities.

Return on the investment is not affected by changes in exchange rates even if prices are published in foreign currencies.

For full details on how return is calculated, please see the Investment Agreement.

Variable return is based on changes in the prices of the benchmark securities and could be nil at maturity. Your capital is guaranteed at maturity.

HOW CAN I KEEP TRACK OF MY INVESTMENT'S PERFORMANCE?

You can access the Dynamic Market-Linked Guaranteed Investment Return Tracker by logging on to AccèsD and clicking on the Savings/Investments section, or by visiting desjardins.com/returntracker. Information on returns is provided for information purposes only. The return on your investment is also shown on your Desjardins monthly account statement, for information purposes. Return on the investment can only be known at maturity.

WHAT HAPPENS WHEN MY INVESTMENT MATURES?

Shortly before maturity, you will receive a reminder by mail or via AccèsD. At maturity, unless you give other instructions to your advisor or in AccèsD (if your investment is eligible for online renewal), your investment will be automatically reinvested in a similar product with comparable terms and conditions.

CAN I REDEEM MY INVESTMENT BEFORE THE MATURITY DATE?

The Investment Agreement does not provide the option of converting or redeeming this investment before maturity.

WHAT HAPPENS DURING MARKET UPHEAVALS?

The caisse reserves the exclusive right to determine the appropriate measures to be taken in such circumstances. For example, if trading is suspended, the caisse could choose to postpone the date at which the starting index value of the investment is taken into account.

WHAT IF I CHANGE MY MIND?

You have up to five business days after receiving your Investment Agreement, by mail or via AccèsD, to ask your advisor to cancel your investment.

INFORMATION

To purchase this product or for more information:

- visit desjardins.com/mlgi;
- log on to AccèsD;
- contact your caisse Desjardins advisor;
- dial 514-224-7737 or 1-800-224-7737.

AWARDS AND DISTINCTIONS



Best Distributor, Canada
Best Capital Protected Distributor,
Americas
Deal of the year, Americas

Investors should read the Investment Agreement before investing. It can be accessed at desjardins.com/mlgi.

This document provides an overview of the investment and is for informational purposes only. Should there be any discrepancy between this document and the Investment Agreement, the latter will take precedence.