

# EdgePoint Global Equity Fund

## Fund Category

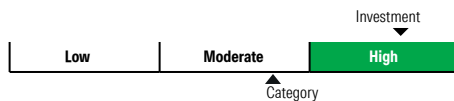
Global Equity

### General Information

Fund Code 927  
Fund Inception April 2015  
Underlying Inception November 2008  
Fund Assets (\$Mil) 17.14  
Underlying Assets (\$Mil) 14,214.34

Fund Company EdgePoint Investment Group, Inc.  
Underlying Fund EdgePoint Global Portfolio Ser I

### Volatility Analysis



### Investment Objective

This fund targets an annualized return higher than that of the MSCI World Net Index, expressed in Canadian dollars, over four-year moving periods.

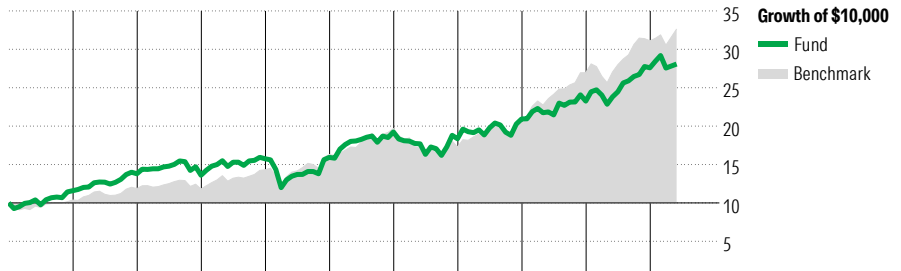
### Benchmark

MSCI World Net

### Investment Strategy

This fund, actively managed, seeks to provide long-term capital appreciation by investing primarily in equities of global companies. The manager focuses on companies that have strong competitive positions, long-term growth prospects and are run by strong management teams. Securities are bought at prices below the assessment of the company's true value.

### Performance Analysis as of April 30, 2026



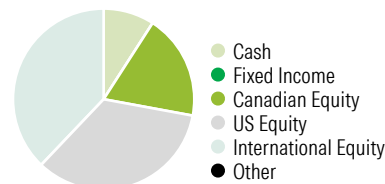
											Quartile	
2016	2017	2018	2019	2020	2021	2022	2023	2024	2025	YTD	Calendar Year	
											as at April 30, 2026	
											Fund Return %	
											Benchmark %	
15.9	19.0	-1.4	15.7	1.1	20.7	-4.6	14.1	11.1	18.6	1.8		
3.8	14.4	-0.5	21.2	13.9	20.8	-12.2	20.5	29.4	15.4	4.9		

Annualized Returns %	1 Mth	3 Mth	1 Yr	2 Yr	3 Yr	4 Yr	5 Yr	10 Yr
Fund	1.9	-1.2	22.9	13.6	12.9	12.2	9.3	10.8
Benchmark	6.9	3.9	27.3	19.8	19.8	17.2	13.6	13.6

**Disclosure** The above data represents past performance returns, which is not indicative of future results. These are gross performance returns, calculated after the fund's operating expenses, but before investment fees. For more information, please contact Desjardins Insurance's Customer Contact Centre at 1-800-968-3587.

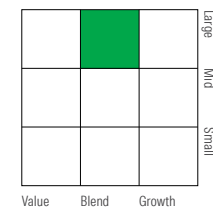
### Portfolio Analysis as of April 30, 2026

#### Composition



#### % Assets

#### Equity Style



#### Market Cap

Market Cap	%
Giant	13.3
Large	36.8
Medium	38.7
Small	11.2
Micro	0.0

#### Top 10 Holdings

Top 10 Holdings	% Assets
Restaurant Brands International Inc	5.0
Roche Holding AG Ordinary Shares new	4.3
Thermo Fisher Scientific Inc	4.2
Dollar Tree Inc	3.8
Fairfax Financial Hldgs Shs Subord.Vtg	3.6
Mattel Inc	3.3
Revvity Inc	3.2
Franco-Nevada Corp	3.2
RB Global Inc	3.1
Jones Lang LaSalle Inc	3.0
Total Number of Portfolio Holdings	3
Total Number of Underlying Holdings	48
Total Number of Stock Holdings	45
Total Number of Bond Holdings	0

#### Top Five Countries

Top Five Countries	% Assets
United States	37.7
Canada	20.6
Japan	7.0
Germany	5.2
Switzerland	5.0

#### Global Equity Sectors

Global Equity Sectors	% Equity
Utilities	1.7
Energy	4.3
Financials	8.0
Materials	7.3
Consumer Discretionary	16.7
Consumer Staples	6.0
Communication Services	2.5
Industrials	22.6
Health Care	19.4
Information Technology	7.5
Real Estate	4.0
Unclassified	0.0