

Fidelity U.S. Core Equity Fund

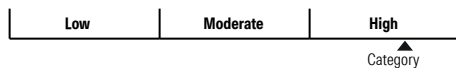
Fund Category

US Equity

General Information

Fund Code	664/O664
Fund Inception	July 2025
Underlying Inception	December 2005
Fund Assets (\$Mil)	2.39
Underlying Assets (\$Mil)	45.10
Fund Company	Desjardins Financial Security
Underlying Fund	Fidelity U.S. Large Cap Core Eq Instl Tr

Volatility Analysis



Investment Objective

This fund targets an annualized return higher than that of the S&P 500 Index, expressed in Canadian dollars, over four-year moving periods.

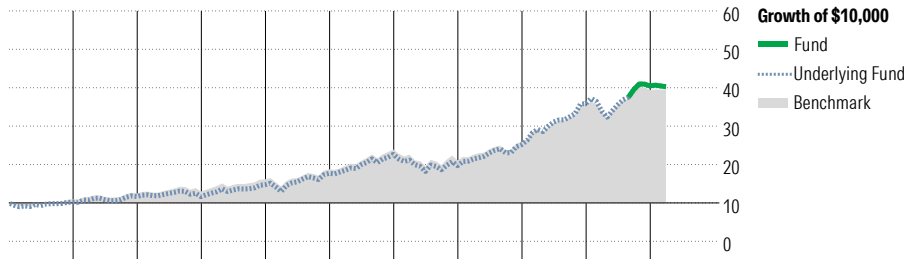
Benchmark

S&P 500

Investment Strategy

This fund, actively managed, aims to provide a superior return derived primarily from long-term capital appreciation by investing in a diversified portfolio of U.S. large cap equities. The fund seeks to achieve active return through stock selection and to neutralize return from sector and industry weighting decisions. It looks to invest in securities that have sustainable competitive advantages in their respective industries as well as in market leaders capable of sustaining strong earnings growth.

Performance Analysis as of February 28, 2026



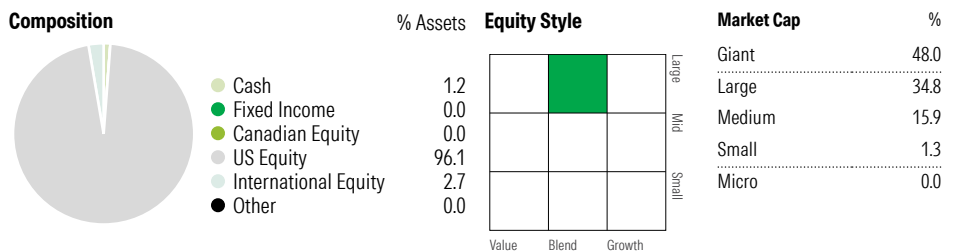
Year	2016	2017	2018	2019	2020	2021	2022	2023	2024	2025	YTD	Quartile
Fund Return %	2.3	14.0	-0.3	27.0	20.0	27.9	-13.0	27.9	42.3	11.9	-0.5	Calendar Year
Benchmark %	8.1	13.8	4.2	24.8	16.3	27.6	-12.2	22.9	36.4	12.4	0.2	as at February 28, 2026

Annualized Returns %	1 Mth	3 Mth	1 Yr	2 Yr	3 Yr	4 Yr	5 Yr	10 Yr
Fund	-1.0	-1.6	9.4	18.8	24.1	17.7	17.2	16.1
Benchmark	0.0	-1.4	10.8	18.0	21.9	15.7	15.9	15.6

Underlying Fund Performance

Disclosure The above data represents past performance returns, which is not indicative of future results. These are gross performance returns, calculated after the fund's operating expenses, but before investment fees. For more information, please contact Desjardins Insurance's Customer Contact Centre at 1-800-968-3587.

Portfolio Analysis as of February 28, 2026



Top 10 Holdings	% Assets	Top Five Countries	% Assets
NVIDIA Corp	9.2	United States	97.2
Apple Inc	7.4	Netherlands	1.6
Alphabet Inc Class C	6.2	Switzerland	1.2
Microsoft Corp	4.5		
Amazon.com Inc	4.2	Global Equity Sectors	% Equity
Eli Lilly and Co	2.5	Utilities	2.1
Meta Platforms Inc Class A	2.4	Energy	3.1
Wells Fargo & Co	2.3	Financials	13.2
Broadcom Inc	2.0	Materials	1.8
Exxon Mobil Corp	2.0	Consumer Discretionary	10.3
Total Number of Portfolio Holdings	3	Consumer Staples	4.8
Total Number of Underlying Holdings	100	Communication Services	11.0
Total Number of Stock Holdings	96	Industrials	8.5
Total Number of Bond Holdings	0	Health Care	9.7
		Information Technology	33.6
		Real Estate	2.1
		Unclassified	0.0