

Boston Partners International Equity

Fund Category

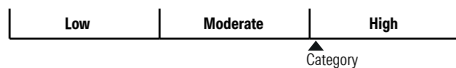
International Equity

General Information

Fund Code 651/0651
Fund Inception July 2025
Underlying Inception May 2021
Fund Assets (\$Mil) 27.29
Underlying Assets (\$Mil) 1,590.56

Fund Company Desjardins Financial Security
Underlying Fund BP International Equity Pooled (Canada)

Volatility Analysis



Investment Objective

This fund targets an annualized return higher than that of the MSCI EAFE Net Index, expressed in Canadian dollars, over four-year moving periods.

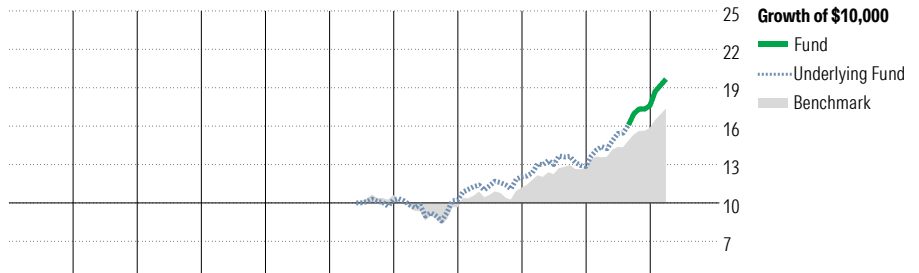
Benchmark

MSCI EAE0 net

Investment Strategy

This fund, actively managed, aims to provide long-term capital growth by investing primarily in equity securities issued by companies located outside of the United States and Canada. The manager looks for value stocks, and seeks companies that combine attractive valuations with catalysts for change. It generally applies a bottom-up stock selection process, using a combination of fundamental and quantitative analysis.

Performance Analysis as of February 28, 2026



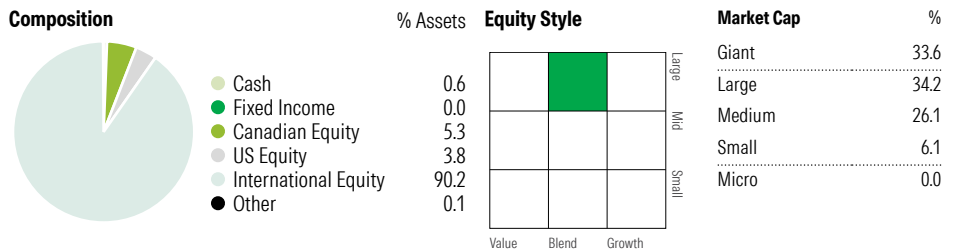
											Quartile	
2016	2017	2018	2019	2020	2021	2022	2023	2024	2025	YTD	Calendar Year	
											as at February 28, 2026	
											Fund Return %	
											Benchmark %	
-	-	-	-	-	-	-0.3	17.9	6.7	34.2	11.9		
-	-	-	-	-	-	-8.2	15.1	13.2	25.1	9.5		

Annualized Returns %	1 Mth	3 Mth	1 Yr	2 Yr	3 Yr	4 Yr	5 Yr	10 Yr
Fund	5.1	13.5	36.5	24.5	20.4	16.9	-	-
Benchmark	5.4	10.9	27.5	21.3	18.8	14.9	-	-

Underlying Fund Performance

Disclosure The above data represents past performance returns, which is not indicative of future results. These are gross performance returns, calculated after the fund's operating expenses, but before investment fees. For more information, please contact Desjardins Insurance's Customer Contact Centre at 1-800-968-3587.

Portfolio Analysis as of February 28, 2026



Top 10 Holdings	% Assets	Top Five Countries	% Assets
Samsung Electronics Co Ltd	3.9	United Kingdom	19.6
Weir Group PLC	3.0	Japan	18.2
Danske Bank AS	2.5	France	10.7
AstraZeneca PLC	2.3	South Korea	10.3
Sumitomo Mitsui Financial Group Inc	2.3	Canada	5.6
Rio Tinto Ltd	2.2		
Banco Bilbao Vizcaya Argentaria SA	2.0	Global Equity Sectors	% Equity
Babcock International Group PLC	2.0	Utilities	2.1
HDFC BANK LIMITED SPONSORED ADR	2.0	Energy	3.8
Capgemini SE	2.0	Financials	26.3
Total Number of Portfolio Holdings	3	Materials	10.9
Total Number of Underlying Holdings	91	Consumer Discretionary	6.1
Total Number of Stock Holdings	88	Consumer Staples	5.9
Total Number of Bond Holdings	0	Communication Services	6.1
		Industrials	19.0
		Health Care	12.6
		Information Technology	7.1
		Real Estate	0.0
		Unclassified	0.0