

Fiera Core Plus Bond

Fund Category

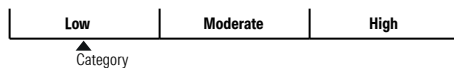
Canadian Fixed Income

General Information

Fund Code 650/O650
Fund Inception September 2024
Underlying Inception February 2022
Fund Assets (\$Mil) 247.66
Underlying Assets (\$Mil) 1,148.06

Fund Company Fiera Capital Corp
Underlying Fund Fiera ASFI - Cor PI Canadian Bd Universe

Volatility Analysis



Investment Objective

This fund targets an annualized return at least 1.00% higher than that of the FTSE Canada Universe Bond Index, over four-year moving periods.

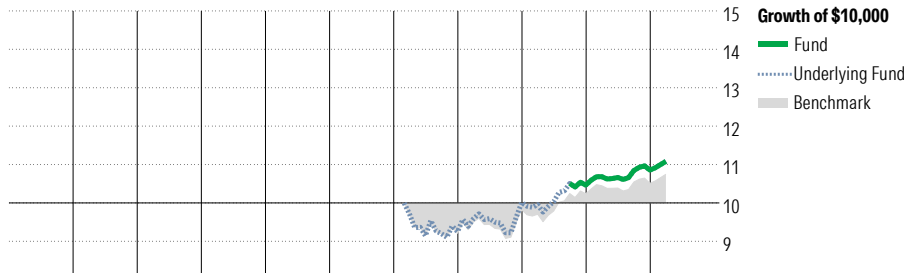
Benchmark

FTSE Canada Universe Bond

Investment Strategy

This fund, actively managed, aims to provide total long-term returns derived primarily from interest income and moderate capital appreciation, by investing mainly in high-quality fixed-income securities of Canadian issuers, as well as in non-traditional debt securities and other assets. The fund's strategy looks to build a diversified exposure to traditional and alternative credit, including high-yield bonds, commercial mortgages, diversified private loans and real assets.

Performance Analysis as of February 28, 2026

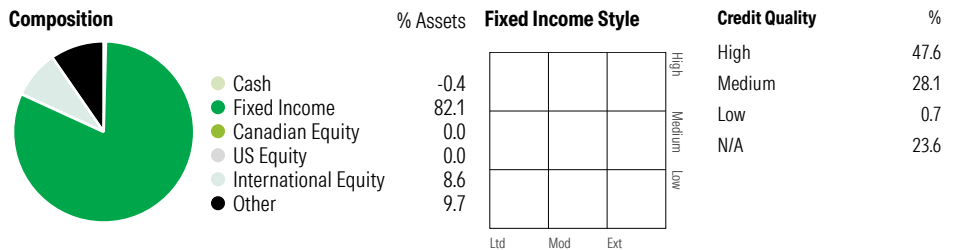


Year	2016	2017	2018	2019	2020	2021	2022	2023	2024	2025	YTD	Calendar Year
Fund Return %	-	-	-	-	-	-	-	8.2	5.2	3.7	2.1	as at February 28, 2026
Benchmark %	-	-	-	-	-	-	-	6.7	4.2	2.6	2.2	

Annualized Returns %	1 Mth	3 Mth	1 Yr	2 Yr	3 Yr	4 Yr	5 Yr	10 Yr
Fund	1.5	1.1	3.8	6.1	5.8	2.9	-	-
Benchmark	1.7	0.9	2.6	5.5	4.9	1.8	-	-

Disclosure The above data represents past performance returns, which is not indicative of future results. These are gross performance returns, calculated after the fund's operating expenses, but before investment fees. For more information, please contact Desjardins Insurance's Customer Contact Centre at 1-800-968-3587.

Portfolio Analysis as of February 28, 2026



Top 10 Holdings	% Assets	Top Five Countries	% Assets
Fiera Cdn Real Estat	6.6	Canada	91.2
Canada (Government of) 2.75% 01-06-2033	4.4	United States	5.8
COMMERCIAL MORTGAGE	4.4	France	2.2
Canada (Government of) 3% 01-06-2034	4.1	Barbados	0.5
Fiera Diversified Lending S T	2.7	United Kingdom	0.3
Ontario (Province Of) 2.8% 02-06-2048	2.2		
Ontario (Province Of) 4.15% 02-12-2054	2.1	Fixed Income Breakdown	% Bond
Canada (Government of) 3.25% 01-12-2033	1.9	Government Bonds	61.1
Canada (Government of) 2.5% 01-12-2032	1.8	Corporate Bonds	33.5
Fiera Comox Credit	1.8	Other Bonds	0.0
Total Number of Portfolio Holdings	3	Mortgage Backed Securities	4.4
Total Number of Underlying Holdings	335	ST Investments (Cash & Other)	-0.5
Total Number of Stock Holdings	4	Asset Backed Securities	0.0
Total Number of Bond Holdings	151		