

# Mondrian Global Equity Fund

## Fund Category

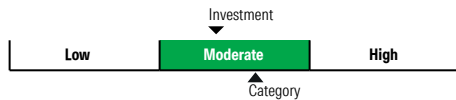
Global Equity

### General Information

Fund Code 604/O604/M604  
Fund Inception March 2021  
Underlying Inception August 2002  
Fund Assets (\$Mil) 100.81  
Underlying Assets (\$Mil) 100.47

Fund Company Mondrian Investment Partners Ltd  
Underlying Fund Mondrian Global All Countries World Equity Fund, Series M

### Volatility Analysis



### Investment Objective

This fund targets an annualized return higher than that of the MSCI All Country World Net Index, expressed in Canadian dollars, over four-year moving periods.

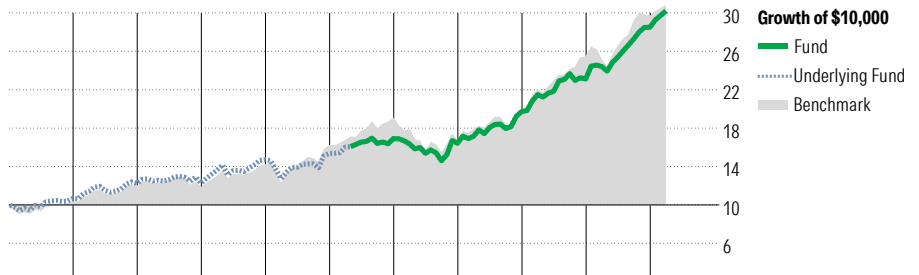
### Benchmark

MSCI All Country World Net

### Investment Strategy

This fund, actively managed, aims to produce meaningfully high real returns and preserve capital during market declines by investing primarily in equity securities of developed markets around the world, with an allocation to emerging markets. The manager employs a value approach which emphasizes yield and future real growth in dividends. It applies a consistent dividend discount methodology which compares value across all securities, markets and sectors.

### Performance Analysis as of February 28, 2026



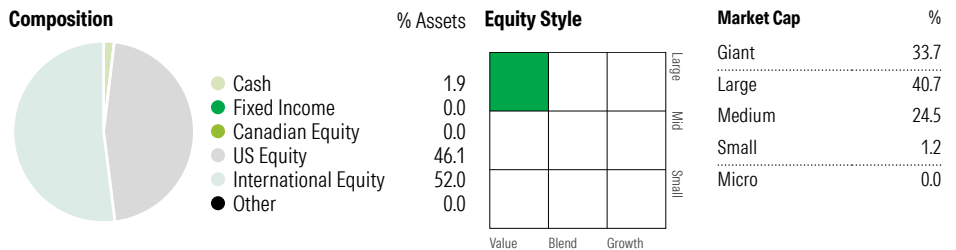
Year	2016	2017	2018	2019	2020	2021	2022	2023	2024	2025	YTD	Calendar Year
Fund Return %	6.8	14.7	0.1	20.1	4.3	9.9	-2.8	20.1	17.2	23.3	6.0	as at February 28, 2026
Benchmark %	3.2	15.8	-1.3	20.2	14.2	17.5	-12.4	18.9	28.1	16.6	3.8	Fund Return %
												Benchmark %

Annualized Returns %	1 Mth	3 Mth	1 Yr	2 Yr	3 Yr	4 Yr	5 Yr	10 Yr
Fund	3.2	6.0	22.9	20.4	21.3	16.0	14.3	12.3
Benchmark	2.0	3.1	17.6	19.9	20.8	14.8	13.4	12.9

Underlying Fund Performance

**Disclosure** The above data represents past performance returns, which is not indicative of future results. These are gross performance returns, calculated after the fund's operating expenses, but before investment fees. For more information, please contact Desjardins Insurance's Customer Contact Centre at 1-800-968-3587.

### Portfolio Analysis as of February 28, 2026



Top 10 Holdings	% Assets	Top Five Countries	% Assets
Alphabet Inc Class A	3.2	United States	47.0
Samsung Electronics Co, Particip Pref	3.0	France	8.9
Lloyds Banking Group PLC	3.0	Japan	6.7
Thermo Fisher Scientific Inc	2.9	United Kingdom	6.5
Merck & Co Inc	2.8	Germany	4.8
Charles Schwab Corp	2.8		
Enel SpA	2.7	<b>Global Equity Sectors</b>	% Equity
Merck KGaA	2.4	Utilities	4.4
Capgemini SE	2.4	Energy	1.3
Associated British Foods PLC	2.3	Financials	16.3
Total Number of Portfolio Holdings	3	Materials	4.0
Total Number of Underlying Holdings	57	Consumer Discretionary	5.3
Total Number of Stock Holdings	54	Consumer Staples	15.9
Total Number of Bond Holdings	0	Communication Services	5.2
		Industrials	11.2
		Health Care	17.4
		Information Technology	15.7
		Real Estate	3.2
		Unclassified	0.0