

PH&N Core Plus Bond Fund

Fund Category

Canadian Core Plus Fixed Income

General Information

Fund Code 603/0603/544
Fund Inception June 2020
Underlying Inception June 2013
Fund Assets (\$Mil) 175.26
Underlying Assets (\$Mil) 13,802.65

Fund Company Phillips, Hager & North Inv Mgmt
Underlying Fund PH&N Core Plus Bond O

Volatility Analysis



Investment Objective

This fund targets an annualized return at least 1.25% higher than that of the FTSE Canada Universe Bond Index, over four-year moving periods.

Benchmark

FTSE Canada Universe Bond

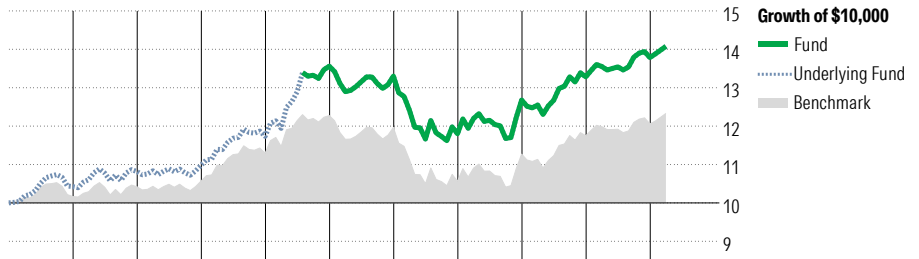
Investment Strategy

This fund, actively managed, aims to provide relatively high yields and stability of capital by investing primarily in a diversified portfolio of fixed-income securities issued by Canadian corporations and governments, and similar securities outside of Canada. The fund utilizes core fixed-income instruments found in the benchmark, and also contains a significant allocation to non-benchmark securities, including mortgages, international and high-yield bonds.

Notes

Underlying assets reflect the Fund manager's Series O units.

Performance Analysis as of February 28, 2026



	2016	2017	2018	2019	2020	2021	2022	2023	2024	2025	YTD	Quartile
	—	—	—	—	—	—	—	—	—	—	—	Calendar Year
	4.2	3.8	1.5	6.9	13.4	-1.9	-11.3	7.4	4.8	3.8	2.1	as at February 28, 2026
	1.7	2.5	1.4	6.9	8.7	-2.5	-11.7	6.7	4.2	2.6	2.2	Fund Return %
												Benchmark %

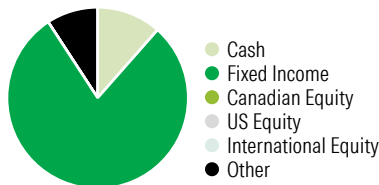
Annualized Returns %	1 Mth	3 Mth	1 Yr	2 Yr	3 Yr	4 Yr	5 Yr	10 Yr
Fund	1.4	1.0	3.5	6.2	5.6	2.5	1.4	3.3
Benchmark	1.7	0.9	2.6	5.5	4.9	1.8	0.8	2.1

Underlying Fund Performance

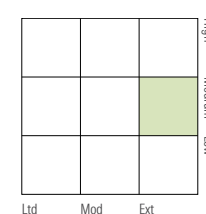
Disclosure The above data represents past performance returns, which is not indicative of future results. These are gross performance returns, calculated after the fund's operating expenses, but before investment fees. For more information, please contact Desjardins Insurance's Customer Contact Centre at 1-800-968-3587.

Portfolio Analysis as of February 28, 2026

Composition



Fixed Income Style



Credit Quality

Credit Quality	%
High	52.6
Medium	31.0
Low	9.7
N/A	6.6

Top 10 Holdings

	% Assets
Ontario (Province Of) 3.9% 02-06-2036	6.4
PH&N Private Placement Corp	5.7
Canada (Government of) 2.75% 01-03-2031	3.0
US Treasury Notes 1.88% 15-07-2035	2.9
Quebec (Province Of) 4% 01-09-2035	2.7
Canada (Government of) 3.5% 01-12-2057	2.6
Bluebay Emerging Markets Short Duration Bond Fund	2.6
Ontario (Province Of) 3.75% 02-12-2053	1.5
Quebec (Province Of) 2.85% 01-12-2053	1.5
British Columbia (Province Of) 4.6% 18-06-2057	1.3
Total Number of Portfolio Holdings	3
Total Number of Underlying Holdings	1,846
Total Number of Stock Holdings	4
Total Number of Bond Holdings	1,236

Top Five Countries

	% Assets
Canada	83.0
United States	8.7
United Kingdom	2.5
Germany	0.6
Mexico	0.6

Fixed Income Breakdown

	% Bond
Government Bonds	46.7
Corporate Bonds	41.5
Other Bonds	0.0
Mortgage Backed Securities	1.1
ST Investments (Cash & Other)	9.9
Asset Backed Securities	0.0