

Amundi Global High Income & Low Volatility Equity Hedged Fund

Fund Category

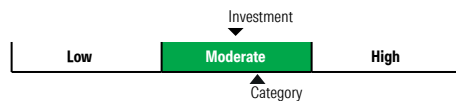
Global Equity

General Information

Fund Code 398/O398
Fund Inception July 2020
Underlying Inception July 2020
Fund Assets (\$Mil) 13.88
Underlying Assets (\$Mil) 464.16

Fund Company Amundi Asset Management
Underlying Fund Amundi Canada Global High Income & Low Volatility Equity Trust -T Hedged

Volatility Analysis



Investment Objective

This fund aims to reproduce the annualized return of the MSCI World Custom Yield Minimum Volatility Special Weighted Net Index, hedged against currency fluctuations in relation to the Canadian dollar, over four-year moving periods.

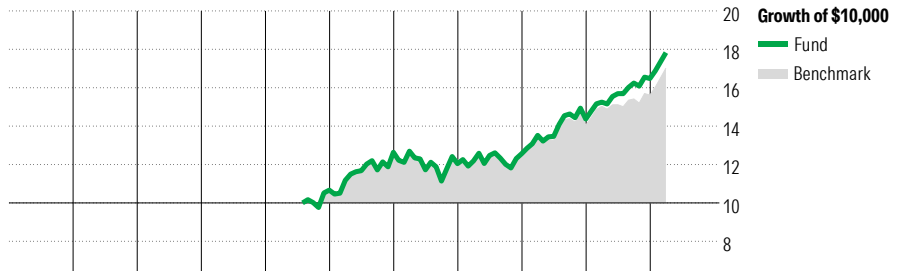
Benchmark

MSCI World Custom Yield Minimum Volatility Special Weighted Net Hedged

Investment Strategy

This Fund, managed based on a multi-factorial approach, aims to provide long-term capital growth while favoring current income and volatility reduction by investing in global equity securities. The fund also aims to eliminate the effects of movements in the value of currencies in relation to the Canadian dollar. The manager seeks to track the return and risk profile of a multi-factorial index, which focuses on income-producing quality securities and displaying a defensive nature offering capital protection in down market periods. The index replication process utilizes an option overlay strategy which seeks to obtain upside market returns using a combination of listed equity index call and put options. The multi-factorial index is also adjusted to incorporate environmental, social and governance considerations.

Performance Analysis as of February 28, 2026

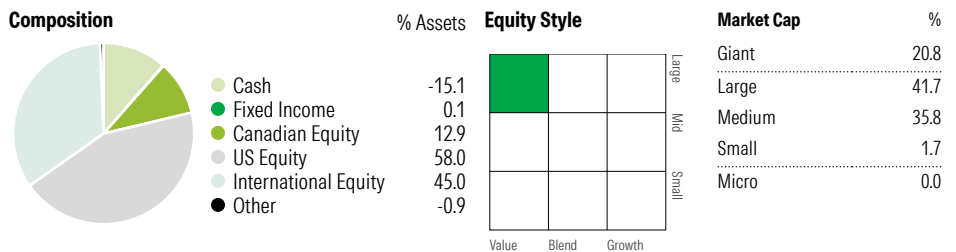


Quartile											
2016	2017	2018	2019	2020	2021	2022	2023	2024	2025	YTD	Calendar Year
—	—	—	—	—	—	—	—	—	—	—	as at February 28, 2026
—	—	—	—	—	18.5	-4.7	4.3	14.4	14.7	8.2	Fund Return %
—	—	—	—	—	18.0	-3.2	2.8	11.9	11.2	9.0	Benchmark %

Annualized Returns %	1 Mth	3 Mth	1 Yr	2 Yr	3 Yr	4 Yr	5 Yr	10 Yr
Fund	5.7	7.7	17.6	16.7	14.4	10.1	11.2	—
Benchmark	6.2	8.4	14.5	14.7	12.3	8.9	10.1	—

Disclosure The above data represents past performance returns, which is not indicative of future results. These are gross performance returns, calculated after the fund's operating expenses, but before investment fees. For more information, please contact Desjardins Insurance's Customer Contact Centre at 1-800-968-3587.

Portfolio Analysis as of February 28, 2026



Top 10 Holdings	% Assets	Top Five Countries	% Assets
Msci World Index Mar 26	6.2	United States	53.8
Johnson & Johnson	1.6	Canada	12.0
Orange SA	1.5	Japan	9.7
Consolidated Edison Inc	1.4	Switzerland	4.2
Coca-Cola Co	1.4	United Kingdom	2.8
Franco-Nevada Corp	1.2		
CME Group Inc Class A	1.1	Global Equity Sectors	% Equity
Choe Global Markets Inc	1.1	Utilities	9.7
PepsiCo Inc	1.0	Energy	4.6
Atmos Energy Corp	1.0	Financials	21.3
Total Number of Portfolio Holdings	3	Materials	5.2
Total Number of Underlying Holdings	399	Consumer Discretionary	2.9
Total Number of Stock Holdings	336	Consumer Staples	14.6
Total Number of Bond Holdings	0	Communication Services	8.5
		Industrials	11.1
		Health Care	12.3
		Information Technology	8.6
		Real Estate	1.2
		Unclassified	0.0