

# DGAM Long Term Enhanced Bond Fund

## Fund Category

Canadian Long Term Fixed Income

### General Information

Fund Code 378/778  
Fund Inception April 2018  
Underlying Inception August 2011  
Fund Assets (\$Mil) 68.44  
Underlying Assets (\$Mil) 68.44

Fund Company Desjardins Global Asset Management Inc  
Underlying Fund DGIA Canadian Long Term Bond Fund

### Volatility Analysis



### Investment Objective

This fund targets an annualized return higher than that of the combined benchmarks below, over four-year moving periods

### Benchmark

75% FTSE Canada Long Term Provincial Bond, 25% FTSE Canada Long Term Corporate Bond

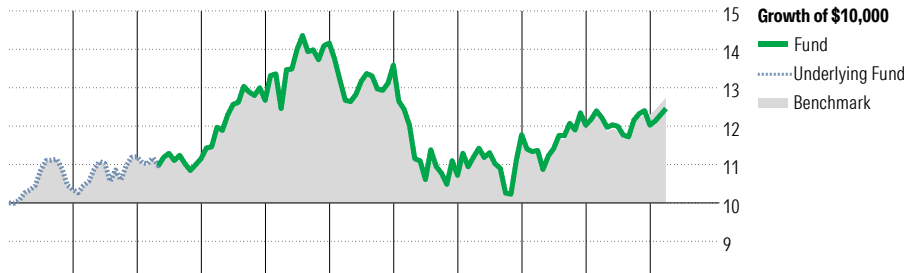
### Investment Strategy

This fund, actively managed, aims to provide a high return derived primarily from interest income by investing primarily in high-quality securities of provincial governments and Canadian corporations having long-term maturities. The fund employs a fundamental investment approach targeting a consistent allocation of value added sources. The strategy seeks to add value through management of duration, yield curve and credit risk.

### Notes

The underlying fund DGIA Canadian Long Term Bond Fund was launched in April 2018, however some of the strategies underlying this fund were launched earlier, in August 2011.

### Performance Analysis as of February 28, 2026



Year	2016	2017	2018	2019	2020	2021	2022	2023	2024	2025	YTD	Quartile
Fund Return %	3.5	8.3	-0.5	13.7	11.7	-4.0	-21.1	9.9	2.1	0.0	3.6	Calendar Year as at February 28, 2026
Benchmark %	3.3	8.2	-0.5	13.8	11.5	-4.1	-21.4	9.9	2.0	3.2	3.5	Fund Return %
												Benchmark %

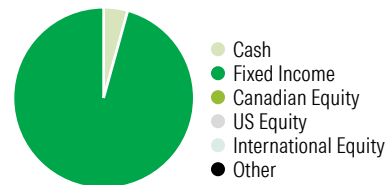
Annualized Returns %	1 Mth	3 Mth	1 Yr	2 Yr	3 Yr	4 Yr	5 Yr	10 Yr
Fund	2.6	0.4	0.5	4.8	4.4	0.0	-1.2	2.3
Benchmark	2.5	3.5	3.7	6.3	5.4	0.7	-0.7	2.4

Underlying Fund Performance

**Disclosure** The above data represents past performance returns, which is not indicative of future results. These are gross performance returns, calculated after the fund's operating expenses, but before investment fees. For more information, please contact Desjardins Insurance's Customer Contact Centre at 1-800-968-3587.

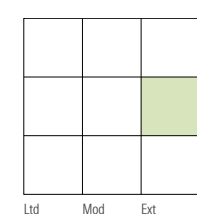
### Portfolio Analysis as of February 28, 2026

#### Composition



#### % Assets

#### Fixed Income Style



#### Credit Quality

Credit Quality	%
High	71.5
Medium	28.1
Low	0.0
N/A	0.4

#### Top 10 Holdings

Holder	% Assets
Quebec (Province Of) 4.4% 01-12-2055	6.8
Quebec (Province Of) 3.5% 01-12-2048	5.8
Ontario (Province Of) 4.15% 02-12-2054	4.0
Ontario (Province Of) 4.6% 02-12-2055	3.8
Hydro Quebec 5% 15-02-2045	3.5
Canada (Government of) 3.25% 01-06-2036	3.5
British Columbia (Province Of) 2.95% 18-06-2050	2.9
Ontario (Province Of) 4.65% 02-06-2041	2.7
Quebec (Province Of) 3.5% 01-12-2045	2.7
Ontario (Province Of) 2.9% 02-06-2049	2.6
Total Number of Portfolio Holdings	3
Total Number of Underlying Holdings	225
Total Number of Stock Holdings	0
Total Number of Bond Holdings	160

#### Top Five Countries

Country	% Assets
Canada	100.0

#### Fixed Income Breakdown

Category	% Bond
Government Bonds	77.7
Corporate Bonds	18.0
Other Bonds	0.0
Mortgage Backed Securities	0.0
ST Investments (Cash & Other)	4.3
Asset Backed Securities	0.0