

DFS BlackRock® Global Infrastructure Index Fund

Fund Category

Global Infrastructure Equity

General Information

Fund Code 309/709
Fund Inception August 2012
Underlying Inception July 2012
Fund Assets (\$Mil) 144.58
Underlying Assets (\$Mil) 2,148.97

Fund Company BlackRock Asset Management Canada Ltd
Underlying Fund BlackRock CDN GIBL Infrast Eq Idx CI D

Volatility Analysis



Investment Objective

The Fund aims to reproduce as closely as possible the annualised return of the Dow Jones Brookfield Global Infrastructure Index, expressed in Canadian dollars, over four-year moving periods.

Benchmark

Dow Jones Brookfield Global Infrastructure Net

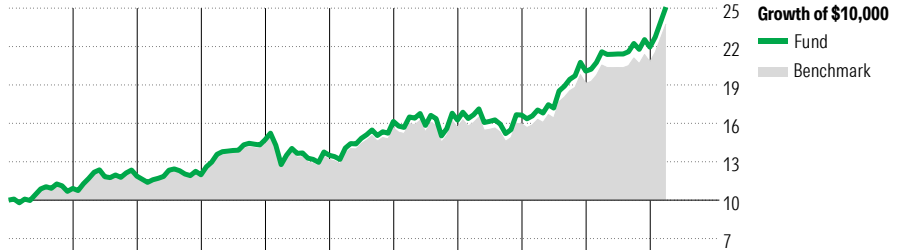
Investment Strategy

This fund, passively managed, aims to provide a return derived primarily from long-term capital appreciation by investing in a broadly diversified portfolio of equity securities of companies located throughout the world that are owners and operators of infrastructure assets.

Notes

BlackRock® is a registered trademark of BlackRock Finance, Inc. Used under license.

Performance Analysis as of February 28, 2026



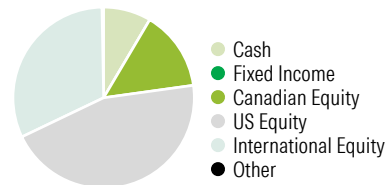
	2016	2017	2018	2019	2020	2021	2022	2023	2024	2025	YTD	Quartile
	9.2	8.8	0.9	22.8	-8.2	19.6	0.7	2.4	20.6	9.3	14.3	Calendar Year
	8.6	8.2	0.4	22.2	-8.6	18.9	0.2	1.7	19.9	8.7	14.2	as at February 28, 2026
												Fund Return %
												Benchmark %

Annualized Returns %	1 Mth	3 Mth	1 Yr	2 Yr	3 Yr	4 Yr	5 Yr	10 Yr
Fund	10.3	11.3	20.8	23.0	15.3	12.5	13.7	9.9
Benchmark	10.2	11.1	20.2	22.3	14.6	11.8	13.1	9.3

Disclosure The above data represents past performance returns, which is not indicative of future results. These are gross performance returns, calculated after the fund's operating expenses, but before investment fees. For more information, please contact Desjardins Insurance's Customer Contact Centre at 1-800-968-3587.

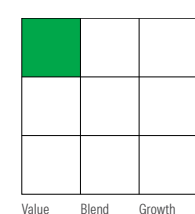
Portfolio Analysis as of February 28, 2026

Composition



% Assets

Equity Style



Market Cap

Market Cap	%
Giant	20.4
Large	31.5
Medium	44.2
Small	3.0
Micro	0.8

Top 10 Holdings

Top 10 Holdings	% Assets
Enbridge Inc	6.4
National Grid PLC	5.1
Williams Companies Inc	4.9
American Tower Corp	4.8
Vinci SA	4.6
TC Energy Corp	3.7
Kinder Morgan Inc Class P	3.5
Sempra	3.4
E.ON SE	2.8
ONEOK Inc	2.8
Total Number of Portfolio Holdings	3
Total Number of Underlying Holdings	106
Total Number of Stock Holdings	100
Total Number of Bond Holdings	0

Top Five Countries

Top Five Countries	% Assets
United States	49.5
Canada	15.6
United Kingdom	7.0
France	5.3
Spain	3.8

Global Equity Sectors

Global Equity Sectors	% Equity
Utilities	43.6
Energy	31.6
Financials	0.0
Materials	0.0
Consumer Discretionary	0.0
Consumer Staples	0.0
Communication Services	2.1
Industrials	14.1
Health Care	0.0
Information Technology	0.0
Real Estate	8.6
Unclassified	0.0