

DFS BlackRock® LifePath® 2025 Index Fund

Fund Category

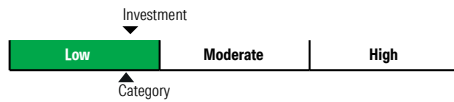
2025 Target Date Portfolio

General Information

Fund Code 303/703/R303
Fund Inception April 2011
Underlying Inception October 2007
Fund Assets (\$Mil) 426.58
Underlying Assets (\$Mil) 5,663.27

Fund Company BlackRock Asset Management Canada Ltd
Underlying Fund BlackRock CDN LifePath 2025 Index

Volatility Analysis



Investment Objective

The Fund aims to maximize total return with a risk level that is in line with the fund's time horizon.

Benchmark

Blended benchmark rebalanced periodically to reflect a decreasing risk tolerance

Investment Strategy

This fund aims to maximize total return with a risk level that is in line with its time horizon by holding a mix of equity and equity-like asset classes as well as fixed-income instruments. It favors sustainability integration within its equity component through the use of optimized strategies based on environmental, social and governance factors. The fund is intended for investors planning to begin drawing income from their savings between 2023 and 2027. Over time, the portfolio is rebalanced to reflect a decreasing tolerance for portfolio volatility.

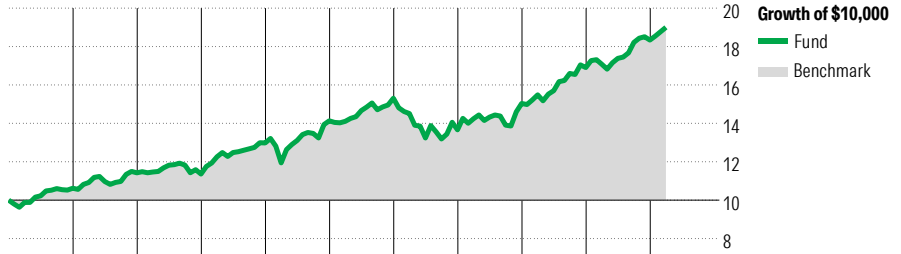
Notes

BlackRock® is a registered trademark of BlackRock Finance, Inc. Used under license.

LifePath® is a registered trademark of BlackRock Institutional Trust Company, N.A. Used with permission.

The fund can invest in global equities, Canadian equities and bonds, Canadian inflation-linked bonds, real estate and alternative investments including commodities and infrastructures.

Performance Analysis as of February 28, 2026



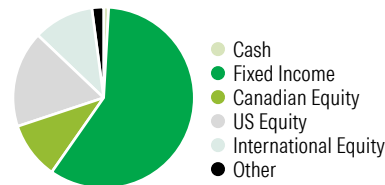
											Quartile	
2016	2017	2018	2019	2020	2021	2022	2023	2024	2025	YTD	Calendar Year	
6.2	7.6	-0.5	14.2	8.9	8.3	-10.7	10.0	12.4	8.5	3.6	as at February 28, 2026	
6.1	7.6	-0.7	14.2	8.7	8.4	-10.8	10.0	12.6	8.5	3.7	Fund Return %	
											Benchmark %	

Annualized Returns %	1 Mth	3 Mth	1 Yr	2 Yr	3 Yr	4 Yr	5 Yr	10 Yr
Fund	2.5	2.6	9.7	11.7	10.7	6.8	6.3	7.0
Benchmark	2.5	2.8	9.8	11.8	10.8	6.8	6.3	7.0

Disclosure The above data represents past performance returns, which is not indicative of future results. These are gross performance returns, calculated after the fund's operating expenses, but before investment fees. For more information, please contact Desjardins Insurance's Customer Contact Centre at 1-800-968-3587.

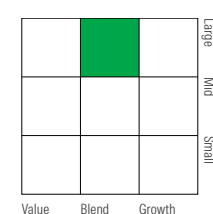
Portfolio Analysis as of February 28, 2026

Composition

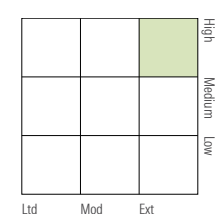


% Assets

Equity Style



Fixed Income Style



Top Five Countries

	% Assets
United States	45.0
Canada	26.8
Japan	4.6
United Kingdom	2.6
Taiwan	2.0

Top 10 Holdings

	% Assets
iShares 0-5 Year TIPS Bond ETF	6.0
iShares ESG Aware MSCI EM ETF	3.2
Ish Bbg Enh Roll Yld Comm Swap Etf	1.6
NVIDIA Corp	1.0
Apple Inc	0.9
Canada (Government of) 3.25% 01-12-2035	0.9
Canada (Government of) 2.75% 01-09-2030	0.9
Canada (Government of) 3.25% 01-06-2035	0.8
Canada (Government of) 3% 01-06-2034	0.7
Royal Bank of Canada	0.7
Total Number of Portfolio Holdings	3
Total Number of Underlying Holdings	3,898
Total Number of Stock Holdings	2,036
Total Number of Bond Holdings	1,344

Global Equity Sectors

	% Equity
Utilities	3.4
Energy	7.5
Financials	20.8
Materials	8.3
Consumer Discretionary	6.6
Consumer Staples	4.0
Communication Services	5.1
Industrials	10.4
Health Care	6.1
Information Technology	19.2
Real Estate	8.5
Unclassified	0.0

Fixed Income Breakdown

	% Bond
Government Bonds	74.9
Corporate Bonds	23.4
Other Bonds	0.0
Mortgage Backed Securities	0.1
ST Investments (Cash & Other)	1.5
Asset Backed Securities	0.1