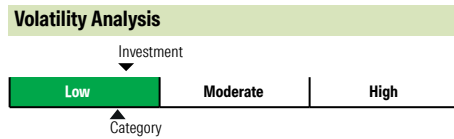


DFS BlackRock® LifePath® Retirement Index Fund I

Fund Category

Global Fixed Income Balanced

General Information	
Fund Code	300/700/R300
Fund Inception	April 2011
Underlying Inception	March 2007
Fund Assets (\$Mil)	296.65
Underlying Assets (\$Mil)	4,165.37
Fund Company	
	BlackRock Asset Management Canada Ltd
Underlying Fund	
	BlackRock CDN LifePath Retirement Idx



Investment Objective

This fund invests in a wide array of indexed funds in order to maximize total return with a risk level that is in line with its time horizon. It seeks to track the return and risk profile of a blended benchmark.

Benchmark

Blended benchmark composed of more than 60% in fixed-income securities

Investment Strategy

This fund aims to provide an appropriate blend of income and inflation protection by holding a mix of equity and equity-like asset classes as well as fixed-income instruments. It favors sustainability integration within its equity component through the use of optimized strategies based on environmental, social and governance factors. The fund is intended for investors currently seeking to withdraw money from their savings for retirement purposes. It possesses a conservative asset allocation composed of more than 60% in fixed-income securities.

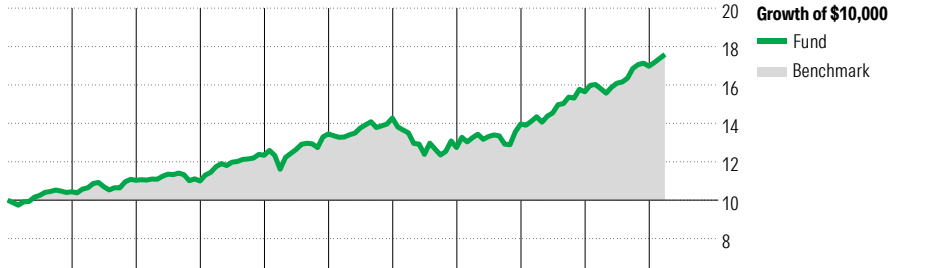
Notes

BlackRock® is a registered trademark of BlackRock Finance, Inc. Used under license.

LifePath® is a registered trademark of BlackRock Institutional Trust Company, N.A. Used with permission.

The fund can invest in global equities, Canadian equities and bonds, Canadian inflation-linked bonds, real estate and alternative investments including commodities and infrastructures.

Performance Analysis as of February 28, 2026

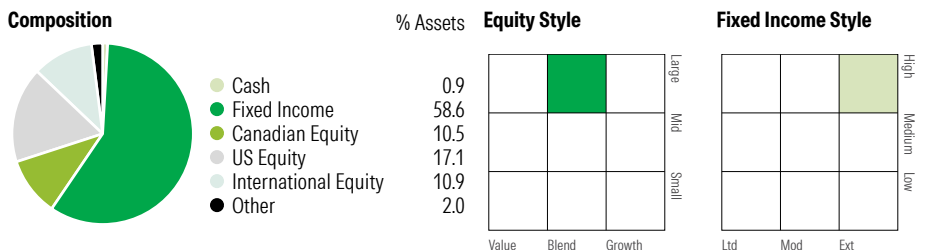


Year	2016	2017	2018	2019	2020	2021	2022	2023	2024	2025	YTD	Quartile
Fund Return %	4.4	5.7	-0.3	12.2	9.0	6.2	-10.8	9.6	12.0	8.5	3.6	Calendar Year
Benchmark %	4.5	5.8	-0.4	12.2	8.9	6.2	-10.8	9.6	12.1	8.5	3.7	as at February 28, 2026

Annualized Returns %	1 Mth	3 Mth	1 Yr	2 Yr	3 Yr	4 Yr	5 Yr	10 Yr
Fund	2.5	2.7	9.8	11.7	10.5	6.5	5.8	6.1
Benchmark	2.5	2.8	9.8	11.7	10.6	6.6	5.8	6.1

Disclosure The above data represents past performance returns, which is not indicative of future results. These are gross performance returns, calculated after the fund's operating expenses, but before investment fees. For more information, please contact Desjardins Insurance's Customer Contact Centre at 1-800-968-3587.

Portfolio Analysis as of February 28, 2026



Top Five Countries

Country	% Assets
United States	44.5
Canada	27.2
Japan	4.6
United Kingdom	2.6
Taiwan	2.0

Top 10 Holdings

Holder	% Assets
iShares 0-5 Year TIPS Bond ETF	6.0
iShares ESG Aware MSCI EM ETF	3.2
Ish Bbg Enh Roll Yld Comm Swap Etf	1.6
NVIDIA Corp	1.0
Apple Inc	0.9
Canada (Government of) 3.25% 01-12-2035	0.9
Canada (Government of) 2.75% 01-09-2030	0.9
Canada (Government of) 3.25% 01-06-2035	0.8
Royal Bank of Canada	0.7
Canada (Government of) 3% 01-06-2034	0.7
Total Number of Portfolio Holdings	3
Total Number of Underlying Holdings	3,898
Total Number of Stock Holdings	2,036
Total Number of Bond Holdings	1,344

Global Equity Sectors

Sector	% Equity
Utilities	3.4
Energy	7.6
Financials	20.9
Materials	8.4
Consumer Discretionary	6.6
Consumer Staples	4.0
Communication Services	5.1
Industrials	10.4
Health Care	6.1
Information Technology	19.1
Real Estate	8.4
Unclassified	0.0

Fixed Income Breakdown

Category	% Bond
Government Bonds	74.9
Corporate Bonds	23.5
Other Bonds	0.0
Mortgage Backed Securities	0.1
ST Investments (Cash & Other)	1.5
Asset Backed Securities	0.1