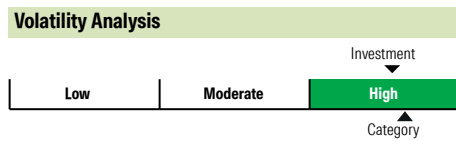


DFS BlackRock® U.S. Equity Index (Registered Only) Fund

Fund Category
US Equity

General Information	
Fund Code	274/674/874/T274
Fund Inception	November 2008
Underlying Inception	August 2005
Fund Assets (\$Mil)	1371.02
Underlying Assets (\$Mil)	16,819.60
Fund Company	
	BlackRock Asset Management Canada Ltd
Underlying Fund	
	BlackRock CDN US Equity Idx NonTax Cl D



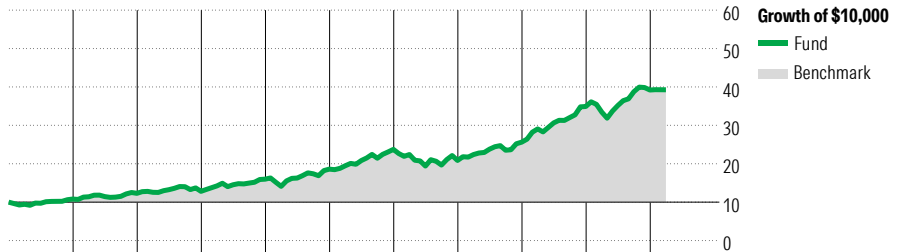
Investment Objective
This fund aims to reproduce the annualized return of the S&P 500 Index, expressed in Canadian dollars, over four year moving periods.

Benchmark
S&P 500

Investment Strategy
The investments are passively managed in order to provide a return derived primarily from long term capital appreciation by investing in a largely diversified portfolio of American equity securities.

Notes
BlackRock® is a registered trademark of BlackRock Finance, Inc. Used under license.

Performance Analysis as of February 28, 2026

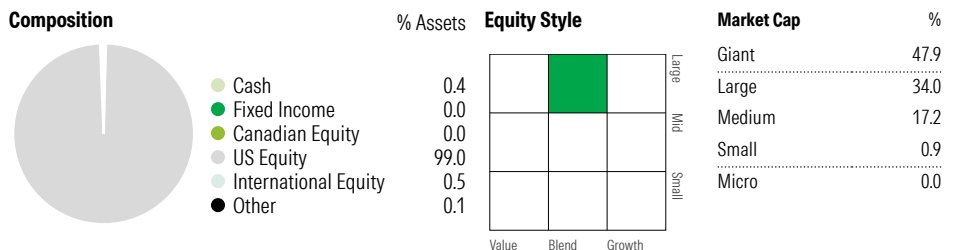


Performance Analysis											Quartile	
2016	2017	2018	2019	2020	2021	2022	2023	2024	2025	YTD	Calendar Year	
8.1	13.8	4.2	24.8	16.3	27.6	-12.1	22.9	36.3	12.3	0.2	as at February 28, 2026	
8.1	13.8	4.2	24.8	16.3	27.6	-12.2	22.9	36.4	12.4	0.2	Fund Return %	
											Benchmark %	

Annualized Returns %	1 Mth	3 Mth	1 Yr	2 Yr	3 Yr	4 Yr	5 Yr	10 Yr
Fund	-0.1	-1.5	10.7	17.9	21.8	15.7	15.9	15.5
Benchmark	0.0	-1.4	10.8	18.0	21.9	15.7	15.9	15.6

Disclosure The above data represents past performance returns, which is not indicative of future results. These are gross performance returns, calculated after the fund's operating expenses, but before investment fees. For more information, please contact Desjardins Insurance's Customer Contact Centre at 1-800-968-3587.

Portfolio Analysis as of February 28, 2026



Top 10 Holdings	% Assets	Top Five Countries	% Assets
NVIDIA Corp	7.3	United States	99.5
Apple Inc	6.6	Switzerland	0.2
Microsoft Corp	4.9	China	0.1
Amazon.com Inc	3.5	Netherlands	0.1
Alphabet Inc Class A	3.1	Ireland	0.0
Broadcom Inc	2.6		
Alphabet Inc Class C	2.5	Global Equity Sectors	% Equity
Meta Platforms Inc Class A	2.4	Utilities	2.2
Tesla Inc	1.9	Energy	3.2
Berkshire Hathaway Inc Class B	1.6	Financials	12.9
Total Number of Portfolio Holdings	3	Materials	2.0
Total Number of Underlying Holdings	511	Consumer Discretionary	10.4
Total Number of Stock Holdings	503	Consumer Staples	5.0
Total Number of Bond Holdings	0	Communication Services	11.0
		Industrials	8.6
		Health Care	9.5
		Information Technology	33.4
		Real Estate	1.9
		Unclassified	0.0