

# Baillie Gifford International Equity Fund

## Fund Category

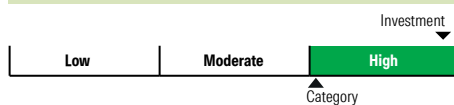
International Equity

### General Information

Fund Code 2621662/862  
Fund Inception October 2004  
Underlying Inception N/A  
Fund Assets (\$Mil) 79.37  
Underlying Assets (\$Mil) N/A

Fund Company Baillie Gifford Overseas Limited

### Volatility Analysis



### Investment Objective

This fund targets an annualized return at least 2.00% higher than that of the MSCI All Country World Ex-USA Net (with dividends reinvested after the deduction of withholding taxes) Index, expressed in Canadian dollars, over four-year moving periods.

### Benchmark

MSCI All Country World Ex-USA Net

### Investment Strategy

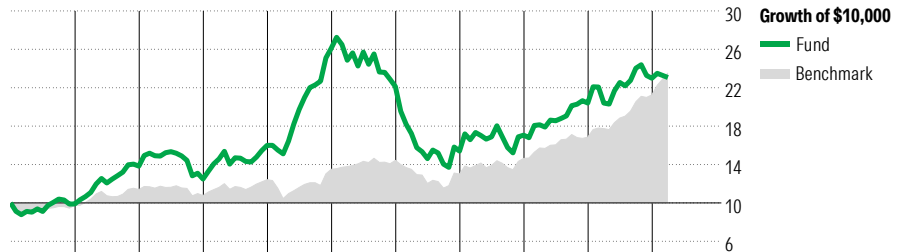
This Fund, actively managed, aims to provide superior returns primarily through capital appreciation by investing in a diversified stock portfolio of companies located outside the United States of America. The Fund's strategy favours companies that can sustain above-average growth in earnings and cash flows.

### Notes

Baillie Gifford has managed this fund since December 2007.

The benchmark was last changed on July 1, 2018.

### Performance Analysis as of February 28, 2026

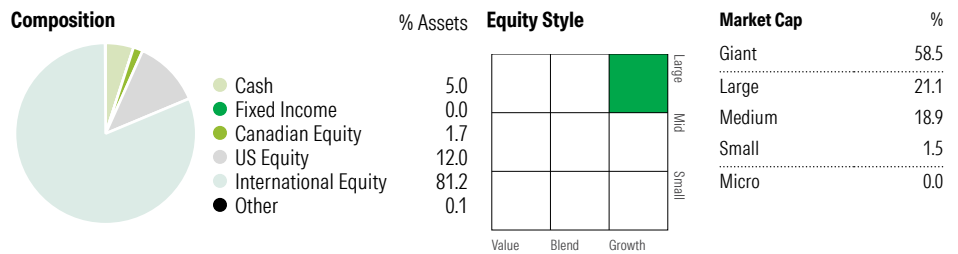


Year	2016	2017	2018	2019	2020	2021	2022	2023	2024	2025	YTD	Quartile
Fund Return %	-1.1	39.8	-9.7	28.1	63.3	-15.3	-30.4	10.8	19.6	12.7	0.3	Calendar Year
Benchmark %	-2.5	16.8	-5.5	15.4	8.7	6.9	-9.9	12.5	15.1	26.2	10.7	as at February 28, 2026

Annualized Returns %	1 Mth	3 Mth	1 Yr	2 Yr	3 Yr	4 Yr	5 Yr	10 Yr
Fund	-1.8	-0.9	4.5	13.0	11.6	6.1	-2.7	10.1
Benchmark	5.8	12.2	32.3	24.1	20.0	14.5	11.4	10.2

**Disclosure** The above data represents past performance returns, which is not indicative of future results. These are gross performance returns, calculated after the fund's operating expenses, but before investment fees. For more information, please contact Desjardins Insurance's Customer Contact Centre at 1-800-968-3587.

### Portfolio Analysis as of February 28, 2026



Top 10 Holdings	% Assets	Top Five Countries	% Assets
Taiwan Semiconductor Manufacturing ADR	7.5	United States	12.7
ASML Holding NV	4.7	China	11.8
Spotify Technology SA	4.3	Japan	11.1
MercadoLibre Inc	4.2	Netherlands	9.4
Atlas Copco AB Class A	3.9	Taiwan	7.9
Advantest Corp	3.8		
Disco Corp	3.3	<b>Global Equity Sectors</b>	% Equity
Sea Ltd ADR	3.2	Utilities	0.0
DSV As	3.0	Energy	0.0
Adyen NV	2.9	Financials	13.5
Total Number of Portfolio Holdings	63	Materials	0.7
Total Number of Underlying Holdings	63	Consumer Discretionary	22.2
Total Number of Stock Holdings	55	Consumer Staples	2.8
Total Number of Bond Holdings	0	Communication Services	7.2
		Industrials	13.1
		Health Care	9.5
		Information Technology	31.0
		Real Estate	0.0
		Unclassified	0.0