

Fiera Canadian Equity Fund

Fund Category

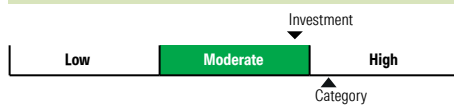
Canadian Equity

General Information

Fund Code 258/658
Fund Inception October 2004
Underlying Inception November 2016
Fund Assets (\$Mil) 564.21
Underlying Assets (\$Mil) 5,501.19

Fund Company Fiera Capital Corporation
Underlying Fund Fiera Canadian Equity

Volatility Analysis



Investment Objective

The Fund targets an annualized return of 1.5% higher than the S&P/TSX Capped Index, over four-year moving periods.

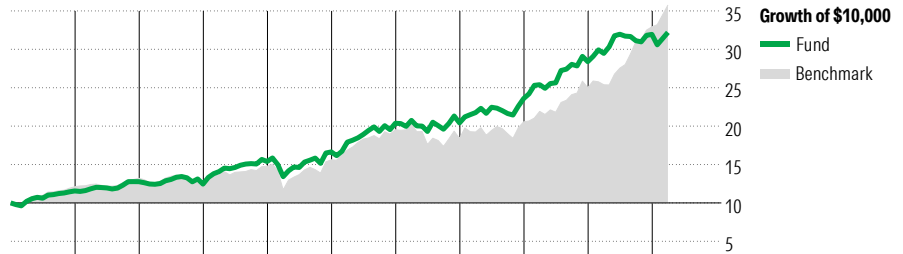
Benchmark

S&P/TSX Capped

Investment Strategy

This Fund, actively managed, aims to provide long-term capital appreciation by investing in shares of large and high quality Canadian companies. The fund employs a bottom-up fundamental, conservative and disciplined approach that puts the emphasis on capital preservation. The fund manager favours businesses that are profitable and well-established, present defensible attributes and can generate good returns on investment.

Performance Analysis as of February 28, 2026

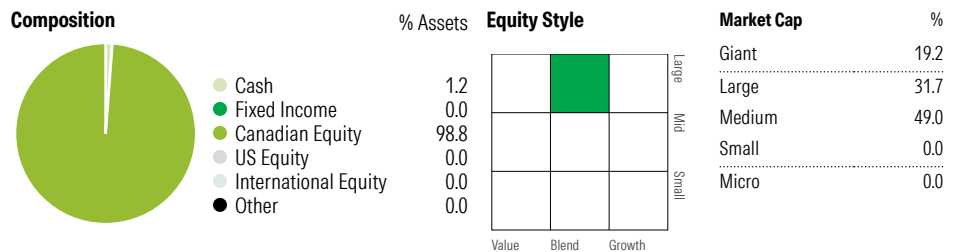


	2016	2017	2018	2019	2020	2021	2022	2023	2024	2025	YTD	Quartile
	15.6	10.4	-2.5	23.6	8.1	22.4	0.2	15.5	20.4	12.5	0.8	Calendar Year
	21.1	9.1	-8.9	22.9	5.6	25.1	-5.8	11.8	21.7	31.7	8.6	as at February 28, 2026
												Fund Return %
												Benchmark %

Annualized Returns %	1 Mth	3 Mth	1 Yr	2 Yr	3 Yr	4 Yr	5 Yr	10 Yr
Fund	5.3	1.2	7.6	12.8	14.4	12.7	14.0	12.8
Benchmark	7.7	10.1	38.8	30.4	22.9	16.4	17.1	13.7

Disclosure The above data represents past performance returns, which is not indicative of future results. These are gross performance returns, calculated after the fund's operating expenses, but before investment fees. For more information, please contact Desjardins Insurance's Customer Contact Centre at 1-800-968-3587.

Portfolio Analysis as of February 28, 2026



Top 10 Holdings	% Assets	Top Five Countries	% Assets
Royal Bank of Canada	5.7	Canada	100.0
Quebecor Inc Shs -B- Subord.Voting	5.4		
Metro Inc	5.1	Global Equity Sectors	% Equity
Intact Financial Corp	4.9	Utilities	0.0
Toromont Industries Ltd	4.8	Energy	0.0
Restaurant Brands International Inc	4.7	Financials	25.9
CGI Inc Class A	4.6	Materials	3.2
National Bank of Canada	4.6	Consumer Discretionary	6.9
Waste Connections Inc	4.5	Consumer Staples	14.5
Canadian National Railway Co	4.5	Communication Services	7.5
Total Number of Portfolio Holdings	3	Industrials	28.4
Total Number of Underlying Holdings	32	Health Care	0.0
Total Number of Stock Holdings	29	Information Technology	13.6
Total Number of Bond Holdings	0	Real Estate	0.0
		Unclassified	0.0