

Jarislowsky Fraser Canadian Equity Fund

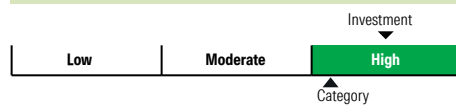
Fund Category
Canadian Equity

General Information

Fund Code 252/652
Fund Inception January 2003
Underlying Inception April 1997
Fund Assets (\$Mil) 153.34
Underlying Assets (\$Mil) 4,867.71

Fund Company Jarislowsky Fraser
Underlying Fund JF Canadian Equity Fund

Volatility Analysis



Investment Objective

The Fund targets an annualized return higher than the S&P/TSX Index, over four-year moving periods.

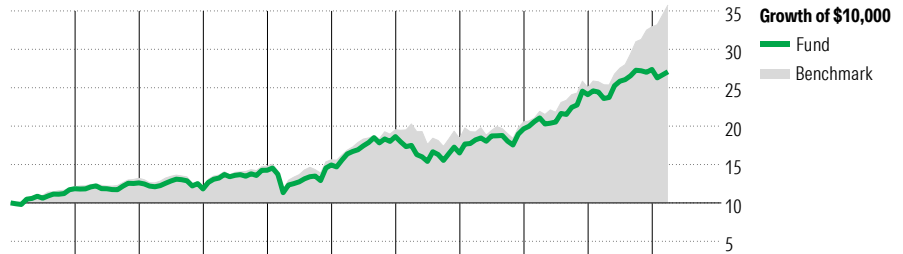
Benchmark

S&P/TSX

Investment Strategy

The investments are actively managed in order to provide capital appreciation while controlling risk by investing in a diversified portfolio of Canadian equity. The Fund's equity style emphasizes buying long-term growth at a reasonable price.

Performance Analysis as of February 28, 2026

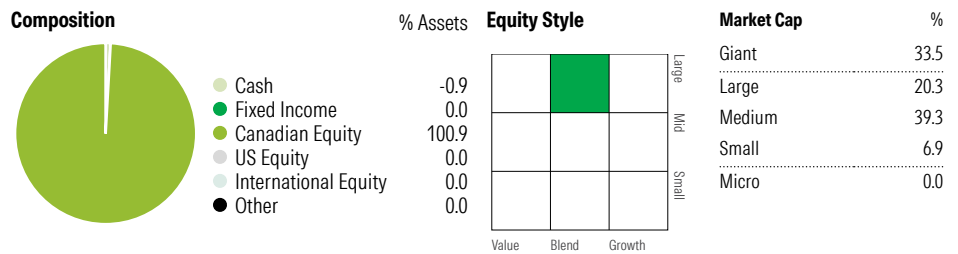


Year	2016	2017	2018	2019	2020	2021	2022	2023	2024	2025	YTD	Quartile
Fund Return %	18.4	6.4	-6.3	20.6	4.8	24.7	-11.5	19.1	22.6	13.6	-1.1	Calendar Year
Benchmark %	21.1	9.1	-8.9	22.9	5.6	25.1	-5.8	11.8	21.7	31.7	8.6	as at February 28, 2026

Annualized Returns %	1 Mth	3 Mth	1 Yr	2 Yr	3 Yr	4 Yr	5 Yr	10 Yr
Fund	3.0	0.3	10.8	14.7	15.2	11.8	11.7	10.7
Benchmark	7.7	10.1	38.8	30.4	22.9	16.4	17.1	13.7

Disclosure The above data represents past performance returns, which is not indicative of future results. These are gross performance returns, calculated after the fund's operating expenses, but before investment fees. For more information, please contact Desjardins Insurance's Customer Contact Centre at 1-800-968-3587.

Portfolio Analysis as of February 28, 2026



Top 10 Holdings	% Assets	Top Five Countries	% Assets
The Toronto-Dominion Bank	7.2	Canada	100.0
Bank of Montreal	6.3		
Brookfield Corp Registered Shs -A- Limited Vtg	6.0	Global Equity Sectors	% Equity
Canadian National Railway Co	6.0	Utilities	0.0
Franco-Nevada Corp	5.1	Energy	6.8
TC Energy Corp	4.7	Financials	29.1
CAE Inc	4.5	Materials	6.9
Atkinsrealis Group Inc	4.2	Consumer Discretionary	4.2
National Bank of Canada	4.1	Consumer Staples	7.2
Shopify Inc Registered Shs -A- Subord Vtg	4.0	Communication Services	0.0
Total Number of Portfolio Holdings	3	Industrials	27.7
Total Number of Underlying Holdings	37	Health Care	0.0
Total Number of Stock Holdings	33	Information Technology	14.9
Total Number of Bond Holdings	0	Real Estate	3.2
		Unclassified	0.0