

DFS BlackRock® MSCI All Country World Index Fund

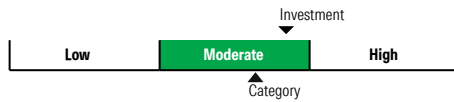
Fund Category
Global Equity

General Information

Fund Code 244/644/844/R244/T244
Fund Inception May 2011
Underlying Inception September 2007
Fund Assets (\$Mil) 457.71
Underlying Assets (\$Mil) 4,185.74

Fund Company BlackRock Asset Management Canada Ltd
Underlying Fund BlackRock CDN MSCI ACWI ex-Canada Index

Volatility Analysis



Investment Objective

The Fund aims to reproduce as closely as possible the annualized return of the MSCI ACWI ex. Canada Net, expressed in Canadian dollars, over four-year moving periods.

Benchmark

MSCI ACWI ex. Canada Net

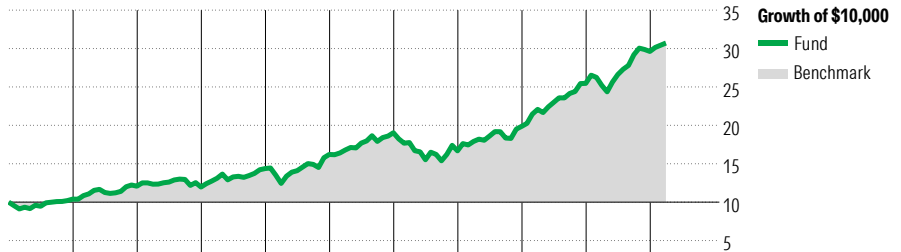
Investment Strategy

The investments are passively managed in order to provide a return derived primarily from long term capital appreciation by investing in a broadly diversified portfolio of stocks of companies located throughout the world, including emerging countries.

Notes

BlackRock® is a registered trademark of BlackRock Finance, Inc. Used under license.

Performance Analysis as of February 28, 2026



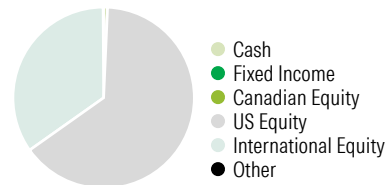
	2016	2017	2018	2019	2020	2021	2022	2023	2024	2025	YTD	Quartile
	4.0	16.2	-0.9	20.1	12.8	17.4	-12.4	19.1	28.2	16.3	3.7	Calendar Year
	3.7	16.1	-1.0	20.2	14.5	17.3	-12.6	19.1	28.4	16.2	3.7	as at February 28, 2026
												Fund Return %
												Benchmark %

Annualized Returns %	1 Mth	3 Mth	1 Yr	2 Yr	3 Yr	4 Yr	5 Yr	10 Yr
Fund	1.9	2.8	17.0	19.6	20.7	14.8	13.4	12.9
Benchmark	1.9	2.9	17.1	19.6	20.8	14.7	13.3	13.1

Disclosure The above data represents past performance returns, which is not indicative of future results. These are gross performance returns, calculated after the fund's operating expenses, but before investment fees. For more information, please contact Desjardins Insurance's Customer Contact Centre at 1-800-968-3587.

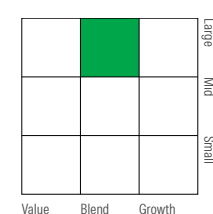
Portfolio Analysis as of February 28, 2026

Composition



% Assets

Equity Style



Market Cap

Giant	50.2
Large	34.3
Medium	15.0
Small	0.5
Micro	0.0

Top 10 Holdings

	% Assets
NVIDIA Corp	4.5
Apple Inc	4.1
Microsoft Corp	2.9
Amazon.com Inc	2.1
Alphabet Inc Class A	1.9
Taiwan Semiconductor Manufacturing	1.6
Alphabet Inc Class C	1.6
Broadcom Inc	1.5
Meta Platforms Inc Class A	1.5
Tesla Inc	1.2
Total Number of Portfolio Holdings	3
Total Number of Underlying Holdings	2,517
Total Number of Stock Holdings	2,428
Total Number of Bond Holdings	0

Top Five Countries

	% Assets
United States	65.0
Japan	5.2
United Kingdom	3.3
China	2.8
Taiwan	2.6

Global Equity Sectors

	% Equity
Utilities	2.5
Energy	3.3
Financials	16.6
Materials	3.5
Consumer Discretionary	10.2
Consumer Staples	5.2
Communication Services	9.1
Industrials	11.1
Health Care	9.1
Information Technology	27.5
Real Estate	1.8
Unclassified	0.0