

Melodia Growth 70/30 Fund

Fund Category

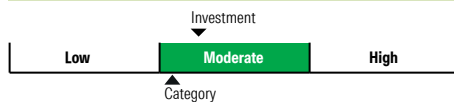
Global Equity Balanced

General Information

Fund Code 230/O230
Fund Inception December 2013
Underlying Inception June 2010
Fund Assets (\$Mil) 105.02
Underlying Assets (\$Mil) N/A

Fund Company Desjardins Investments Inc
Underlying Fund 50% Desjardins Active Strategy Growth Portfolio, I-Class / 50% Desjardins Active Strategy Aggressive Portfolio, I-Class

Volatility Analysis



Investment Objective

The Fund targets an annualized return higher than the benchmark indices below, over four-year moving periods

Benchmark

25.2% FTSE Canada Universe Bond, 19.8% Bloomberg Multiverse Hedged, 13.8% MSCI Canada Net, 41.2% MSCI All Country World ex Canada Net

Investor Profile

This Fund aims to provide long-term capital appreciation and generate a low income return by investing primarily in units of mutual funds which themselves invest in equity and fixed-income securities throughout the world. The Fund is intended for investors who have a growth profile and high risk tolerance.

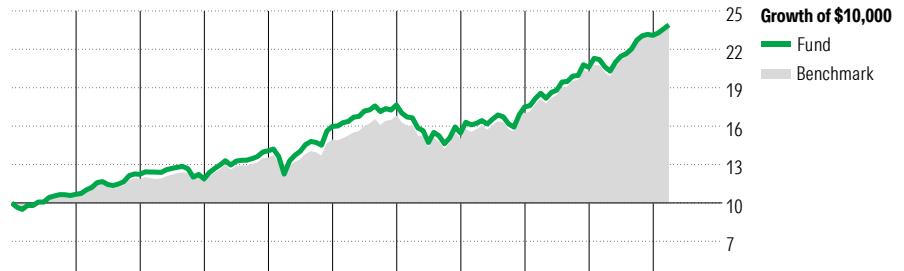
Notes

Returns calculated before December 2013 are simulated according to the allocation of Melodia Portfolios in force before this date.

The benchmark was last changed on September 24, 2025. The fund's composition was last changed on September 24, 2025.

Due to restrictions regarding the availability of certain indices, we used the USD version of Barclays Capital benchmark before November 2015.

Performance Analysis as of February 28, 2026



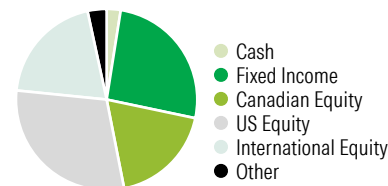
Year	2016	2017	2018	2019	2020	2021	2022	2023	2024	2025	YTD	Quartile
Fund Return %	6.7	14.6	-2.9	18.5	13.6	10.5	-12.4	13.2	17.6	12.1	3.5	Calendar Year
Benchmark %	7.1	10.5	-2.0	16.4	10.5	12.6	-10.9	13.7	18.7	14.4	3.7	as at February 28, 2026

Annualized Returns %	1 Mth	3 Mth	1 Yr	2 Yr	3 Yr	4 Yr	5 Yr	10 Yr
Fund	2.7	3.2	12.8	14.7	14.1	9.4	8.0	9.7
Benchmark	2.6	3.3	15.7	16.5	15.6	10.6	9.8	9.6

Disclosure The above data represents past performance returns, which is not indicative of future results. These are gross performance returns, calculated after the fund's operating expenses, but before investment fees. For more information, please contact Desjardins Insurance's Customer Contact Centre at 1-800-968-3587.

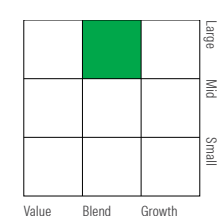
Portfolio Analysis as of February 28, 2026

Composition

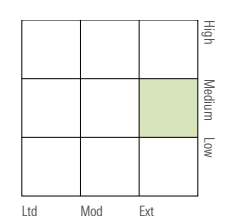


% Assets

Equity Style



Fixed Income Style



Top Five Countries

Country	% Assets
United States	43.5
Canada	27.3
United Kingdom	4.6
Japan	4.0
France	3.4

Top 10 Holdings

Holder	% Assets
Royal Bank of Canada	1.6
NVIDIA Corp	1.3
Microsoft Corp	1.3
Dgam Global Private Infrastructure Fund L.P. - D10	1.3
The Toronto-Dominion Bank	1.2
Desjardins Emerg Markets Opp Class A	1.2
Amazon.com Inc	1.0
Apple Inc	1.0
Alphabet Inc Class A	0.9
Taiwan Semiconductor Manufacturing ADR	0.9
Total Number of Portfolio Holdings	4
Total Number of Underlying Holdings	13,618
Total Number of Stock Holdings	7,274
Total Number of Bond Holdings	5,029

Global Equity Sectors

Sector	% Equity
Utilities	2.6
Energy	5.9
Financials	22.2
Materials	5.9
Consumer Discretionary	8.8
Consumer Staples	5.9
Communication Services	5.9
Industrials	13.0
Health Care	9.1
Information Technology	18.6
Real Estate	1.9
Unclassified	0.0

Fixed Income Breakdown

Category	% Bond
Government Bonds	46.9
Corporate Bonds	41.9
Other Bonds	0.0
Mortgage Backed Securities	5.5
ST Investments (Cash & Other)	4.6
Asset Backed Securities	1.0