

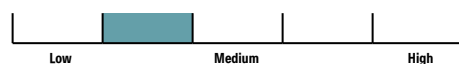
DFS GIF – Canadian Income and Growth – CI

Fund Category Global Neutral Balanced **Morningstar Return** High **Morningstar Risk** AboveAverage **Morningstar Rating™** ★★★★★

Investment Objective

The objective of this Fund is to provide a steady flow of current income while preserving capital by obtaining exposure primarily to equity, equity related and fixed income securities of Canadian issuers.

Volatility Analysis



Best 1 Year Return 27.4%
03-31-2020 to 03-31-2021

Worst 1 Year Return -10.6%
02-28-2015 to 02-29-2016

Fund Details

Inception Date February 2014

Series 6 Min. Investment \$ 1000

Series 7 Min. Investment \$ 250000

Series 8 Min. Investment \$ 1000

Subsequent Investment \$ 500

Total Assets \$Mil 125.5

Series 6 NAV \$ 10.06

Series 6 MER % 2.73

Series 7 NAV \$ 10.72

Series 7 MER % 2.47

Series 8 NAV \$ 8.63

Series 8 MER % 2.23

Additional Fees

Name	Fee
Helios2 – 75/100 i	0.50
Helios2 – 75/100 GLWB	1.55
Helios2 – 100/100 i	1.35

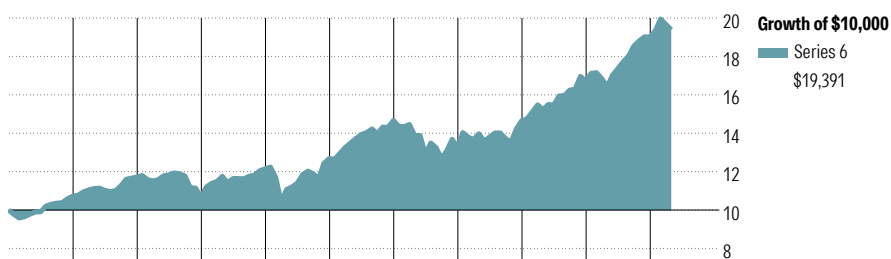
Management Company Cl Investments Inc

Web Site desjardinslifeinsurance.com

Risk and Return Statistics

	3 Yr
Alpha	1.04
Beta	1.08
R-Squared	90.47
Standard Deviation	7.11
Upside Capture	114.57
Downside Capture	113.26
Information Ratio	0.75

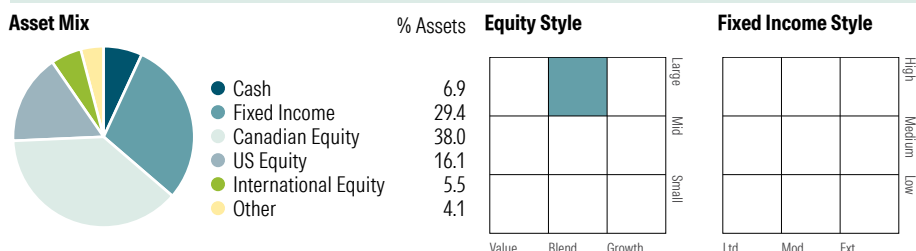
Performance Analysis as of March 31, 2026



Year	2016	2017	2018	2019	2020	2021	2022	2023	2024	2025	YTD	Calendar Year as at March 31, 2026
Series 6	7.2	9.4	-9.0	13.9	4.4	15.7	-9.6	10.5	14.2	13.6	2.0	Series 6
Series 7	7.7	9.9	-8.4	14.5	4.9	16.3	-9.1	11.1	14.9	14.3	2.1	Series 7
Series 8	—	—	—	14.2	4.7	16.0	-9.3	10.8	14.7	14.0	2.0	Series 8

	1 Mth	3 Mth	6 Mth	1 Yr	3 Yr	5 Yr	10 Yr	Since Incep.	Trailing Return %
Series 6	-2.8	2.0	4.6	15.1	12.4	7.9	7.2	6.0	Series 6
Series 7	-2.8	2.1	4.9	15.8	12.9	8.5	7.8	6.5	Series 7
Series 8	-2.8	2.0	4.7	15.5	12.7	8.2	—	7.1	Series 8
Quartile	1	1	1	1	1	1	1	—	Quartile
No. of Funds in Category	811	811	811	811	752	715	503	—	No. of Funds in Category

Portfolio Analysis as of March 31, 2026



Top 10 Holdings	% Assets	Top 5 Sectors	% Equity
Wheaton Precious Metals Corp	2.5	Financials	26.6
Manulife Financial Corp	2.5	Materials	15.0
Agnico Eagle Mines Ltd	2.2	Industrials	13.8
Fairfax Financial Hldgs Shs Subord.Vtg	1.9	Energy	13.6
Suncor Energy Inc	1.9	Information Technology	12.9
Cenovus Energy Inc	1.7	Fixed Income Breakdown	Percbond
Bank of Nova Scotia	1.7	Government Bonds	16.8
Shopify Inc Registered Shs -A- Subord Vtg	1.7	Corporate Bonds	64.4
Enbridge Inc	1.7	Other Bonds	0.0
Canadian Natural Resources Ltd	1.6	Mortgage Backed Securities	0.0
Total % of Top 10 Holdings	19.4	ST Investments (Cash & Other)	17.5
Total Number of Stock Holdings	102	Asset Backed Securities	1.4
Total Number of Bond Holdings	409	Geographic Allocations	% Stocks
Total Number of Other Holdings	165	Canada	63.9
Total Number of Holdings	676	United States	27.0
		United Kingdom	4.0
		Germany	1.4
		France	1.1

DFS GIF – Canadian Income and Growth – CI

Disclosure

Notes

Series 6A

Helios2 – 75/75 : S856A

Helios2 – 75/100 i : M856A

Helios2 – 100/100 i : T856A

Helios2 – 75/100 GLWB : G856A

Series 6B

Helios2 – 75/75 : S856B

Helios2 – 75/100 i : M856B

Helios2 – 100/100 i : T856B

Helios2 – 75/100 GLWB : G856B

Series 6C

Helios2 – 75/75 : S856C

Helios2 – 75/100 i : M856C

Helios2 – 100/100 i : T856C

Helios2 – 75/100 GLWB : G856C

Series 6D

Helios2 – 75/75 : S856D

Helios2 – 75/100 i : M856D

Helios2 – 100/100 i : T856D

Series 6E

Helios2 – 75/75 : S856E

Helios2 – 75/100 i : M856E

Helios2 – 100/100 i : T856E

Series 7A

Helios2 – 75/75 : S857A

Helios2 – 75/100 i : M857A

Helios2 – 100/100 i : T857A

Helios2 – 75/100 GLWB : G857A

Series 8A

Helios2 – 75/75 : S858A

Helios2 – 75/100 i : M858A

Helios2 – 100/100 i : T858A

Helios2 – 75/100 GLWB : G858A

Series 8B

Helios2 – 75/75 : S858B

Helios2 – 75/100 i : M858B

Helios2 – 100/100 i : T858B

Helios2 – 75/100 GLWB : G858B

Series 8C

Helios2 – 75/75 : S858C

Helios2 – 75/100 i : M858C

Helios2 – 100/100 i : T858C

Helios2 – 75/100 GLWB : G858C

Series 8D

Helios2 – 75/75 : S858D

Helios2 – 75/100 i : M858D

Helios2 – 100/100 i : T858D

Series 8E

Helios2 – 75/75 : S858E

Helios2 – 75/100 i : M858E

Helios2 – 100/100 i : T858E

Disclosure

Any amount that is allocated to a GIF is invested at the risk of the contractholder and may increase or decrease in value. This document is not a comprehensive description of the DFS GIF – Income and Growth – CI. Please refer to the most recent Contract and Information Folder for the Desjardins Financial Security Guaranteed Investment Funds Plan - Helios2 for more information such as (without limitation) contract features, guarantees, Series

8 eligibility and fee options. Helios2 is a trademark owned by Desjardins Financial Security Life Assurance Company. DFS Guaranteed Investment Funds is a registered trademark owned by Desjardins Financial Security Life Assurance Company. DFS Guaranteed Investment Funds are established by Desjardins Financial Security Life Assurance Company. DFS stands for Desjardins Financial Security.