

DFS GIF – Global Dividend – Desjardins

Fund Category
Global Dividend & Income Equity

Morningstar Return
Average

Morningstar Risk
Average

Morningstar Rating™
★★★

Investment Objective

The objective of this Fund is to provide dividend income and long term capital appreciation through the investment in equity and equity related securities of companies around the world, including, when deemed appropriate, emerging markets.

Volatility Analysis



Best 1 Year Return

29.3%
12-31-2012 to 12-31-2013

Worst 1 Year Return

-14.8%
03-31-2019 to 03-31-2020

Fund Details

Inception Date	September 2012
Series 5 Min. Investment \$	500
Subsequent Investment \$	50
Total Assets \$Mil	N/A
Series 5 NAV \$	14.99
Series 5 MER %	2.75

Additional Fees

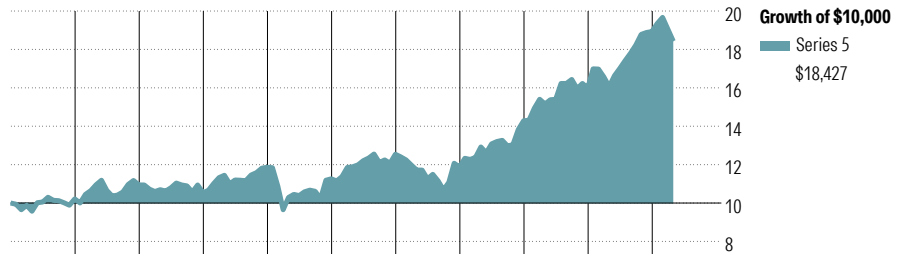
Name	Fee
75/100i	0.55
100/100r	0.65
GMWB	-
GLWB GLWB2	-

Management Company	Desjardins Funds
Web Site	desjardinslifeinsurance.com

Risk and Return Statistics

	3 Yr
Alpha	-0.96
Beta	0.82
R-Squared	71.13
Standard Deviation	9.56
Upside Capture	78.26
Downside Capture	74.36
Information Ratio	-0.69

Performance Analysis as of March 31, 2026

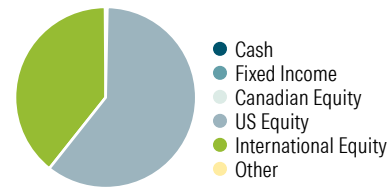


2016	2017	2018	2019	2020	2021	2022	2023	2024	2025	YTD	Calendar Year
2.1	7.1	-3.7	12.6	-5.1	11.4	-5.3	20.3	12.0	18.4	-2.7	as at March 31, 2026
											Series 5

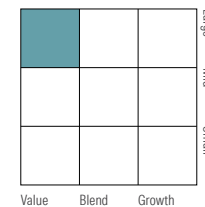
1 Mth	3 Mth	6 Mth	1 Yr	3 Yr	5 Yr	10 Yr	Since Incep.	Trailing Return %
-6.3	-2.7	1.1	11.2	14.2	9.2	6.4	8.5	Series 5
4	4	4	3	2	2	3	—	Quartile
90	90	90	90	87	87	53	—	No. of Funds in Category

Portfolio Analysis as of March 31, 2026

Asset Mix



Equity Style



Market Cap

Market Cap	%
Giant	30.0
Large	44.4
Medium	24.5
Small	1.0
Micro	0.0

Top 10 Holdings

Top 10 Holdings	% Assets
Samsung Electronics Co, Particip Pref	4.6
Alphabet Inc Class A	3.9
Texas Instruments Inc	3.8
Charles Schwab Corp	3.4
Lloyds Banking Group PLC	3.2
Amazon.com Inc	3.2
Microsoft Corp	3.0
Thermo Fisher Scientific Inc	2.9
Meta Platforms Inc Class A	2.9
Merck & Co Inc	2.8
Total % of Top 10 Holdings	33.8
Total Number of Stock Holdings	48
Total Number of Bond Holdings	0
Total Number of Other Holdings	5
Total Number of Holdings	53

Global Equity Sectors

Global Equity Sectors	% Equity
Information Technology	21.1
Financials	16.5
Health Care	13.4
Consumer Staples	12.4
Industrials	11.7
Communication Services	7.9
Consumer Discretionary	5.4
Materials	4.4
Real Estate	3.8
Energy	2.2
Utilities	1.3
Unclassified	0.0

Geographic Allocations

Geographic Allocations	% Stocks
United States	60.6
France	8.5
United Kingdom	6.4
Japan	6.0
South Korea	4.9

DFS GIF – Global Dividend – Desjardins

Disclosure

Notes	Disclosure	
Series 5A 75/75: S879 75/100i: M879 100/100r: L879	Any amount that is allocated to a GIF is invested at the risk of the contractholder and may increase or decrease in value. This document is not a comprehensive description of the DFS GIF – Global Dividend – Desjardins. Please refer to the most recent Contract and Information Folder for the Desjardins Financial Security Guaranteed	Investment Funds Plan - Helios for more information such as (without limitation) contract features, guarantees and fee options. Helios is a registered trademark owned by Desjardins Financial Security Life Assurance Company. DFS Guaranteed Investment Funds are established by Desjardins Financial Security Life Assurance Company.
Series 5B 75/75: S870 75/100i: M870 100/100r: L870		
Series 5C 75/75: S875 75/100i: M875 100/100r: L875		