

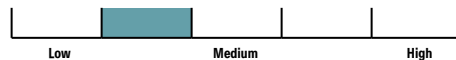
DFS GIF – Maximum Growth - Desjardins Sustainable

Fund Category Global Equity Balanced	Morningstar Return Low	Morningstar Risk High	Morningstar Rating™ ★
--	----------------------------------	---------------------------------	---------------------------------

Investment Objective

To achieve long-term capital appreciation. The Fund invests primarily in Canadian, and to a lesser extent, foreign equity and fixed-income bonds and/or in units of mutual funds which themselves invest primarily in Canadian or foreign equity and fixed-income bonds. The Fund follows a responsible approach to investing.

Volatility Analysis



Best 1 Year Return 31.0% 03-31-2020 to 03-31-2021	Worst 1 Year Return -17.2% 09-30-2021 to 09-30-2022
--	--

Fund Details

Inception Date	April 2018
Series 6 Min. Investment \$	1000
Series 7 Min. Investment \$	250000
Series 8 Min. Investment \$	1000
Subsequent Investment \$	500
Total Assets \$Mil	10.0
Series 6 NAV \$	7.52
Series 6 MER %	2.62
Series 7 NAV \$	7.81
Series 7 MER %	2.13
Series 8 NAV \$	7.70
Series 8 MER %	2.27

Additional Fees

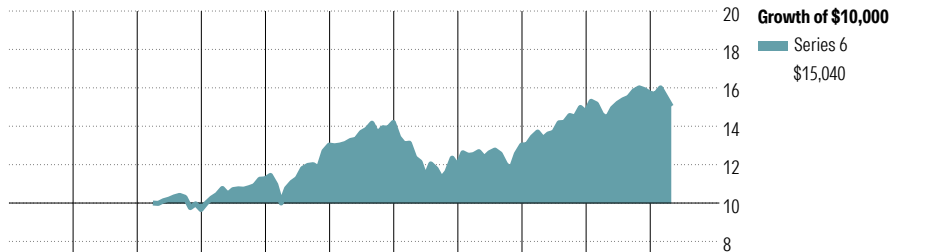
Name	Fee
Helios2 – 75/100 i	0.55
Helios2 – 75/100 GLWB	-
Helios2 – 100/100 i	1.35

Management Company	Desjardins Funds
Web Site	desjardinslifeinsurance.com

Risk and Return Statistics

	3 Yr
Alpha	-8.69
Beta	1.14
R-Squared	94.46
Standard Deviation	9.12
Upside Capture	79.57
Downside Capture	157.68
Information Ratio	-3.42

Performance Analysis as of March 31, 2026

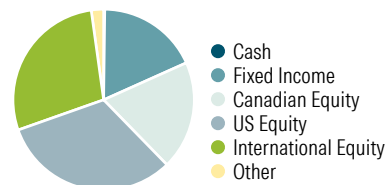


Year	2016	2017	2018	2019	2020	2021	2022	2023	2024	2025	YTD	Calendar Year as at March 31, 2026
Series 6	-	-	-	16.6	15.6	9.1	-15.9	9.0	13.2	6.6	-4.3	Series 6
Series 7	-	-	-	16.9	16.4	9.5	-15.6	9.7	13.8	7.2	-4.3	Series 7
Series 8	-	-	-	16.7	16.3	9.3	-15.6	9.4	13.4	7.0	-4.3	Series 8

Period	1 Mth	3 Mth	6 Mth	1 Yr	3 Yr	5 Yr	10 Yr	Since Incep.	Trailing Return %
Series 6	-6.0	-4.3	-5.1	3.0	6.3	2.8	-	5.3	Series 6
Series 7	-6.0	-4.3	-4.9	3.3	6.8	3.3	-	5.8	Series 7
Series 8	-6.1	-4.3	-4.9	3.2	6.6	3.1	-	5.6	Series 8
Quartile	4	4	4	4	4	4	-	-	Quartile
No. of Funds in Category	837	837	837	822	789	771	593	-	No. of Funds in Category

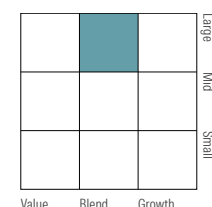
Portfolio Analysis as of March 31, 2026

Asset Mix

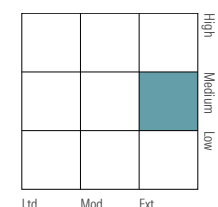


% Assets

Equity Style



Fixed Income Style



Top 10 Holdings

Holder	% Assets
Desjardins Sustainable Canadian Equity Plus Fund,	2.1
NVIDIA Corp	2.1
Microsoft Corp	2.1
Royal Bank of Canada	1.4
Mastercard Inc Class A	1.2
Agnico Eagle Mines Ltd	1.1
London Stock Exchange Group PLC	1.1
Apple Inc	1.1
The Toronto-Dominion Bank	1.1
Alphabet Inc Class A	1.1
Total % of Top 10 Holdings	14.3
Total Number of Stock Holdings	342
Total Number of Bond Holdings	1594
Total Number of Other Holdings	567
Total Number of Holdings	2503

Top 5 Sectors

Sector	% Equity
Information Technology	21.4
Financials	20.2
Industrials	16.2
Health Care	10.3
Consumer Staples	7.8

Fixed Income Breakdown

Category	% Fixed Income
Government Bonds	56.4
Corporate Bonds	40.4
Other Bonds	0.0
Mortgage Backed Securities	6.9
ST Investments (Cash & Other)	-5.1
Asset Backed Securities	0.0

Geographic Allocations

Region	% Stocks
United States	40.1
Canada	24.4
United Kingdom	6.8
France	5.3
Taiwan	3.4

DFS GIF – Maximum Growth - Desjardins Sustainable

Disclosure

Notes

Series 6A
Helios2 – 75/75 : S016A
Helios2 – 75/100 i : M016A
Helios2 – 100/100 i : T016A
Series 6B
Helios2 – 75/75 : S016B
Helios2 – 75/100 i : M016B
Helios2 – 100/100 i : T016B
Series 6C
Helios2 – 75/75 : S016C
Helios2 – 75/100 i : M016C
Helios2 – 100/100 i : T016C
Series 6D
Helios2 – 75/75 : S016D
Helios2 – 75/100 i : M016D
Helios2 – 100/100 i : T016D
Series 6E
Helios2 – 75/75 : S016E
Helios2 – 75/100 i : M016E
Helios2 – 100/100 i : T016E

Series 7A
Helios2 – 75/75 : S017A
Helios2 – 75/100 i : M017A
Helios2 – 100/100 i : T017A

Series 8A
Helios2 – 75/75 : S018A
Helios2 – 75/100 i : M018A
Helios2 – 100/100 i : T018A
Series 8B
Helios2 – 75/75 : S018B
Helios2 – 75/100 i : M018B
Helios2 – 100/100 i : T018B
Series 8C
Helios2 – 75/75 : S018C
Helios2 – 75/100 i : M018C
Helios2 – 100/100 i : T018C
Series 8D
Helios2 – 75/75 : S018D
Helios2 – 75/100 i : M018D
Helios2 – 100/100 i : T018D
Series 8E
Helios2 – 75/75 : S018E
Helios2 – 75/100 i : M018E
Helios2 – 100/100 i : T018E

Disclosure

Any amount that is allocated to a GIF is invested at the risk of the contractholder and may increase or decrease in value. This document is not a comprehensive description of the DFS GIF – Maximum Growth – Desjardins Sustainable. Please refer to the most recent Contract and Information Folder for the Desjardins Financial Security Guaranteed Investment Funds Plan - Helios2 for more information such as (without limitation) contract

features, guarantees, Series 8 eligibility and fee options. Helios2 is a trademark owned by Desjardins Financial Security Life Assurance Company. DFS Guaranteed Investment Funds is a registered trademark owned by Desjardins Financial Security Life Assurance Company. DFS Guaranteed Investment Funds are established by Desjardins Financial Security Life Assurance Company. DFS stands for Desjardins Financial Security.