

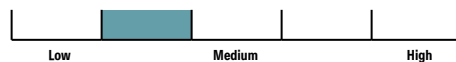
# DFS GIF – Maximum Growth – Desjardins Sustainable

<b>Fund Category</b> Global Equity Balanced	<b>Morningstar Return</b> Low	<b>Morningstar Risk</b> High	<b>Morningstar Rating™</b> ★
--	----------------------------------	---------------------------------	---------------------------------

## Investment Objective

To achieve long-term capital appreciation. The Fund invests primarily in Canadian, and to a lesser extent, foreign equity and fixed-income bonds and/or in units of mutual funds which themselves invest primarily in Canadian or foreign equity and fixed-income bonds. The Fund follows a responsible approach to investing.

## Volatility Analysis

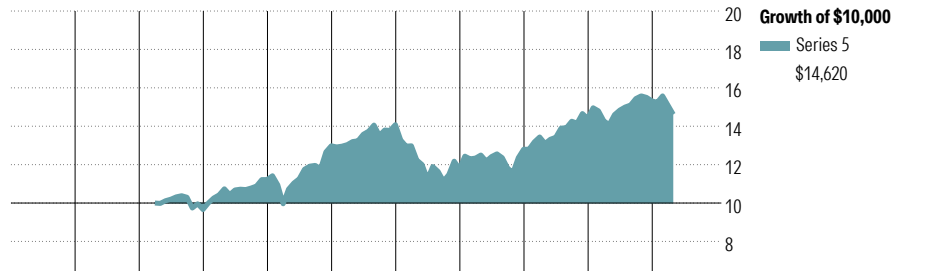


<b>Best 1 Year Return</b> 30.9% 03-31-2020 to 03-31-2021	<b>Worst 1 Year Return</b> -17.6% 09-30-2021 to 09-30-2022
--	--

## Fund Details

Inception Date	April 2018
Series 5 Min. Investment \$	1000
Subsequent Investment \$	500
Total Assets \$Mil	N/A
Series 5 NAV \$	7.31
Series 5 MER %	2.99

## Performance Analysis as of March 31, 2026

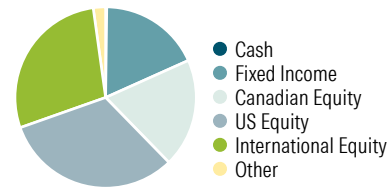


2016	2017	2018	2019	2020	2021	2022	2023	2024	2025	YTD	Calendar Year as at March 31, 2026
-	-	-	16.1	15.7	8.5	-16.3	8.7	12.5	6.4	-4.6	Series 5

1 Mth	3 Mth	6 Mth	1 Yr	3 Yr	5 Yr	10 Yr	Since Incep.	Trailing Return %
-6.2	-4.6	-5.3	2.4	5.8	2.3	—	4.9	Series 5
4	4	4	4	4	4	—	—	Quartile
837	837	837	822	789	771	593	—	No. of Funds in Category

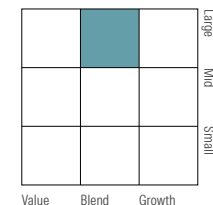
## Portfolio Analysis as of March 31, 2026

### Asset Mix

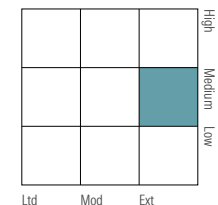


### % Assets

### Equity Style



### Fixed Income Style



## Additional Fees

Name	Fee
75/100i	0.50
100/100r	0.55
GMWB	-
GLWB GLWB2	- -

Management Company	Desjardins Funds
Web Site	desjardinslifeinsurance.com

## Risk and Return Statistics

3 Yr	
Alpha	-9.20
Beta	1.14
R-Squared	94.61
Standard Deviation	9.16
Upside Capture	78.15
Downside Capture	160.81
Information Ratio	-3.63

## Top 10 Holdings

Top 10 Holdings	% Assets
Desjardins Sustainable Canadian Equity Plus Fund,	2.1
NVIDIA Corp	2.1
Microsoft Corp	2.1
Royal Bank of Canada	1.4
Mastercard Inc Class A	1.2
Agnico Eagle Mines Ltd	1.1
London Stock Exchange Group PLC	1.1
Apple Inc	1.1
The Toronto-Dominion Bank	1.1
Alphabet Inc Class A	1.1
Total % of Top 10 Holdings	14.3
Total Number of Stock Holdings	342
Total Number of Bond Holdings	1594
Total Number of Other Holdings	567
<b>Total Number of Holdings</b>	<b>2503</b>

## Top 5 Sectors

Top 5 Sectors	% Equity
Information Technology	21.4
Financials	20.2
Industrials	16.2
Health Care	10.3
Consumer Staples	7.8

## Fixed Income Breakdown

Fixed Income Breakdown	% Fixed Income
Government Bonds	56.4
Corporate Bonds	40.4
Other Bonds	0.0
Mortgage Backed Securities	6.9
ST Investments (Cash & Other)	-5.1
Asset Backed Securities	0.0

## Geographic Allocations

Geographic Allocations	% Stocks
United States	40.1
Canada	24.4
United Kingdom	6.8
France	5.3
Taiwan	3.4

# DFS GIF – Maximum Growth – Desjardins Sustainable

## Disclosure

Notes	Disclosure	
Series 5A 75/75: S019 75/100i: M019 100/100r: L019	Any amount that is allocated to a GIF is invested at the risk of the contractholder and may increase or decrease in value. This document is not a comprehensive description of the DFS GIF – Maximum Growth – Desjardins Sustainable. Please refer to the most recent Contract and Information Folder for the Desjardins Financial Security Guaranteed Investment Funds Plan - Helios for	more information such as (without limitation) contract features, guarantees and fee options. Helios is a registered trademark owned by Desjardins Financial Security Life Assurance Company. DFS Guaranteed Investment Funds are established by Desjardins Financial Security Life Assurance Company.
Series 5B 75/75: S010 75/100i: M010 100/100r: L010		
Series 5C 75/75: S015 75/100i: M015 100/100r: L015		