

DFS GIF – Global Equity Growth – Desjardins

Fund Category
Global Equity

Morningstar Return
Below Average

Morningstar Risk
High

Morningstar Rating™
★★

Investment Objective

To provide long-term capital appreciation by investing primarily in equity and equity-related securities of companies located anywhere in the world, including emerging markets.

Volatility Analysis



Best 1 Year Return
30.9%
10-31-2023 to 10-31-2024

Worst 1 Year Return
1.7%
04-30-2024 to 04-30-2025

Fund Details

Inception Date	November 2022
Series 5 Min. Investment \$	1000
Subsequent Investment \$	500
Total Assets \$Mil	N/A
Series 5 NAV \$	6.70
Series 5 MER %	3.22

Additional Fees

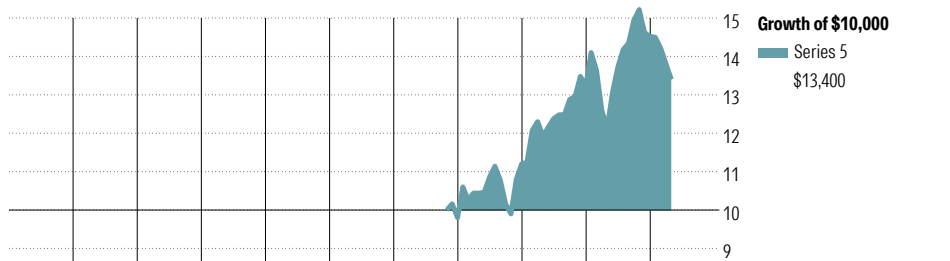
Name	Fee
75/100i	0.55
100/100r	0.75
GMWB	-
GLWB GLWB2	-

Management Company	Desjardins Funds
Web Site	desjardinslifeinsurance.com

Risk and Return Statistics

	3 Yr
Alpha	-11.82
Beta	1.30
R-Squared	85.55
Standard Deviation	13.77
Upside Capture	91.15
Downside Capture	180.26
Information Ratio	-1.54

Performance Analysis as of March 31, 2026

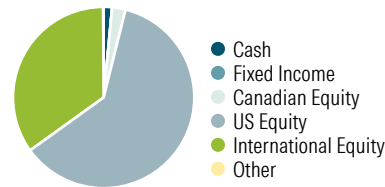


2016	2017	2018	2019	2020	2021	2022	2023	2024	2025	YTD	Calendar Year
-	-	-	-	-	-	-	14.3	18.0	9.8	-7.7	Series 5

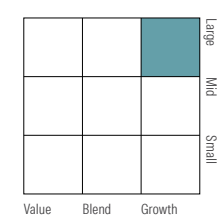
1 Mth	3 Mth	6 Mth	1 Yr	3 Yr	5 Yr	10 Yr	Since Incep.	Trailing Return %
-5.8	-7.7	-10.3	6.3	8.7	-	-	9.2	Series 5
3	4	4	3	4	-	-	-	Quartile
2190	2172	2128	2054	1781	1494	736	-	No. of Funds in Category

Portfolio Analysis as of March 31, 2026

Asset Mix



Equity Style



Market Cap

Market Cap	%
Giant	46.1
Large	15.5
Medium	29.7
Small	8.4
Micro	0.3

Top 10 Holdings

Company	% Assets
NVIDIA Corp	5.5
Taiwan Semiconductor Manufacturing	5.2
Alphabet Inc Class C	3.4
Amazon.com Inc	3.0
Microsoft Corp	2.9
Meta Platforms Inc Class A	2.7
Tencent Holdings Ltd	2.6
Royalty Pharma PLC Class A	2.4
Service Corp International	2.3
Samsung Electronics Co Ltd	2.2
Total % of Top 10 Holdings	32.2
Total Number of Stock Holdings	84
Total Number of Bond Holdings	0
Total Number of Other Holdings	9
Total Number of Holdings	93

Global Equity Sectors

Sector	% Equity
Information Technology	27.3
Consumer Discretionary	14.3
Financials	12.2
Communication Services	11.5
Industrials	11.2
Health Care	9.5
Materials	5.5
Energy	4.1
Consumer Staples	2.6
Real Estate	1.8
Utilities	0.0
Unclassified	0.0

Geographic Allocations

Geographic	% Stocks
United States	62.2
Taiwan	5.9
Japan	5.7
China	5.4
Brazil	4.0

DFS GIF – Global Equity Growth – Desjardins

Disclosure

Notes

Series 5A

75/75: S199

75/100i: M199

100/100r: L199

Series 5B

75/75: S190

75/100i: M190

100/100r: L190

Series 5C

75/75: S195

75/100i: M195

100/100r: L195

Disclosure

Any amount that is allocated to a GIF is invested at the risk of the contractholder and may increase or decrease in value. This document is not a comprehensive description of the DFS GIF – Global Equity Growth – Desjardins. Please refer to the most recent Contract and Information Folder for the Desjardins Financial Security Guaranteed

Investment Funds Plan - Helios for more information such as (without limitation) contract features, guarantees and fee options. Helios is a registered trademark owned by Desjardins Financial Security Life Assurance Company. DFS Guaranteed Investment Funds are established by Desjardins Financial Security Life Assurance Company.