

# DFS GIF – Canadian Small Cap Equity – NEI

**Fund Category**  
Canadian Small/Mid Cap Equity

**Morningstar Return**  
Average

**Morningstar Risk**  
Above Average

**Morningstar Rating™**  
★★★

## Investment Objective

The fund seeks to achieve capital appreciation over the longer term by primarily investing in the equity of smaller, fast growing Canadian companies with small market capitalization under a billion dollars.

## Volatility Analysis



## Best 1 Year Return

77.6%  
02-28-2025 to 02-28-2026

## Worst 1 Year Return

-47.4%  
10-31-2007 to 10-31-2008

## Fund Details

Inception Date	December 2006
Series 3 Min. Investment \$	500
Series 5 Min. Investment \$	500
Subsequent Investment \$	50
Total Assets \$Mil	8.8
Series 3 NAV \$	11.76
Series 3 MER %	3.85
Series 5 NAV \$	13.12
Series 5 MER %	3.28

## Additional Fees

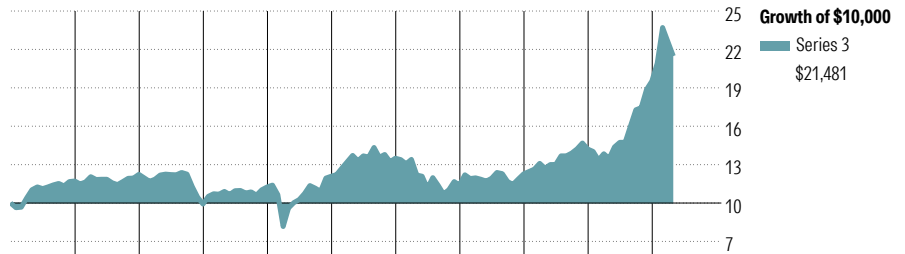
Name	Fee
75/100i	0.60
100/100r	0.90
GMWB	-
GLWB GLWB2	-

Management Company	NEI Investments
Web Site	desjardinslifeinsurance.com

## Risk and Return Statistics

	3 Yr
Alpha	-3.96
Beta	0.90
R-Squared	86.18
Standard Deviation	15.32
Upside Capture	81.20
Downside Capture	94.86
Information Ratio	-1.28

## Performance Analysis as of March 31, 2026

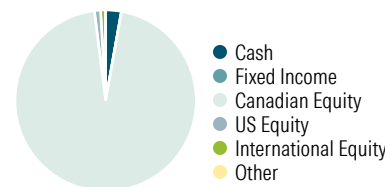


2016	2017	2018	2019	2020	2021	2022	2023	2024	2025	YTD	Calendar Year
17.2	4.4	-19.0	13.4	7.5	11.6	-15.6	7.7	15.8	37.4	10.0	Series 3
17.8	4.9	-18.4	14.1	8.0	12.3	-15.0	8.2	16.5	38.2	10.2	Series 5

1 Mth	3 Mth	6 Mth	1 Yr	3 Yr	5 Yr	10 Yr	Since Incep.	Trailing Return %
-9.4	10.0	24.3	55.1	21.5	10.2	7.5	4.5	Series 3
-9.4	10.2	24.5	56.0	22.2	10.8	8.1	4.2	Series 5
4	1	1	2	2	3	4	—	Quartile
140	140	140	140	125	125	95	—	No. of Funds in Category

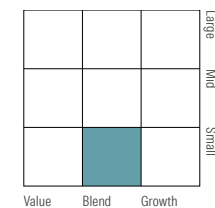
## Portfolio Analysis as of March 31, 2026

### Asset Mix



### % Assets

### Equity Style



### Market Cap

Market Cap	%
Giant	0.0
Large	0.0
Medium	27.0
Small	56.4
Micro	16.6

### Top 10 Holdings

Top 10 Holdings	% Assets
Enerflex Ltd	3.2
CES Energy Solutions Corp	3.1
Torex Gold Resources Inc	2.5
Centerra Gold Inc	2.4
5N Plus Inc	2.4
DPM Metals Inc	2.3
Extencicare Inc	2.3
First Majestic Silver Corp	2.2
OceanaGold Corp	2.2
Discovery Silver Corp	2.2
Total % of Top 10 Holdings	24.8
Total Number of Stock Holdings	90
Total Number of Bond Holdings	0
Total Number of Other Holdings	3
<b>Total Number of Holdings</b>	<b>93</b>

### Global Equity Sectors

Global Equity Sectors	% Equity
Materials	51.8
Energy	16.1
Industrials	13.9
Consumer Discretionary	6.0
Health Care	3.0
Communication Services	2.9
Financials	2.7
Consumer Staples	1.8
Real Estate	1.2
Information Technology	0.5
Utilities	0.0
Unclassified	0.0

### Geographic Allocations

Geographic Allocations	% Stocks
Canada	98.0
United States	1.1
Colombia	0.9

# DFS GIF – Canadian Small Cap Equity – NEI

## Disclosure

### Notes

\*Fund closed to additional Deposits and switches.

Series 5A

75/75: S599

75/100i: M599

100/100r: L599

Series 5B

75/75: S590

75/100i: M590

100/100r: L590

Series 5C

75/75: S595

75/100i: M595

100/100r: L595

### Disclosure

Any amount that is allocated to a GIF is invested at the risk of the contractholder and may increase or decrease in value. This document is not a comprehensive description of the DFS GIF – Specialty Equity – NEI. Please refer to the most recent Contract and Information Folder for the Desjardins Financial Security Guaranteed

Investment Funds Plan - Helios for more information such as (without limitation) contract features, guarantees and fee options. Helios is a registered trademark owned by Desjardins Financial Security Life Assurance Company. DFS Guaranteed Investment Funds are established by Desjardins Financial Security Life Assurance Company.