

DFS GIF – 100% Equity – Desjardins Wise ETF

Fund Category
Global Equity

Morningstar Return
Average

Morningstar Risk
Average

Morningstar Rating™
★★★★

Investment Objective

To provide long-term capital appreciation. Consequently, the Fund invests mainly in exchange-traded funds which themselves invest in equity securities of companies located throughout the world.

Volatility Analysis



Best 1 Year Return
27.3%
10-31-2023 to 10-31-2024

Worst 1 Year Return
-13.6%
09-30-2021 to 09-30-2022

Fund Details

Inception Date	November 2020
Series 5 Min. Investment \$	1000
Subsequent Investment \$	500
Total Assets \$Mil	N/A
Series 5 NAV \$	7.78
Series 5 MER %	2.82

Additional Fees

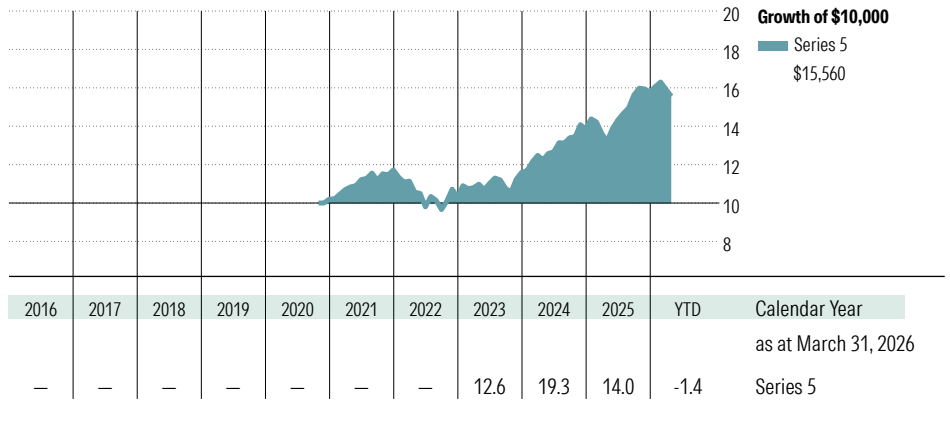
Name	Fee
75/100i	0.55
100/100r	0.55
GMWB	-
GLWB GLWB2	-

Management Company	Desjardins Funds
Web Site	desjardinslifeinsurance.com

Risk and Return Statistics

	3 Yr
Alpha	-3.94
Beta	0.97
R-Squared	94.29
Standard Deviation	9.73
Upside Capture	86.63
Downside Capture	115.31
Information Ratio	-2.12

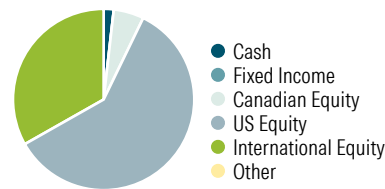
Performance Analysis as of March 31, 2026



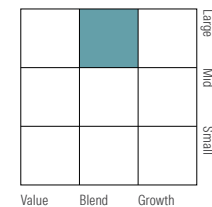
	1 Mth	3 Mth	6 Mth	1 Yr	3 Yr	5 Yr	10 Yr	Since Incep.	Trailing Return %
Series 5	-4.5	-1.4	-0.4	14.2	12.9	7.8	—	8.6	Series 5
Quartile	1	2	2	1	2	2	—	—	Quartile
No. of Funds in Category	781	781	781	781	715	687	512	—	No. of Funds in Category

Portfolio Analysis as of March 31, 2026

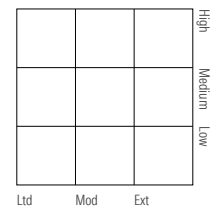
Asset Mix



Equity Style



Fixed Income Style



Top 10 Holdings

Company	% Assets
NVIDIA Corp	4.2
Apple Inc	3.7
Microsoft Corp	2.8
Amazon.com Inc	2.0
Alphabet Inc Class A	1.7
Alphabet Inc Class C	1.5
Broadcom Inc	1.5
Meta Platforms Inc Class A	1.3
Tesla Inc	1.1
JPMorgan Chase & Co	0.8
Total % of Top 10 Holdings	20.5
Total Number of Stock Holdings	3026
Total Number of Bond Holdings	2
Total Number of Other Holdings	38
Total Number of Holdings	3066

Top 5 Sectors

Sector	% Equity
Information Technology	23.4
Financials	17.1
Industrials	12.7
Health Care	9.3
Consumer Discretionary	9.3

Fixed Income Breakdown

Category	% Fixed Income
Government Bonds	0.0
Corporate Bonds	0.0
Other Bonds	0.0
Mortgage Backed Securities	0.0
ST Investments (Cash & Other)	100.0
Asset Backed Securities	0.0

Geographic Allocations

Country	% Stocks
United States	60.7
Japan	7.5
Canada	5.5
United Kingdom	4.3
Switzerland	2.8

DFS GIF – 100% Equity – Desjardins Wise ETF

Disclosure

Notes	Disclosure	
Series 5A 75/75: S129 75/100i: M129 100/100r: L129	Any amount that is allocated to a GIF is invested at the risk of the contractholder and may increase or decrease in value. This document is not a comprehensive description of the DFS GIF – 100% Equity – Desjardins Wise ETF. Please refer to the most recent Contract and Information Folder for the Desjardins Financial Security Guaranteed	Investment Funds Plan - Helios for more information such as (without limitation) contract features, guarantees and fee options. Helios is a registered trademark owned by Desjardins Financial Security Life Assurance Company. DFS Guaranteed Investment Funds are established by Desjardins Financial Security Life Assurance Company.
Series 5B 75/75: S120 75/100i: M120 100/100r: L120		
Series 5C 75/75: S125 75/100i: M125 100/100r: L125		