

GUARANTEED INVESTMENT FUNDS

Fund Facts

HELIOS2 CONTRACT – SERIES 7

Financial information as of **December 31, 2023** (unless otherwise indicated)

The following pages include the description of each fund offered under the Helios2 Contract, for contract Owners who chose Series 7. The individual Fund Facts give you an idea of what each fund invests in, how it has performed and what fees or charges may apply.

We show performance data for our funds, which include tables, charts and graphs. The tables show selected key financial information about each fund and are intended to help you understand each fund's financial performance since inception.

The individual Fund Facts are not complete without the following "What if I change my mind" and "For more information" sections below.

What if I change my mind?

You can change your mind and cancel any additional deposit you make under the contract within the earlier of two business days of the date you received confirmation or five business days after it is sent to you. In this case, the right to cancel only applies to the new deposit.

You have to tell your insurer in writing, by email, fax, or letter, that you want to cancel this new deposit. The amount returned will be the lesser of your deposit or its value, if it has gone down. The amount returned only applies to the specific deposit and will include a refund of any sales charges or other fees you paid.

For more information

This summary may not contain all the information you need. Please read your Helios2 Contract and Information Folder. You may contact us at:

Desjardins Financial Security

Mailing Address:

1150, rue de Claire-Fontaine
Quebec, QC G1R 5G4

Website: desjardinslifeinsurance.com

Email address: gifclientservice@dfs.ca

Telephone: 1-877-647-5435

Fax number: 1-888-926-2987

Desjardins Insurance refers to Desjardins Financial Security Life Assurance Company.

Table of Contents

DFS GIF – Conservative	3	DFS GIF – Canadian Balanced – Fidelity	72
DFS GIF – Moderate	6	DFS GIF – U.S. Monthly Income – Fidelity	75
DFS GIF – Balanced	9	DFS GIF – Global Balanced – Desjardins Sustainable (formerly DFS GIF – Global Balanced – Desjardins SocieTerra)	78
DFS GIF – Growth	12	DFS GIF – Global Balanced – Jarislowsky Fraser ...	81
DFS GIF – Maximum Growth	15	DFS GIF – Canadian Balanced – Fiera Capital	84
DFS GIF – 100% Equity	18	DFS GIF – Balanced Growth – Franklin Quotential	87
DFS GIF – Conservative – Desjardins Sustainable (formerly DFS GIF – Conservative – Desjardins SocieTerra)	21	DFS GIF – Canadian Asset Allocation – CI	90
DFS GIF – Moderate – Desjardins Sustainable (formerly DFS GIF – Moderate – Desjardins SocieTerra)	24	DFS GIF – Canadian Balanced – CI	93
DFS GIF – Balanced – Desjardins Sustainable (formerly DFS GIF – Balanced – Desjardins SocieTerra)	27	DFS GIF – Canadian Income and Growth – CI ...	96
DFS GIF – Growth – Desjardins Sustainable (formerly DFS GIF – Growth – Desjardins SocieTerra)	30	DFS GIF – Global Balanced Growth – Desjardins ..	99
DFS GIF – Maximum Growth – Desjardins Sustainable (formerly DFS GIF – Maximum Growth – Desjardins SocieTerra)	33	DFS GIF – Growth and Income – NEI	102
DFS GIF – 100% Equity – Desjardins Sustainable (formerly DFS GIF – 100% Equity – Desjardins SocieTerra)	36	DFS GIF – Growth RS – NEI Select	105
DFS GIF – Conservative – Desjardins Wise ETF ...	39	DFS GIF – Growth – Franklin Quotential	108
DFS GIF – Moderate – Desjardins Wise ETF (formerly DFS GIF – Balanced – Desjardins Wise ETF)	42	DFS GIF – Dividend Balanced – Desjardins (formerly DFS GIF – Dividend Income – Desjardins)	111
DFS GIF – Balanced – Desjardins Wise ETF	45	DFS GIF – Canadian Dividend – NEI	114
DFS GIF – Growth – Desjardins Wise ETF	48	DFS GIF – Canadian Equity – Desjardins	117
DFS GIF – Aggressive – Desjardins Wise ETF (formerly DFS GIF – Maximum Growth – Desjardins Wise ETF)	51	DFS GIF – Canadian Equity – Jarislowsky Fraser .	120
DFS GIF – 100% Equity – Desjardins Wise ETF ...	54	DFS GIF – Canadian Equity – Fidelity True North®	123
DFS GIF – Money Market	57	DFS GIF – Canadian Equity – Franklin ClearBridge (formerly DFS GIF – Canadian Equity – Franklin Bissett) ...	126
DFS GIF – Canadian Bond	60	DFS GIF – Canadian Small Cap Equity – NEI ...	129
DFS GIF – Global Tactical Bond – Desjardins	63	DFS GIF – Canadian Small Cap – Franklin ClearBridge (formerly DFS GIF – Small Cap – Franklin Bissett)	132
DFS GIF – Diversified Income – Franklin Quotential	66	DFS GIF – American Equity – MFS	135
DFS GIF – Balanced Income – Franklin Quotential	69	DFS GIF – American Equity Value – Desjardins ...	138
		DFS GIF – Global Dividend – Desjardins	141
		DFS GIF – Global Equity – Desjardins	144
		DFS GIF – Global Equity – MFS	147
		DFS GIF – Global Equity Growth – Desjardins ...	150
		DFS GIF – International Equity – MFS	153
		DFS GIF – International Equity Growth – Desjardins	156

DFS GIF – CONSERVATIVE

Financial Information as at **December 31, 2023**

Quick Facts

Inception Date:

Fund: February 24, 2014

Series 7: February 24, 2014

Total Value (000's):

Series 7: 709

Net Asset Value per Unit:

Series 7: 6.02

Number of Units Outstanding

(000's):

Series 7: 118

Management Expense Ratio (MER):

Series 7: 1.65%

Portfolio Manager:

Desjardins Global Asset Management Inc.

Portfolio Turnover Rate:

23.46%

Minimum Deposit:

Variable

What does this fund invest in?

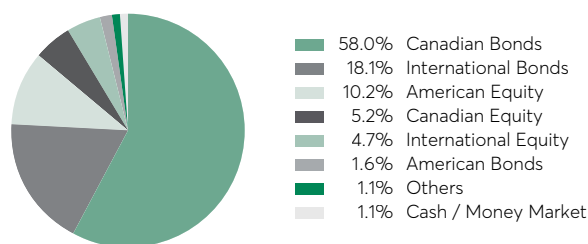
This fund invests in bond (80%) and equity (20%)

Underlying Funds.

Top ten investments	
DGIA Canadian Bond Fund	48.2%
Desjardins Global Managed Bond Fund	19.6%
Desjardins Enhanced Bond Fund	12.1%
BlackRock CDN US Equity Index Fund	7.6%
Desjardins Canadian Equity Fund	2.7%
Beutel Goodman Fundamental Canadian Equity Fund	2.7%
Desjardins Global Dividend Fund	2.7%
Desjardins Overseas Equity Fund	1.5%
Desjardins Overseas Equity Growth Fund	1.5%
Desjardins Global Small Cap Equity Fund	0.9%
TOTAL	99.5%

TOTAL INVESTMENTS: 11

Investment Allocation as at December 31, 2023



How has the fund performed?

This section tells you how the fund has performed for a contract Owner who chose Helios2 – 75/75. Returns are after the MER has been deducted.

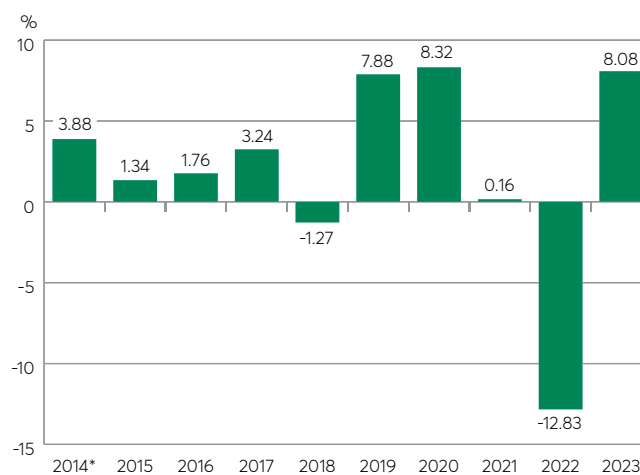
It's important to note that this doesn't tell you how the fund will perform in the future. Also, your actual return will depend on the guarantee you choose and on your personal tax situation.

Average return

A contract Owner who deposited \$1,000 in the fund and chose Helios2 – 75/75 on February 24, 2014 and Series 7 now has \$1,204. This works out to an average of 1.9% a year.

Year-by-year returns

This chart shows how the fund has performed in each of the past 10 years for a contract Owner who chose Helios2 – 75/75 and Series 7. Since February 24, 2014, the fund went up in value 8 years and down in value 2 years of the 10.



* Return is for a partial year from date first offered for sale for Series 7.

DFS GIF – CONSERVATIVE

How risky is it?

The value of your deposit can go down.

Low	Low to moderate	Moderate	Moderate to high	High
-----	-----------------	----------	------------------	------

Are there any guarantees?

This fund is being offered under an insurance contract. It comes with guarantees that may protect a contract Owner's deposit if markets go down. The MER includes the insurance cost for Helios2 – 75/75. For details, please refer to the Contract and Information Folder.

Who is this fund for?

This fund may be right for a person seeking security of capital.

How much does it cost?

The following tables show the fees and expenses you could pay to buy, own and withdraw Units of the fund. The ongoing fees and expenses are different for each guarantee.

Sales Charges and Withdrawal Fees

Fee Option	What you pay	How it works
No Load	You don't have to pay anything.	• There are no sales charges or withdrawal fees.
Fee Option A		• Your advisor and the distributor they do business with receive no sales commission.

Ongoing Fund Fees

The MER includes the management fees, operating expenses and taxes of the fund as well as the insurance cost for Helios2 – 75/75. You don't pay these expenses directly. The additional guarantee fees apply if you have chosen Helios2 – 75/100 i, Helios2 – 100/100 i or Helios2 – 75/100 GLWB, and are paid out of the contract each month. They affect you because they reduce the return you get on your deposit. For more details about how the guarantees work, see the guarantees section in the Contract and Information Folder.

Guarantee	MER (annual rate as a % of the fund's value)	Additional guarantee fees
Helios2 – 75/75	1.65%	None if you choose only Helios2 – 75/75.
Helios2 – 75/100 i	If you choose Helios2 – 75/100 i, Helios2 – 100/100 i or Helios2 – 75/100 GLWB, you will have to pay both the MER and the additional guarantee fees.	0.30%
Helios2 – 100/100 i		0.65%
Helios2 – 75/100 GLWB*		0.95%

* The guarantee Helios2 – 75/100 GLWB is only available for switches of Units of contract Owners who already have this guarantee for their contract.

DFS GIF – CONSERVATIVE

Trailing Commission

Desjardins Financial Security pays your advisor and the distributor they do business with a trailing commission for as long as you own Units of the fund. It is for the services and advice they provide to you. The trailing commission is paid out of the management fees. Its amount depends on the market value of your Units:

- No Load (Fee Option A) – 0.90% of the market value of the Units attributed to this fee option each year.

Short Term Trading Fees

Short-term or frequent trading represents an expense for all Owners. Consequently, for short-term or frequent trading, we may charge a fee of 2% of the transaction amount, in addition to any applicable charges.

The Company also reserves the right to refuse to process this request.

Whether trading is short-term or frequent will be determined at our sole discretion according to our administrative rules in effect, including but this is not limited to switches or withdrawals of Units.

What if I change my mind?

You can change your mind about your deposit but you may have as little as two days to do so. Please see the [cover](#) of this document for details. This page also contains details on how to get more information. This Fund Facts is not complete without that page.

DFS GIF – MODERATE

Financial Information as at December 31, 2023

Quick Facts

Inception Date:

Fund: February 24, 2014

Series 7: February 24, 2014

Total Value (000's):

Series 7: 3,327

Net Asset Value per Unit:

Series 7: 6.75

Number of Units Outstanding (000's):

Series 7: 493

Management Expense Ratio (MER):

Series 7: 1.77%

Portfolio Manager:

Desjardins Global Asset Management Inc.

Portfolio Turnover Rate:

15.05%

Minimum Deposit:

Variable

What does this fund invest in?

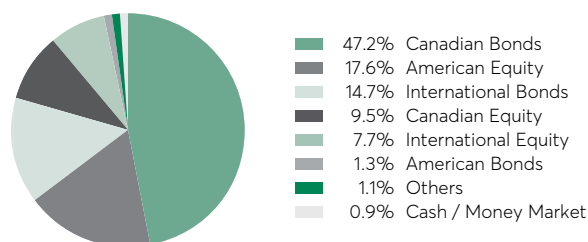
This fund invests in bond (65%) and equity (35%)

Underlying Funds.

Top ten investments	
DGIA Canadian Bond Fund	39.3%
Desjardins Global Managed Bond Fund	15.9%
BlackRock CDN US Equity Index Fund	13.6%
Desjardins Enhanced Bond Fund	9.8%
Desjardins Canadian Equity Fund	5.0%
Beutel Goodman Fundamental Canadian Equity Fund	4.9%
Desjardins Global Dividend Fund	4.8%
Desjardins Overseas Equity Fund	2.7%
Desjardins Overseas Equity Growth Fund	2.7%
Desjardins Global Small Cap Equity Fund	0.9%
TOTAL	99.6%

TOTAL INVESTMENTS: 11

Investment Allocation as at December 31, 2023



How has the fund performed?

This section tells you how the fund has performed for a contract Owner who chose Helios2 – 75/75. Returns are after the MER has been deducted.

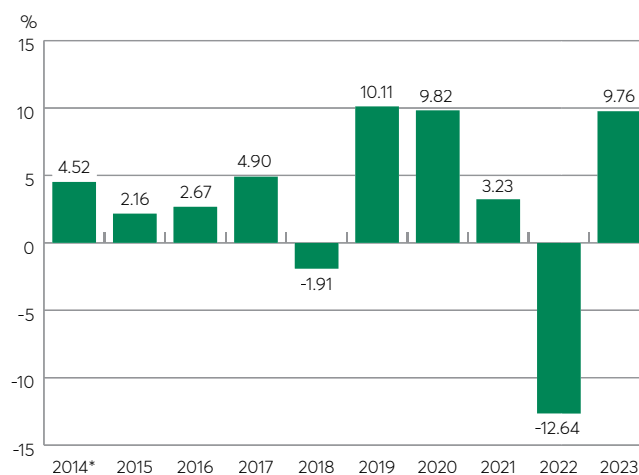
It's important to note that this doesn't tell you how the fund will perform in the future. Also, your actual return will depend on the guarantee you choose and on your personal tax situation.

Average return

A contract Owner who deposited \$1,000 in the fund and chose Helios2 – 75/75 on February 24, 2014 and Series 7 now has \$1,350. This works out to an average of 3.1% a year.

Year-by-year returns

This chart shows how the fund has performed in each of the past 10 years for a contract Owner who chose Helios2 – 75/75 and Series 7. Since February 24, 2014, the fund went up in value 8 years and down in value 2 years of the 10.



* Return is for a partial year from date first offered for sale for Series 7.

DFS GIF – MODERATE

How risky is it?

The value of your deposit can go down.

Low	Low to moderate	Moderate	Moderate to high	High
-----	------------------------	----------	------------------	------

Are there any guarantees?

This fund is being offered under an insurance contract. It comes with guarantees that may protect a contract Owner's deposit if markets go down. The MER includes the insurance cost for Helios2 – 75/75. For details, please refer to the Contract and Information Folder.

Who is this fund for?

This fund may be right for a person seeking a conservative capital growth and interest income.

How much does it cost?

The following tables show the fees and expenses you could pay to buy, own and withdraw Units of the fund. The ongoing fees and expenses are different for each guarantee.

Sales Charges and Withdrawal Fees

Fee Option	What you pay	How it works
No Load	You don't have to pay anything.	• There are no sales charges or withdrawal fees.
Fee Option A		• Your advisor and the distributor they do business with receive no sales commission.

Ongoing Fund Fees

The MER includes the management fees, operating expenses and taxes of the fund as well as the insurance cost for Helios2 – 75/75. You don't pay these expenses directly. The additional guarantee fees apply if you have chosen Helios2 – 75/100 i, Helios2 – 100/100 i or Helios2 – 75/100 GLWB, and are paid out of the contract each month. They affect you because they reduce the return you get on your deposit. For more details about how the guarantees work, see the guarantees section in the Contract and Information Folder.

Guarantee	MER (annual rate as a % of the fund's value)	Additional guarantee fees
Helios2 – 75/75	1.77%	None if you choose only Helios2 – 75/75.
Helios2 – 75/100 i	If you choose Helios2 – 75/100 i, Helios2 – 100/100 i or Helios2 – 75/100 GLWB, you will have to pay both the MER and the additional guarantee fees.	0.35%
Helios2 – 100/100 i		0.70%
Helios2 – 75/100 GLWB*		1.05%

* The guarantee Helios2 – 75/100 GLWB is only available for switches of Units of contract Owners who already have this guarantee for their contract.

DFS GIF – MODERATE

Trailing Commission

Desjardins Financial Security pays your advisor and the distributor they do business with a trailing commission for as long as you own Units of the fund. It is for the services and advice they provide to you. The trailing commission is paid out of the management fees. Its amount depends on the market value of your Units:

- No Load (Fee Option A) – 0.90% of the market value of the Units attributed to this fee option each year.

Short Term Trading Fees

Short-term or frequent trading represents an expense for all Owners. Consequently, for short-term or frequent trading, we may charge a fee of 2% of the transaction amount, in addition to any applicable charges.

The Company also reserves the right to refuse to process this request.

Whether trading is short-term or frequent will be determined at our sole discretion according to our administrative rules in effect, including but this is not limited to switches or withdrawals of Units.

What if I change my mind?

You can change your mind about your deposit but you may have as little as two days to do so. Please see the [cover](#) of this document for details. This page also contains details on how to get more information. This Fund Facts is not complete without that page.

DFS GIF – BALANCED

Financial Information as at December 31, 2023

Quick Facts

Inception Date:

Fund: February 24, 2014

Series 7: February 24, 2014

Total Value (000's):

Series 7: 11,844

Net Asset Value per Unit:

Series 7: 7.49

Number of Units Outstanding (000's):

Series 7: 1,580

Management Expense Ratio (MER):

Series 7: 1.83%

Portfolio Manager:

Desjardins Global Asset Management Inc.

Portfolio Turnover Rate:

12.30%

Minimum Deposit:

Variable

What does this fund invest in?

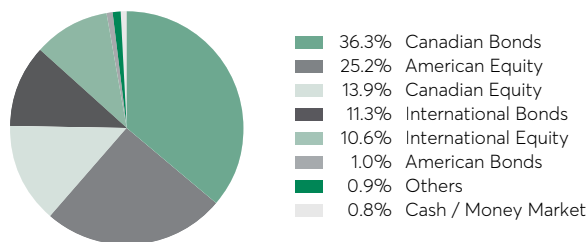
This fund invests in bond (50%) and equity (50%)

Underlying Funds.

Top ten investments	
DGIA Canadian Bond Fund	30.2%
BlackRock CDN US Equity Index Fund	19.7%
Desjardins Global Managed Bond Fund	12.2%
Desjardins Enhanced Bond Fund	7.6%
Desjardins Canadian Equity Fund	7.2%
Beutel Goodman Fundamental Canadian Equity Fund	7.2%
Desjardins Global Dividend Fund	7.0%
Desjardins Overseas Equity Fund	3.9%
Desjardins Overseas Equity Growth Fund	3.9%
Desjardins Global Small Cap Equity Fund	0.9%
TOTAL	99.8%

TOTAL INVESTMENTS: 11

Investment Allocation as at December 31, 2023



How has the fund performed?

This section tells you how the fund has performed for a contract Owner who chose Helios2 – 75/75. Returns are after the MER has been deducted.

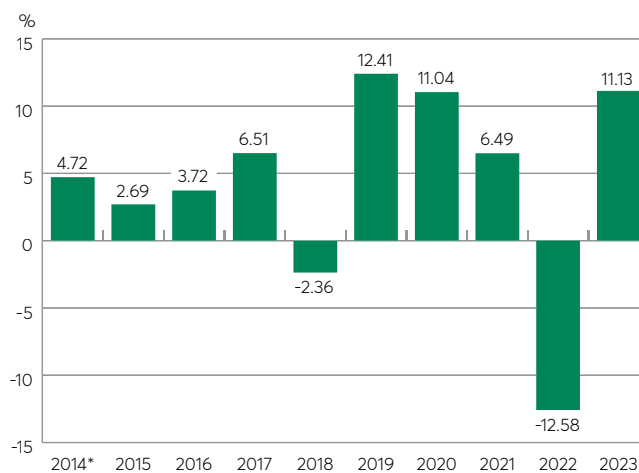
It's important to note that this doesn't tell you how the fund will perform in the future. Also, your actual return will depend on the guarantee you choose and on your personal tax situation.

Average return

A contract Owner who deposited \$1,000 in the fund and chose Helios2 – 75/75 on February 24, 2014 and Series 7 now has \$1,498. This works out to an average of 4.2% a year.

Year-by-year returns

This chart shows how the fund has performed in each of the past 10 years for a contract Owner who chose Helios2 – 75/75 and Series 7. Since February 24, 2014, the fund went up in value 8 years and down in value 2 years of the 10.



* Return is for a partial year from date first offered for sale for Series 7.

DFS GIF – BALANCED

How risky is it?

The value of your deposit can go down.

Low	Low to moderate	Moderate	Moderate to high	High
-----	------------------------	----------	------------------	------

Are there any guarantees?

This fund is being offered under an insurance contract. It comes with guarantees that may protect a contract Owner's deposit if markets go down. The MER includes the insurance cost for Helios2 – 75/75. For details, please refer to the Contract and Information Folder.

Who is this fund for?

This fund may be right for a person seeking a balance of current income and capital appreciation.

How much does it cost?

The following tables show the fees and expenses you could pay to buy, own and withdraw Units of the fund. The ongoing fees and expenses are different for each guarantee.

Sales Charges and Withdrawal Fees

Fee Option	What you pay	How it works
No Load	You don't have to pay anything.	• There are no sales charges or withdrawal fees.
Fee Option A		• Your advisor and the distributor they do business with receive no sales commission.

Ongoing Fund Fees

The MER includes the management fees, operating expenses and taxes of the fund as well as the insurance cost for Helios2 – 75/75. You don't pay these expenses directly. The additional guarantee fees apply if you have chosen Helios2 – 75/100 i, Helios2 – 100/100 i or Helios2 – 75/100 GLWB, and are paid out of the contract each month. They affect you because they reduce the return you get on your deposit. For more details about how the guarantees work, see the guarantees section in the Contract and Information Folder.

Guarantee	MER (annual rate as a % of the fund's value)	Additional guarantee fees
Helios2 – 75/75	1.83%	None if you choose only Helios2 – 75/75.
Helios2 – 75/100 i	If you choose Helios2 – 75/100 i, Helios2 – 100/100 i or Helios2 – 75/100 GLWB, you will have to pay both the MER and the additional guarantee fees.	0.50%
Helios2 – 100/100 i		0.85%
Helios2 – 75/100 GLWB*		1.05%

* The guarantee Helios2 – 75/100 GLWB is only available for switches of Units of contract Owners who already have this guarantee for their contract.

DFS GIF – BALANCED

Trailing Commission

Desjardins Financial Security pays your advisor and the distributor they do business with a trailing commission for as long as you own Units of the fund. It is for the services and advice they provide to you. The trailing commission is paid out of the management fees. Its amount depends on the market value of your Units:

- No Load (Fee Option A) – 0.90% of the market value of the Units attributed to this fee option each year.

Short Term Trading Fees

Short-term or frequent trading represents an expense for all Owners. Consequently, for short-term or frequent trading, we may charge a fee of 2% of the transaction amount, in addition to any applicable charges.

The Company also reserves the right to refuse to process this request.

Whether trading is short-term or frequent will be determined at our sole discretion according to our administrative rules in effect, including but this is not limited to switches or withdrawals of Units.

What if I change my mind?

You can change your mind about your deposit but you may have as little as two days to do so. Please see the [cover](#) of this document for details. This page also contains details on how to get more information. This Fund Facts is not complete without that page.

DFS GIF – GROWTH

Financial Information as at **December 31, 2023**

Quick Facts

Inception Date:

Fund: February 24, 2014

Series 7: February 24, 2014

Total Value (000's):

Series 7: 11,222

Net Asset Value per Unit:

Series 7: 8.41

Number of Units Outstanding (000's):

Series 7: 1,335

Management Expense Ratio (MER):

Series 7: 1.88%

Portfolio Manager:

Desjardins Global Asset Management Inc.

Portfolio Turnover Rate:

12.45%

Minimum Deposit:

Variable

What does this fund invest in?

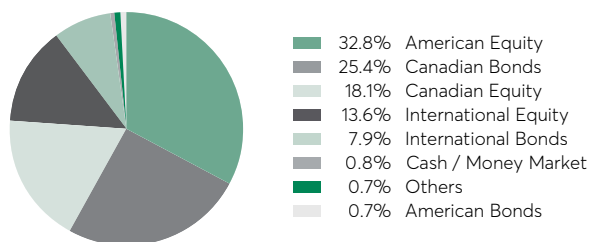
This fund invests in bond (35%) and equity (65%)

Underlying Funds.

Top ten investments	
BlackRock CDN US Equity Index Fund	25.8%
DGIA Canadian Bond Fund	21.1%
Desjardins Canadian Equity Fund	9.4%
Beutel Goodman Fundamental Canadian Equity Fund	9.4%
Desjardins Global Dividend Fund	9.1%
Desjardins Global Managed Bond Fund	8.5%
Desjardins Enhanced Bond Fund	5.3%
Desjardins Overseas Equity Fund	5.1%
Desjardins Overseas Equity Growth Fund	5.1%
Desjardins Global Small Cap Equity Fund	0.9%
TOTAL	99.7%

TOTAL INVESTMENTS: 11

Investment Allocation as at December 31, 2023



How has the fund performed?

This section tells you how the fund has performed for a contract Owner who chose Helios2 – 75/75. Returns are after the MER has been deducted.

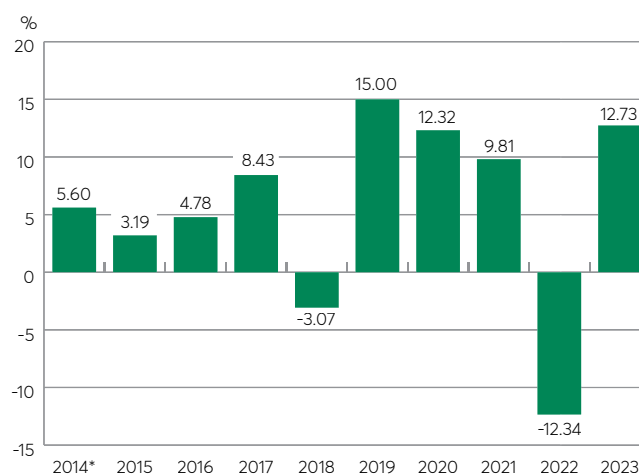
It's important to note that this doesn't tell you how the fund will perform in the future. Also, your actual return will depend on the guarantee you choose and on your personal tax situation.

Average return

A contract Owner who deposited \$1,000 in the fund and chose Helios2 – 75/75 on February 24, 2014 and Series 7 now has \$1,682. This works out to an average of 5.4% a year.

Year-by-year returns

This chart shows how the fund has performed in each of the past 10 years for a contract Owner who chose Helios2 – 75/75 and Series 7. Since February 24, 2014, the fund went up in value 8 years and down in value 2 years of the 10.



* Return is for a partial year from date first offered for sale for Series 7.

DFS GIF – GROWTH

How risky is it?

The value of your deposit can go down.

Low	Low to moderate	Moderate	Moderate to high	High
-----	------------------------	----------	------------------	------

Are there any guarantees?

This fund is being offered under an insurance contract. It comes with guarantees that may protect a contract Owner's deposit if markets go down. The MER includes the insurance cost for Helios2 – 75/75. For details, please refer to the Contract and Information Folder.

Who is this fund for?

This fund may be right for a person seeking long-term capital growth and income.

How much does it cost?

The following tables show the fees and expenses you could pay to buy, own and withdraw Units of the fund. The ongoing fees and expenses are different for each guarantee.

Sales Charges and Withdrawal Fees

Fee Option	What you pay	How it works
No Load	You don't have to pay anything.	• There are no sales charges or withdrawal fees.
Fee Option A		• Your advisor and the distributor they do business with receive no sales commission.

Ongoing Fund Fees

The MER includes the management fees, operating expenses and taxes of the fund as well as the insurance cost for Helios2 – 75/75. You don't pay these expenses directly. The additional guarantee fees apply if you have chosen Helios2 – 75/100 i, Helios2 – 100/100 i or Helios2 – 75/100 GLWB, and are paid out of the contract each month. They affect you because they reduce the return you get on your deposit. For more details about how the guarantees work, see the guarantees section in the Contract and Information Folder.

Guarantee	MER (annual rate as a % of the fund's value)	Additional guarantee fees
Helios2 – 75/75	1.88%	None if you choose only Helios2 – 75/75.
Helios2 – 75/100 i	If you choose Helios2 – 75/100 i, Helios2 – 100/100 i or Helios2 – 75/100 GLWB, you will have to pay both the MER and the additional guarantee fees.	0.50%
Helios2 – 100/100 i		1.05%
Helios2 – 75/100 GLWB*		1.30%

* The guarantee Helios2 – 75/100 GLWB is only available for switches of Units of contract Owners who already have this guarantee for their contract.

DFS GIF – GROWTH

Trailing Commission

Desjardins Financial Security pays your advisor and the distributor they do business with a trailing commission for as long as you own Units of the fund. It is for the services and advice they provide to you. The trailing commission is paid out of the management fees. Its amount depends on the market value of your Units:

- No Load (Fee Option A) – 0.90% of the market value of the Units attributed to this fee option each year.

Short Term Trading Fees

Short-term or frequent trading represents an expense for all Owners. Consequently, for short-term or frequent trading, we may charge a fee of 2% of the transaction amount, in addition to any applicable charges.

The Company also reserves the right to refuse to process this request.

Whether trading is short-term or frequent will be determined at our sole discretion according to our administrative rules in effect, including but this is not limited to switches or withdrawals of Units.

What if I change my mind?

You can change your mind about your deposit but you may have as little as two days to do so. Please see the [cover](#) of this document for details. This page also contains details on how to get more information. This Fund Facts is not complete without that page.

DFS GIF – MAXIMUM GROWTH

Financial Information as at December 31, 2023

Quick Facts

Inception Date:

Fund: February 24, 2014

Series 7: February 24, 2014

Total Value (000's):

Series 7: 2,728

Net Asset Value per Unit:

Series 7: 9.33

Number of Units Outstanding (000's):

Series 7: 292

Management Expense Ratio (MER):

Series 7: 1.88%

Portfolio Manager:

Desjardins Global Asset Management Inc.

Portfolio Turnover Rate:

17.12%

Minimum Deposit:

Variable

What does this fund invest in?

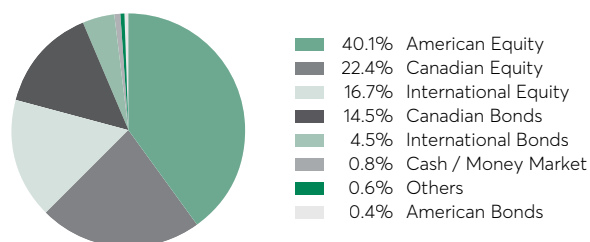
This fund invests in bond (20%) and equity (80%)

Underlying Funds.

Top ten investments	
BlackRock CDN US Equity Index Fund	31.6%
DGIA Canadian Bond Fund	12.1%
Desjardins Canadian Equity Fund	11.7%
Beutel Goodman Fundamental Canadian Equity Fund	11.6%
Desjardins Global Dividend Fund	11.2%
Desjardins Overseas Equity Fund	6.3%
Desjardins Overseas Equity Growth Fund	6.3%
Desjardins Global Managed Bond Fund	4.9%
Desjardins Enhanced Bond Fund	3.0%
Desjardins Global Small Cap Equity Fund	0.9%
TOTAL	99.6%

TOTAL INVESTMENTS: 11

Investment Allocation as at December 31, 2023



How has the fund performed?

This section tells you how the fund has performed for a contract Owner who chose Helios2 – 75/75. Returns are after the MER has been deducted.

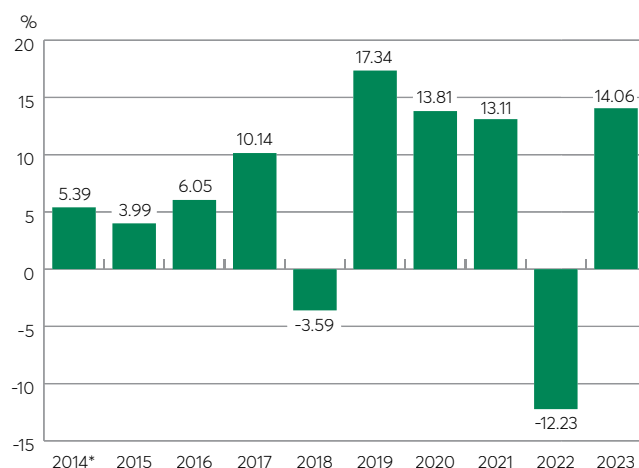
It's important to note that this doesn't tell you how the fund will perform in the future. Also, your actual return will depend on the guarantee you choose and on your personal tax situation.

Average return

A contract Owner who deposited \$1,000 in the fund and chose Helios2 – 75/75 on February 24, 2014 and Series 7 now has \$1,866. This works out to an average of 6.5% a year.

Year-by-year returns

This chart shows how the fund has performed in each of the past 10 years for a contract Owner who chose Helios2 – 75/75 and Series 7. Since February 24, 2014, the fund went up in value 8 years and down in value 2 years of the 10.



* Return is for a partial year from date first offered for sale for Series 7.

DFS GIF – MAXIMUM GROWTH

How risky is it?

The value of your deposit can go down.

Low	Low to moderate	Moderate	Moderate to high	High
-----	------------------------	----------	------------------	------

Are there any guarantees?

This fund is being offered under an insurance contract. It comes with guarantees that may protect a contract Owner's deposit if markets go down. The MER includes the insurance cost for Helios2 – 75/75. For details, please refer to the Contract and Information Folder.

Who is this fund for?

This fund may be right for a person seeking long-term capital growth.

How much does it cost?

The following tables show the fees and expenses you could pay to buy, own and withdraw Units of the fund. The ongoing fees and expenses are different for each guarantee.

Sales Charges and Withdrawal Fees

Fee Option	What you pay	How it works
No Load	You don't have to pay anything.	• There are no sales charges or withdrawal fees.
Fee Option A		• Your advisor and the distributor they do business with receive no sales commission.

Ongoing Fund Fees

The MER includes the management fees, operating expenses and taxes of the fund as well as the insurance cost for Helios2 – 75/75. You don't pay these expenses directly. The additional guarantee fees apply if you have chosen Helios2 – 75/100 i or Helios2 – 100/100 i and are paid out of the contract each month. They affect you because they reduce the return you get on your deposit. For more details about how the guarantees work, see the guarantees section in the Contract and Information Folder.

Guarantee	MER (annual rate as a % of the fund's value)	Additional guarantee fees
Helios2 – 75/75	1.88%	None if you choose only Helios2 – 75/75.
Helios2 – 75/100 i	If you choose Helios2 – 75/100 i or Helios2 – 100/100 i, you will have to pay both the MER and the additional guarantee fees.	0.50%
Helios2 – 100/100 i		1.35%

DFS GIF – MAXIMUM GROWTH

Trailing Commission

Desjardins Financial Security pays your advisor and the distributor they do business with a trailing commission for as long as you own Units of the fund. It is for the services and advice they provide to you. The trailing commission is paid out of the management fees. Its amount depends on the market value of your Units:

- No Load (Fee Option A) – 0.90% of the market value of the Units attributed to this fee option each year.

Short Term Trading Fees

Short-term or frequent trading represents an expense for all Owners. Consequently, for short-term or frequent trading, we may charge a fee of 2% of the transaction amount, in addition to any applicable charges.

The Company also reserves the right to refuse to process this request.

Whether trading is short-term or frequent will be determined at our sole discretion according to our administrative rules in effect, including but this is not limited to switches or withdrawals of Units.

What if I change my mind?

You can change your mind about your deposit but you may have as little as two days to do so. Please see the [cover](#) of this document for details. This page also contains details on how to get more information. This Fund Facts is not complete without that page.

DFS GIF – 100% EQUITY

Financial Information as at December 31, 2023

Quick Facts

Inception Date:

Fund: November 28, 2022

Series 7: November 28, 2022

Total Value (000's):

Series 7: 169

Net Asset Value per Unit:

Series 7: 5.61

Number of Units Outstanding (000's):

Series 7: 24

Management Expense Ratio (MER):

Series 7: 2.07%

Portfolio Manager:

Desjardins Global Asset Management Inc.

Portfolio Turnover Rate:

51.93%

Minimum Deposit:

Variable

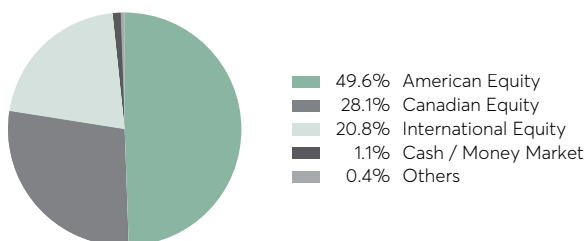
What does this fund invest in?

This fund invests primarily in equity Underlying Funds focusing mainly on large capitalization companies and covering a broad range of asset classes including Canadian equities, US equities, global equities and international equities.

Top ten investments	
BlackRock CDN US Equity Index Fund	39.1%
Beutel Goodman Fundamental Canadian Equity Fund	14.6%
Desjardins Canadian Equity Fund	14.6%
Desjardins Global Dividend Fund	14.0%
Desjardins Overseas Equity Fund	8.0%
Desjardins Overseas Equity Growth Fund	7.9%
Desjardins Global Small Cap Equity Fund	1.1%
BlackRock CDN MSCI Emerging Markets Index Fund	0.6%
Cash and Cash Equivalents	0.1%
TOTAL	100.0%

TOTAL INVESTMENTS: 8

Investment Allocation as at December 31, 2023



How has the fund performed?

This section tells you how the fund has performed for a contract Owner who chose Helios2 – 75/75. Returns are after the MER has been deducted.

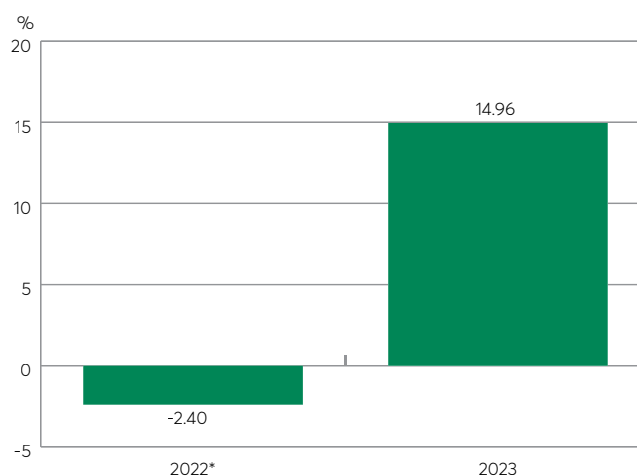
It's important to note that this doesn't tell you how the fund will perform in the future. Also, your actual return will depend on the guarantee you choose and on your personal tax situation.

Average return

A contract Owner who deposited \$1,000 in the fund and chose Helios2 – 75/75 on November 28, 2022 and Series 7 now has \$1,122. This works out to an average of 11.1% a year.

Year-by-year returns

This chart shows how the fund has performed in the past 2 years for a contract Owner who chose Helios2 – 75/75. Since November 28, 2022, the fund went up in value 1 year and down in value 1 year of the 2.



* Return is for a partial year from date first offered for sale for Series 7.

DFS GIF – 100% EQUITY

How risky is it?

The value of your deposit can go down.

Low	Low to moderate	Moderate	Moderate to high	High
-----	-----------------	-----------------	------------------	------

Are there any guarantees?

This fund is being offered under an insurance contract. It comes with guarantees that may protect a contract Owner's deposit if markets go down. The MER includes the insurance cost for Helios2 – 75/75. For details, please refer to the Contract and Information Folder.

Who is this fund for?

This fund may be right for a person seeking to maximize long-term capital growth.

How much does it cost?

The following tables show the fees and expenses you could pay to buy, own and withdraw Units of the fund. The ongoing fees and expenses are different for each guarantee.

Sales Charges and Withdrawal Fees

Fee Option	What you pay	How it works
No Load	You don't have to pay anything.	• There are no sales charges or withdrawal fees.
Fee Option A		• Your advisor and the distributor they do business with receive no sales commission.

Ongoing Fund Fees

The MER includes the management fees, operating expenses and taxes of the fund as well as the insurance cost for Helios2 – 75/75. You don't pay these expenses directly. The additional guarantee fees apply if you have chosen Helios2 – 75/100 i or Helios2 – 100/100 i and are paid out of the contract each month. They affect you because they reduce the return you get on your deposit. For more details about how the guarantees work, see the guarantees section in the Contract and Information Folder.

Guarantee	MER (annual rate as a % of the fund's value)	Additional guarantee fees
Helios2 – 75/75	2.07%	None if you choose only Helios2 – 75/75.
Helios2 – 75/100 i	If you choose Helios2 – 75/100 i or Helios2 – 100/100 i, you will have to pay both the MER and the additional guarantee fees.	0.55%
Helios2 – 100/100 i		1.35%

DFS GIF – 100% EQUITY

Trailing Commission

Desjardins Financial Security pays your advisor and the distributor they do business with a trailing commission for as long as you own Units of the fund. It is for the services and advice they provide to you. The trailing commission is paid out of the management fees. Its amount depends on the market value of your Units:

- No Load (Fee Option A) – 0.90% of the market value of the Units attributed to this fee option each year.

Short Term Trading Fees

Short-term or frequent trading represents an expense for all Owners. Consequently, for short-term or frequent trading, we may charge a fee of 2% of the transaction amount, in addition to any applicable charges.

The Company also reserves the right to refuse to process this request.

Whether trading is short-term or frequent will be determined at our sole discretion according to our administrative rules in effect, including but this is not limited to switches or withdrawals of Units.

What if I change my mind?

You can change your mind about your deposit but you may have as little as two days to do so. Please see the [cover](#) of this document for details. This page also contains details on how to get more information. This Fund Facts is not complete without that page.

DFS GIF – CONSERVATIVE – DESJARDINS SUSTAINABLE (formerly DFS GIF – Conservative – Desjardins SocieTerra)

Financial Information as at December 31, 2023

Quick Facts

Inception Date:

Fund: April 25, 2018
Series 7: April 25, 2018

Total Value (000's):

Series 7: 1

Net Asset Value per Unit:

Series 7: 5.48

Number of Units Outstanding (000's):

Series 7: 0

Management Expense Ratio (MER):

Series 7: 1.84%

Portfolio Manager:

Desjardins Global Asset Management Inc.

Portfolio Turnover Rate (of the Underlying Fund):

18.91%

Minimum Deposit:

Variable

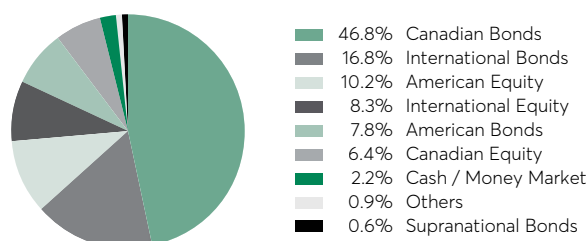
What does this fund invest in?

This fund invests in the Desjardins Sustainable Conservative Portfolio. The Underlying Fund invests primarily in Canadian and foreign fixed-income (75%) and equity (25%) securities. This fund follows a responsible approach to investing.

Top ten investments of the Underlying Fund	
Desjardins Sustainable Canadian Bond Fund	45.5%
Desjardins Global Government Bond Index Fund	12.2%
Desjardins Sustainable Global Corporate Bond Fund	5.9%
Desjardins Sustainable Canadian Equity Fund	5.8%
Desjardins Sustainable American Equity Fund	5.3%
Desjardins Sustainable Environmental Bond Fund	3.7%
Desjardins Sustainable Emerging Markets Bond Fund	3.2%
Desjardins Sustainable Global Bond Fund	2.5%
Desjardins Sustainable International Equity Fund	2.4%
Desjardins Sustainable Global Dividend Fund	1.7%
TOTAL	88.2%

TOTAL INVESTMENTS: 2,846

Investment Allocation as at December 31, 2023



How has the fund performed?

This section tells you how the fund has performed for a contract Owner who chose Helios2 – 75/75. Returns are after the MER has been deducted.

It's important to note that this doesn't tell you how the fund will perform in the future. Also, your actual return will depend on the guarantee you choose and on your personal tax situation.

Average return

A contract Owner who deposited \$1,000 in the fund and chose Helios2 – 75/75 on April 25, 2018 and Series 7 now has \$1,096. This works out to an average of 1.6% a year.

Year-by-year returns

This chart shows how the fund has performed in each of the past 6 years for a contract Owner who chose Helios2 – 75/75 and Series 7. Since April 25, 2018, the fund went up in value 4 years and down in value 2 years of the 6.



* Return is for a partial year from date first offered for sale for Series 7.

DFS GIF – CONSERVATIVE – DESJARDINS SUSTAINABLE (formerly DFS GIF – Conservative – Desjardins SocieTerra)

How risky is it?

The value of your deposit can go down.

Low	Low to moderate	Moderate	Moderate to high	High
-----	------------------------	----------	------------------	------

Are there any guarantees?

This fund is being offered under an insurance contract. It comes with guarantees that may protect a contract Owner's deposit if markets go down. The MER includes the insurance cost for Helios2 – 75/75. For details, please refer to the Contract and Information Folder.

Who is this fund for?

This fund may be right for a person seeking liquidity and security of capital.

How much does it cost?

The following tables show the fees and expenses you could pay to buy, own and withdraw Units of the fund. The ongoing fees and expenses are different for each guarantee.

Sales Charges and Withdrawal Fees

Fee Option	What you pay	How it works
No Load	You don't have to pay anything.	• There are no sales charges or withdrawal fees.
Fee Option A		• Your advisor and the distributor they do business with receive no sales commission.

Ongoing Fund Fees

The MER includes the management fees, operating expenses and taxes of the fund as well as the insurance cost for Helios2 – 75/75. You don't pay these expenses directly. The additional guarantee fees apply if you have chosen Helios2 – 75/100 i, Helios2 – 100/100 i or Helios – 75/100 GLWB and are paid out of the contract each month. They affect you because they reduce the return you get on your deposit. For more details about how the guarantees work, see the guarantees section in the Contract and Information Folder.

Guarantee	MER (annual rate as a % of the fund's value)	Additional guarantee fees
Helios2 – 75/75	1.84%	None if you choose only Helios2 – 75/75.
Helios2 – 75/100 i	If you choose Helios2 – 75/100 i, Helios2 – 100/100 i or Helios2 – 75/100 GLWB, you will have to pay both the MER and the additional guarantee fees.	0.30%
Helios2 – 100/100 i		0.90%
Helios2 – 75/100 GLWB*		0.95%

* The guarantee Helios2 – 75/100 GLWB is only available for switches of Units of contract Owners who already have this guarantee for their contract.

DFS GIF – CONSERVATIVE – DESJARDINS SUSTAINABLE (formerly DFS GIF – Conservative – Desjardins SocieTerra)

Trailing Commission

Desjardins Financial Security pays your advisor and the distributor they do business with a trailing commission for as long as you own Units of the fund. It is for the services and advice they provide to you. The trailing commission is paid out of the management fees. Its amount depends on the market value of your Units:

- No Load (Fee Option A) – 0.90% of the market value of the Units attributed to this fee option each year.

Short Term Trading Fees

Short-term or frequent trading represents an expense for all Owners. Consequently, for short-term or frequent trading, we may charge a fee of 2% of the transaction amount, in addition to any applicable charges.

The Company also reserves the right to refuse to process this request.

Whether trading is short-term or frequent will be determined at our sole discretion according to our administrative rules in effect, including but this is not limited to switches or withdrawals of Units.

What if I change my mind?

You can change your mind about your deposit but you may have as little as two days to do so. Please see the [cover](#) of this document for details. This page also contains details on how to get more information. This Fund Facts is not complete without that page.

DFS GIF – MODERATE – DESJARDINS SUSTAINABLE (formerly DFS GIF – Moderate – Desjardins SocieTerra)

Financial Information as at December 31, 2023

Quick Facts

Inception Date:

Fund: November 16, 2020

Series 7: November 16, 2020

Total Value (000's):

Series 7: 0.3

Net Asset Value per Unit:

Series 7: 4.75

Number of Units Outstanding

(000's):

Series 6: 0

Management Expense Ratio (MER):

Series 6: 1.90%

Portfolio Manager:

Desjardins Global Asset Management Inc.

Portfolio Turnover Rate

(of the Underlying Fund):

11.90%

Minimum Deposit:

Variable

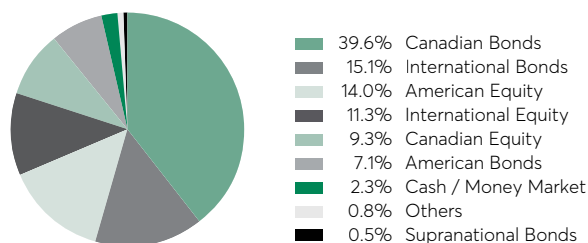
What does this fund invest in?

This fund invests in the Desjardins Sustainable Moderate Portfolio. The Underlying Fund invests primarily in Canadian and foreign fixed-income (65%) and equity (35%) securities. This fund follows a responsible approach to investing.

Top ten investments of the Underlying Fund	
Desjardins Sustainable Canadian Bond Fund	38.8%
Desjardins Global Government Bond Index Fund	10.6%
Desjardins Sustainable Canadian Equity Fund	8.4%
Desjardins Sustainable American Equity Fund	7.4%
Desjardins Sustainable Global Corporate Bond Fund	5.5%
Desjardins Sustainable Environmental Bond Fund	3.3%
Desjardins Sustainable International Equity Fund	3.1%
Desjardins Sustainable Emerging Markets Bond Fund	2.9%
Desjardins Sustainable Global Dividend Fund	2.3%
Desjardins Sustainable Low Volatility Global Equity Fund	2.2%
TOTAL	84.5%

TOTAL INVESTMENTS: 2,846

Investment Allocation as at December 31, 2023



How has the fund performed?

This section tells you how the fund has performed for a contract Owner who chose Helios2 – 75/75. Returns are after the MER has been deducted.

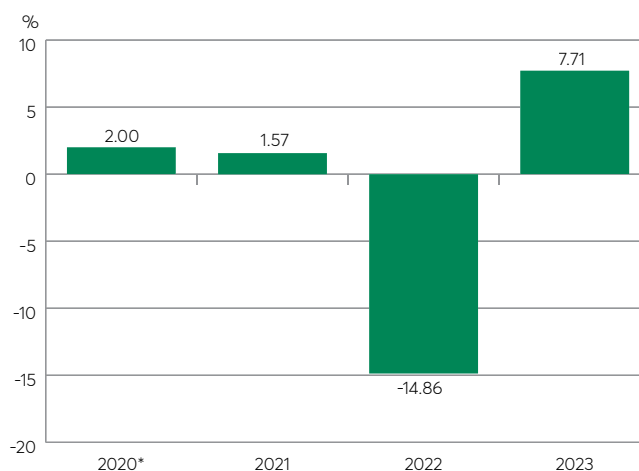
It's important to note that this doesn't tell you how the fund will perform in the future. Also, your actual return will depend on the guarantee you choose and on your personal tax situation.

Average return

A contract Owner who deposited \$1,000 in the fund and chose Helios2 – 75/75 on November 16, 2020 and Series 7 now has \$950. This works out to an average of -1.6% a year.

Year-by-year returns

This chart shows how the fund has performed in each of the past 4 years for a contract Owner who chose Helios2 – 75/75 and Series 7. Since November 16, 2020, the fund went up in value 3 years and down in value 1 year of the 4.



* Return is for a partial year from date first offered for sale for Series 7.

DFS GIF – MODERATE – DESJARDINS SUSTAINABLE (formerly DFS GIF – Moderate – Desjardins SocieTerra)

How risky is it?

The value of your deposit can go down.

Low	Low to moderate	Moderate	Moderate to high	High
-----	------------------------	----------	------------------	------

Are there any guarantees?

This fund is being offered under an insurance contract. It comes with guarantees that may protect a contract Owner's deposit if markets go down. The MER includes the insurance cost for Helios2 – 75/75. For details, please refer to the Contract and Information Folder.

Who is this fund for?

This fund may be right for a person seeking a responsible approach to investing and income as well as moderate long-term capital appreciation.

How much does it cost?

The following tables show the fees and expenses you could pay to buy, own and withdraw Units of the fund. The ongoing fees and expenses are different for each guarantee.

Sales Charges and Withdrawal Fees

Fee Option	What you pay	How it works
No Load	You don't have to pay anything.	• There are no sales charges or withdrawal fees.
Fee Option A		• Your advisor and the distributor they do business with receive no sales commission.

Ongoing Fund Fees

The MER includes the management fees, operating expenses and taxes of the fund as well as the insurance cost for Helios2 – 75/75. You don't pay these expenses directly. The additional guarantee fees apply if you have chosen Helios2 – 75/100 i, Helios2 – 100/100 i or Helios – 75/100 GLWB and are paid out of the contract each month. They affect you because they reduce the return you get on your deposit. For more details about how the guarantees work, see the guarantees section in the Contract and Information Folder.

Guarantee	MER (annual rate as a % of the fund's value)	Additional guarantee fees
Helios2 – 75/75	1.90%	None if you choose only Helios2 – 75/75.
Helios2 – 75/100 i	If you choose Helios2 – 75/100 i, Helios2 – 100/100 i or Helios2 – 75/100 GLWB, you will have to pay both the MER and the additional guarantee fees.	0.40%
Helios2 – 100/100 i		0.90%
Helios2 – 75/100 GLWB*		1.15%

* The guarantee Helios2 – 75/100 GLWB is only available for switches of Units of contract Owners who already have this guarantee for their contract.

DFS GIF – MODERATE – DESJARDINS SUSTAINABLE (formerly DFS GIF – Moderate – Desjardins SocieTerra)

Trailing Commission

Desjardins Financial Security pays your advisor and the distributor they do business with a trailing commission for as long as you own Units of the fund. It is for the services and advice they provide to you. The trailing commission is paid out of the management fees. Its amount depends on the market value of your Units:

- No Load (Fee Option A) – 0.90% of the market value of the Units attributed to this fee option each year.

Short Term Trading Fees

Short-term or frequent trading represents an expense for all Owners. Consequently, for short-term or frequent trading, we may charge a fee of 2% of the transaction amount, in addition to any applicable charges.

The Company also reserves the right to refuse to process this request.

Whether trading is short-term or frequent will be determined at our sole discretion according to our administrative rules in effect, including but this is not limited to switches or withdrawals of Units.

What if I change my mind?

You can change your mind about your deposit but you may have as little as two days to do so. Please see the [cover](#) of this document for details. This page also contains details on how to get more information. This Fund Facts is not complete without that page.

DFS GIF – BALANCED – DESJARDINS SUSTAINABLE

(formerly DFS GIF – Balanced – Desjardins SocieTerra)

Financial Information as at December 31, 2023

Quick Facts

Inception Date:

Fund: October 16, 2015

Series 7: October 16, 2015

Total Value (000's):

Series 7: 4,815

Net Asset Value per Unit:

Series 7: 6.57

Number of Units Outstanding

(000's):

Series 7: 733

Management Expense Ratio (MER):

Series 7: 1.88%

Portfolio Manager:

Desjardins Global Asset Management Inc.

Portfolio Turnover Rate

(of the Underlying Fund):

13.09%

Minimum Deposit:

Variable

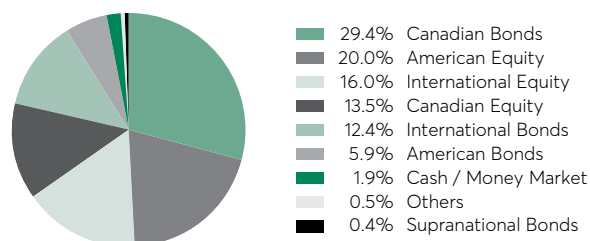
What does this fund invest in?

This fund invests in the Desjardins Sustainable Balanced Portfolio. The Underlying Fund invests in fixed-income (50%) and equity (50%) securities. This fund follows a responsible approach to investing.

Top ten investments of the Underlying Fund	
Desjardins Sustainable Canadian Bond Fund	28.3%
Desjardins Sustainable Canadian Equity Fund	12.3%
Desjardins Sustainable American Equity Fund	10.6%
Desjardins Global Government Bond Index Fund	8.2%
Desjardins Sustainable Global Corporate Bond Fund	5.7%
Desjardins Sustainable International Equity Fund	4.2%
Desjardins Sustainable Global Dividend Fund	3.2%
Desjardins Sustainable Low Volatility Global Equity Fund	3.2%
Desjardins Sustainable Global Opportunities Fund	2.9%
Desjardins Sustainable Emerging Markets Equity Fund	2.9%
TOTAL	81.5%

TOTAL INVESTMENTS: 2,846

Investment Allocation as at December 31, 2023



How has the fund performed?

This section tells you how the fund has performed for a contract Owner who chose Helios2 – 75/75. Returns are after the MER has been deducted.

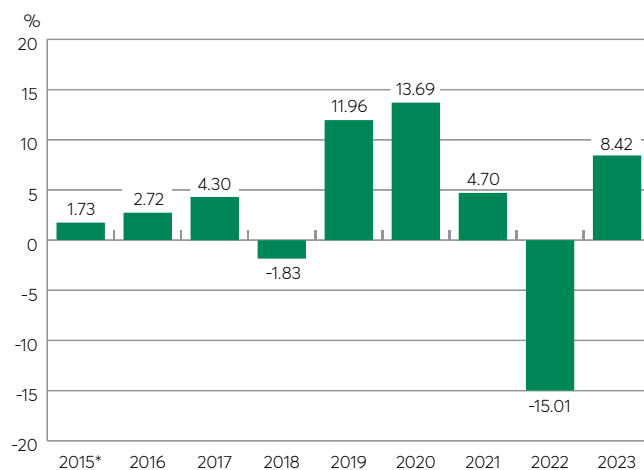
It's important to note that this doesn't tell you how the fund will perform in the future. Also, your actual return will depend on the guarantee you choose and on your personal tax situation.

Average return

A contract Owner who deposited \$1,000 in the fund and chose Helios2 – 75/75 on October 16, 2015 and Series 7 now has \$1,314. This works out to an average of 3.4% a year.

Year-by-year returns

This chart shows how the fund has performed in each of the past 9 years for a contract Owner who chose Helios2 – 75/75 and Series 7. Since October 16, 2015, the fund went up in value 7 years and down in value 2 years of the 9.



* Return is for a partial year from date first offered for sale for Series 7.

DFS GIF – BALANCED – DESJARDINS SUSTAINABLE (formerly DFS GIF – Balanced – Desjardins SocieTerra)

How risky is it?

The value of your deposit can go down.

Low	Low to moderate	Moderate	Moderate to high	High
-----	------------------------	----------	------------------	------

Are there any guarantees?

This fund is being offered under an insurance contract. It comes with guarantees that may protect a contract Owner's deposit if markets go down. The MER includes the insurance cost for Helios2 – 75/75. For details, please refer to the Contract and Information Folder.

Who is this fund for?

This fund may be right for a person seeking interest income with stability of capital.

How much does it cost?

The following tables show the fees and expenses you could pay to buy, own and withdraw Units of the fund. The ongoing fees and expenses are different for each guarantee.

Sales Charges and Withdrawal Fees

Fee Option	What you pay	How it works
No Load	You don't have to pay anything.	• There are no sales charges or withdrawal fees.
Fee Option A		• Your advisor and the distributor they do business with receive no sales commission.

Ongoing Fund Fees

The MER includes the management fees, operating expenses and taxes of the fund as well as the insurance cost for Helios2 – 75/75. You don't pay these expenses directly. The additional guarantee fees apply if you have chosen Helios2 – 75/100 i, Helios2 – 100/100 i or Helios – 75/100 GLWB and are paid out of the contract each month. They affect you because they reduce the return you get on your deposit. For more details about how the guarantees work, see the guarantees section in the Contract and Information Folder.

Guarantee	MER (annual rate as a % of the fund's value)	Additional guarantee fees
Helios2 – 75/75	1.88%	None if you choose only Helios2 – 75/75.
Helios2 – 75/100 i	If you choose Helios2 – 75/100 i, Helios2 – 100/100 i or Helios2 – 75/100 GLWB, you will have to pay both the MER and the additional guarantee fees.	0.45%
Helios2 – 100/100 i		0.95%
Helios2 – 75/100 GLWB*		1.25%

* The guarantee Helios2 – 75/100 GLWB is only available for switches of Units of contract Owners who already have this guarantee for their contract.

DFS GIF – BALANCED – DESJARDINS SUSTAINABLE (formerly DFS GIF – Balanced – Desjardins SocieTerra)

Trailing Commission

Desjardins Financial Security pays your advisor and the distributor they do business with a trailing commission for as long as you own Units of the fund. It is for the services and advice they provide to you. The trailing commission is paid out of the management fees. Its amount depends on the market value of your Units:

- No Load (Fee Option A) – 0.90% of the market value of the Units attributed to this fee option each year.

Short Term Trading Fees

Short-term or frequent trading represents an expense for all Owners. Consequently, for short-term or frequent trading, we may charge a fee of 2% of the transaction amount, in addition to any applicable charges.

The Company also reserves the right to refuse to process this request.

Whether trading is short-term or frequent will be determined at our sole discretion according to our administrative rules in effect, including but this is not limited to switches or withdrawals of Units.

What if I change my mind?

You can change your mind about your deposit but you may have as little as two days to do so. Please see the [cover](#) of this document for details. This page also contains details on how to get more information. This Fund Facts is not complete without that page.

DFS GIF – GROWTH – DESJARDINS SUSTAINABLE (formerly DFS GIF – Growth – Desjardins SocieTerra)

Financial Information as at December 31, 2023

Quick Facts

Inception Date:

Fund: April 25, 2018
Series 7: April 25, 2018

Total Value (000's):

Series 7: 290

Net Asset Value per Unit:

Series 7: 6.21

Number of Units Outstanding (000's):

Series 7: 47

Management Expense Ratio (MER):

Series 7: 2.01%

Portfolio Manager:

Desjardins Global Asset Management Inc.

Portfolio Turnover Rate (of the Underlying Fund):

12.48%

Minimum Deposit:

Variable

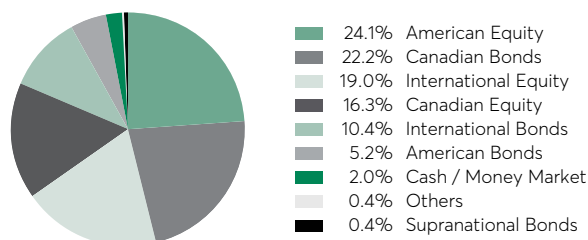
What does this fund invest in?

This fund invests in the Desjardins Sustainable Growth Portfolio. The Underlying Fund invests primarily in Canadian and foreign equity (60%) and fixed-income (40%) securities. This fund follows a responsible approach to investing.

Top ten investments of the Underlying Fund	
Desjardins Sustainable Canadian Bond Fund	22.2%
Desjardins Sustainable Canadian Equity Fund	15.0%
Desjardins Sustainable American Equity Fund	12.7%
Desjardins Global Government Bond Index Fund	6.4%
Desjardins Sustainable Global Corporate Bond Fund	5.6%
Desjardins Sustainable International Equity Fund	4.9%
Desjardins Sustainable Global Dividend Fund	3.8%
Desjardins Sustainable Low Volatility Global Equity Fund	3.7%
Desjardins Sustainable Global Opportunities Fund	3.4%
Desjardins Sustainable Emerging Markets Equity Fund	3.4%
TOTAL	81.1%

TOTAL INVESTMENTS: 2,750

Investment Allocation as at December 31, 2023



How has the fund performed?

This section tells you how the fund has performed for a contract Owner who chose Helios2 – 75/75. Returns are after the MER has been deducted.

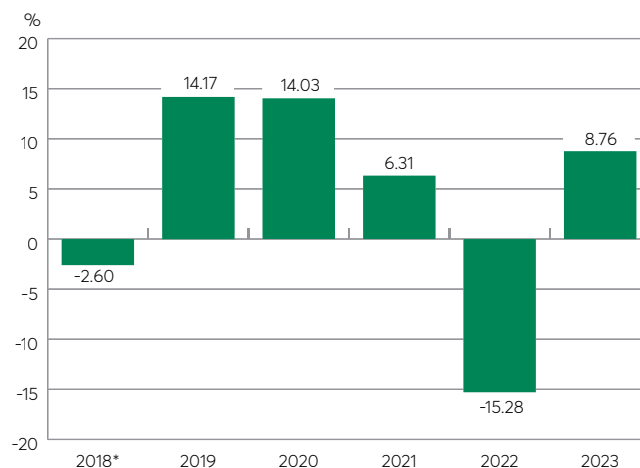
It's important to note that this doesn't tell you how the fund will perform in the future. Also, your actual return will depend on the guarantee you choose and on your personal tax situation.

Average return

A contract Owner who deposited \$1,000 in the fund and chose Helios2 – 75/75 on April 25, 2018 and Series 7 now has \$1,242. This works out to an average of 3.9% a year.

Year-by-year returns

This chart shows how the fund has performed in each of the past 6 years for a contract Owner who chose Helios2 – 75/75 and Series 7. Since April 25, 2018, the fund went up in value 4 years and down in value 2 years of the 6.



* Return is for a partial year from date first offered for sale for Series 7.

DFS GIF – GROWTH – DESJARDINS SUSTAINABLE (formerly DFS GIF – Growth – Desjardins SocieTerra)

How risky is it?

The value of your deposit can go down.

Low	Low to moderate	Moderate	Moderate to high	High
-----	------------------------	----------	------------------	------

Are there any guarantees?

This fund is being offered under an insurance contract. It comes with guarantees that may protect a contract Owner's deposit if markets go down. The MER includes the insurance cost for Helios2 – 75/75. For details, please refer to the Contract and Information Folder.

Who is this fund for?

This fund may be right for a person seeking liquidity and security of capital.

How much does it cost?

The following tables show the fees and expenses you could pay to buy, own and withdraw of the fund. The ongoing fees and expenses are different for each guarantee.

Sales Charges and Withdrawal Fees

Fee Option	What you pay	How it works
No Load	You don't have to pay anything.	• There are no sales charges or withdrawal fees.
Fee Option A		• Your advisor and the distributor they do business with receive no sales commission.

Ongoing Fund Fees

The MER includes the management fees, operating expenses and taxes of the fund as well as the insurance cost for Helios2 – 75/75. You don't pay these expenses directly. The additional guarantee fees apply if you have chosen Helios2 – 75/100 i, Helios2 – 100/100 i or Helios2 – 75/100 GLWB and are paid out of the contract each month. They affect you because they reduce the return you get on your deposit. For more details about how the guarantees work, see the guarantees section in the Contract and Information Folder.

Guarantee	MER (annual rate as a % of the fund's value)	Additional guarantee fees
Helios2 – 75/75	2.01%	None if you choose only Helios2 – 75/75.
Helios2 – 75/100 i	If you choose Helios2 – 75/100 i, Helios2 – 100/100 i or Helios2 – 75/100 GLWB, you will have to pay both the MER and the additional guarantee fees.	0.50%
Helios2 – 100/100 i		1.15%
Helios2 – 75/100 GLWB*		1.35%

* The guarantee Helios2 – 75/100 GLWB is only available for switches of Units of contract Owners who already have this guarantee for their contract.

DFS GIF – GROWTH – DESJARDINS SUSTAINABLE (formerly DFS GIF – Growth – Desjardins SocieTerra)

Trailing Commission

Desjardins Financial Security pays your advisor and the distributor they do business with a trailing commission for as long as you own Units of the fund. It is for the services and advice they provide to you. The trailing commission is paid out of the management fees. Its amount depends on the market value of your Units:

- No Load (Fee Option A) – 0.90% of the market value of the Units attributed to this fee option each year.

Short Term Trading Fees

Short-term or frequent trading represents an expense for all Owners. Consequently, for short-term or frequent trading, we may charge a fee of 2% of the transaction amount, in addition to any applicable charges.

The Company also reserves the right to refuse to process this request.

Whether trading is short-term or frequent will be determined at our sole discretion according to our administrative rules in effect, including but this is not limited to switches or withdrawals of Units.

What if I change my mind?

You can change your mind about your deposit but you may have as little as two days to do so. Please see the [cover](#) of this document for details. This page also contains details on how to get more information. This Fund Facts is not complete without that page.

DESJARDINS FINANCIAL SECURITY LIFE ASSURANCE COMPANY – HELIOS2 CONTRACT (SERIES 7) DFS GIF – MAXIMUM GROWTH – DESJARDINS SUSTAINABLE (formerly DFS GIF – Maximum Growth – Desjardins SocieTerra)

Financial Information as at December 31, 2023

Quick Facts

Inception Date:

Fund: April 25, 2018
Series 7: April 25, 2018

Total Value (000's):

Series 7: 1

Net Asset Value per Unit:

Series 7: 6.69

Number of Units Outstanding

(000's):
Series 7: 0

Management Expense Ratio (MER):

Series 7: 2.13%

Portfolio Manager:

Desjardins Global Asset
Management Inc.

Portfolio Turnover Rate (of the Underlying Fund):

11.54%

Minimum Deposit:

Variable

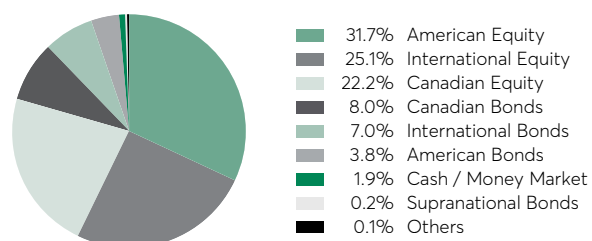
What does this fund invest in?

This fund invests in the Desjardins Sustainable Maximum Growth Portfolio. The Underlying Fund invests primarily in Canadian and foreign equity (80%) and fixed-income (20%) securities. This fund follows a responsible approach to investing.

Top ten investments of the Underlying Fund	
Desjardins Sustainable Canadian Equity Fund	20.1%
Desjardins Sustainable American Equity Fund	16.6%
Desjardins Sustainable Canadian Bond Fund	7.9%
Desjardins Sustainable International Equity Fund	6.5%
Desjardins Sustainable Global Corporate Bond Fund	5.5%
Desjardins Sustainable Global Dividend Fund	5.0%
Desjardins Sustainable Low Volatility Global Equity Fund	4.9%
Desjardins Sustainable Emerging Markets Equity Fund	4.5%
Desjardins Sustainable Global Opportunities Fund	4.5%
Desjardins Sustainable Cleantech Fund	4.3%
TOTAL	79.8%

TOTAL INVESTMENTS: 2,750

Investment Allocation as at December 31, 2023



How has the fund performed?

This section tells you how the fund has performed for a contract Owner who chose Helios2 – 75/75. Returns are after the MER has been deducted.

It's important to note that this doesn't tell you how the fund will perform in the future. Also, your actual return will depend on the guarantee you choose and on your personal tax situation.

Average return

A contract Owner who deposited \$1,000 in the fund and chose Helios2 – 75/75 on April 25, 2018 and Series 7 now has \$1,338. This works out to an average of 5.3% a year.

Year-by-year returns

This chart shows how the fund has performed in each of the past 6 years for a contract Owner who chose Helios2 – 75/75 and Series 7. Since April 25, 2018, the fund went up in value 4 years and down in value 2 years of the 6.



* Return is for a partial year from date first offered for sale for Series 7.

DFS GIF – MAXIMUM GROWTH – DESJARDINS SUSTAINABLE (formerly DFS GIF – Maximum Growth – Desjardins SocieTerra)

How risky is it?

The value of your deposit can go down.

Low	Low to moderate	Moderate	Moderate to high	High
-----	------------------------	----------	------------------	------

Are there any guarantees?

This fund is being offered under an insurance contract. It comes with guarantees that may protect a contract Owner's deposit if markets go down. The MER includes the insurance cost for Helios2 – 75/75. For details, please refer to the Contract and Information Folder.

Who is this fund for?

This fund may be right for a person seeking liquidity and security of capital.

How much does it cost?

The following tables show the fees and expenses you could pay to buy, own and withdraw Units of the fund. The ongoing fees and expenses are different for each guarantee.

Sales Charges and Withdrawal Fees

Fee Option	What you pay	How it works
No Load	You don't have to pay anything.	• There are no sales charges or withdrawal fees.
Fee Option A		• Your advisor and the distributor they do business with receive no sales commission.

Ongoing Fund Fees

The MER includes the management fees, operating expenses and taxes of the fund as well as the insurance cost for Helios2 – 75/75. You don't pay these expenses directly. The additional guarantee fees apply if you have chosen Helios2 – 75/100 i or Helios2 – 100/100 i and are paid out of the contract each month. They affect you because they reduce the return you get on your deposit. For more details about how the guarantees work, see the guarantees section in the Contract and Information Folder.

Guarantee	MER (annual rate as a % of the fund's value)	Additional guarantee fees
Helios2 – 75/75	2.13%	None if you choose only Helios2 – 75/75.
Helios2 – 75/100 i	If you choose Helios2 – 75/100 i or Helios2 – 100/100 i, you will have to pay both the MER and the additional guarantee fees.	0.55%
Helios2 – 100/100 i		1.35%

DFS GIF – MAXIMUM GROWTH – DESJARDINS SUSTAINABLE (formerly DFS GIF – Maximum Growth – Desjardins SocieTerra)

Trailing Commission

Desjardins Financial Security pays your advisor and the distributor they do business with a trailing commission for as long as you own Units of the fund. It is for the services and advice they provide to you. The trailing commission is paid out of the management fees. Its amount depends on the market value of your Units:

- No Load (Fee Option A) – 0.90% of the market value of the Units attributed to this fee option each year.

Short Term Trading Fees

Short-term or frequent trading represents an expense for all Owners. Consequently, for short-term or frequent trading, we may charge a fee of 2% of the transaction amount, in addition to any applicable charges.

The Company also reserves the right to refuse to process this request.

Whether trading is short-term or frequent will be determined at our sole discretion according to our administrative rules in effect, including but this is not limited to switches or withdrawals of Units.

What if I change my mind?

You can change your mind about your deposit but you may have as little as two days to do so. Please see the [cover](#) of this document for details. This page also contains details on how to get more information. This Fund Facts is not complete without that page.

DFS GIF – 100% EQUITY – DESJARDINS SUSTAINABLE (formerly DFS GIF – 100% Equity – Desjardins SocieTerra)

Financial Information as at December 31, 2023

Quick Facts

Inception Date:

Fund: November 16, 2020

Series 7: November 16, 2020

Total Value (000's):

Series 7: 1

Net Asset Value per Unit:

Series 7: 5.42

Number of Units Outstanding (000's):

Series 7: 0

Management Expense Ratio (MER):

Series 7: 2.24%

Portfolio Manager:

Desjardins Global Asset Management Inc.

Portfolio Turnover Rate (of the Underlying Fund):

12.19%

Minimum Deposit:

Variable

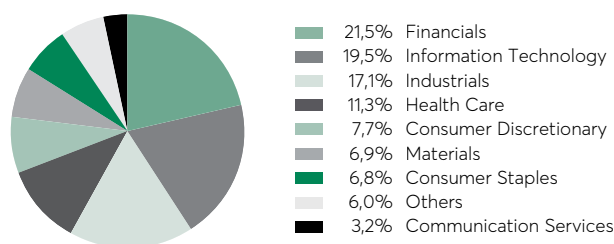
What does this fund invest in?

This fund invests in the Desjardins Sustainable 100% Equity Portfolio. The Underlying Fund invests primarily in Canadian and foreign equities securities. This fund follows a responsible approach to investing.

Top ten investments of the Underlying Fund	
Desjardins Sustainable Canadian Equity Fund	25.8%
Desjardins Sustainable American Equity Fund	20.7%
Desjardins Sustainable International Equity Fund	8.1%
Desjardins Sustainable Global Dividend Fund	6.3%
Desjardins Sustainable Low Volatility Global Equity Fund	6.2%
Desjardins Sustainable Global Opportunities Fund	5.6%
Desjardins Sustainable Emerging Markets Equity Fund	5.4%
Desjardins Sustainable Diversity Fund	5.2%
Desjardins Sustainable Cleantech Fund	4.9%
Desjardins Sustainable Positive Change Fund	3.6%
TOTAL	91.8%

TOTAL INVESTMENTS: 824

Investment Allocation as at December 31, 2023



How has the fund performed?

This section tells you how the fund has performed for a contract Owner who chose Helios2 – 75/75. Returns are after the MER has been deducted.

It's important to note that this doesn't tell you how the fund will perform in the future. Also, your actual return will depend on the guarantee you choose and on your personal tax situation.

Average return

A contract Owner who deposited \$1,000 in the fund and chose Helios2 – 75/75 on November 16, 2020 and Series 7 now has \$1,084. This works out to an average of 2.6% a year.

Year-by-year returns

This chart shows how the fund has performed in each of the past 4 years for a contract Owner who chose Helios2 – 75/75 and Series 7. Since November 16, 2020, the fund went up in value 3 years and down in value 1 year of the 4.



* Return is for a partial year from date first offered for sale for Series 7.

DFS GIF – 100% EQUITY – DESJARDINS SUSTAINABLE (formerly DFS GIF – 100% Equity – Desjardins SocieTerra)

How risky is it?

The value of your deposit can go down.

Low	Low to moderate	Moderate	Moderate to high	High
-----	-----------------	----------	------------------	------

Are there any guarantees?

This fund is being offered under an insurance contract. It comes with guarantees that may protect a contract Owner's deposit if markets go down. The MER includes the insurance cost for Helios2 – 75/75. For details, please refer to the Contract and Information Folder.

Who is this fund for?

This fund may be right for a person seeking a responsible approach to investing and long-term capital appreciation.

How much does it cost?

The following tables show the fees and expenses you could pay to buy, own and withdraw Units of the fund. The ongoing fees and expenses are different for each guarantee.

Sales Charges and Withdrawal Fees

Fee Option	What you pay	How it works
No Load	You don't have to pay anything.	• There are no sales charges or withdrawal fees.
Fee Option A		• Your advisor and the distributor they do business with receive no sales commission.

Ongoing Fund Fees

The MER includes the management fees, operating expenses and taxes of the fund as well as the insurance cost for Helios2 – 75/75. You don't pay these expenses directly. The additional guarantee fees apply if you have chosen Helios2 – 75/100 i or Helios2 – 100/100 i and are paid out of the contract each month. They affect you because they reduce the return you get on your deposit. For more details about how the guarantees work, see the guarantees section in the Contract and Information Folder.

Guarantee	MER (annual rate as a % of the fund's value)	Additional guarantee fees
Helios2 – 75/75	2.24%	None if you choose only Helios2 – 75/75.
Helios2 – 75/100 i	If you choose Helios2 – 75/100 i or Helios2 – 100/100 i, you will have to pay both the MER and the additional guarantee fees.	0.60%
Helios2 – 100/100 i		1.35%

DFS GIF – 100% EQUITY – DESJARDINS SUSTAINABLE (formerly DFS GIF – 100% Equity – Desjardins SocieTerra)

Trailing Commission

Desjardins Financial Security pays your advisor and the distributor they do business with a trailing commission for as long as you own Units of the fund. It is for the services and advice they provide to you. The trailing commission is paid out of the management fees. Its amount depends on the market value of your Units:

- No Load (Fee Option A) – 0.90% of the market value of the Units attributed to this fee option each year.

Short Term Trading Fees

Short-term or frequent trading represents an expense for all Owners. Consequently, for short-term or frequent trading, we may charge a fee of 2% of the transaction amount, in addition to any applicable charges.

The Company also reserves the right to refuse to process this request.

Whether trading is short-term or frequent will be determined at our sole discretion according to our administrative rules in effect, including but this is not limited to switches or withdrawals of Units.

What if I change my mind?

You can change your mind about your deposit but you may have as little as two days to do so. Please see the [cover](#) of this document for details. This page also contains details on how to get more information. This Fund Facts is not complete without that page.

DESJARDINS FINANCIAL SECURITY LIFE ASSURANCE COMPANY – HELIOS2 CONTRACT (SERIES 7) DFS GIF – CONSERVATIVE – DESJARDINS WISE ETF

Financial Information as at **December 31, 2023**

Quick Facts

Inception Date:

Fund: November 16, 2020

Series 7: November 16, 2020

Total Value (000's):

Series 7: 0.3

Net Asset Value per Unit:

Series 7: 4.64

Number of Units Outstanding (000's):

Series 7: 0

Management Expense Ratio (MER):

Series 7: 1.72%

Portfolio Manager:

Desjardins Global Asset Management Inc.

Portfolio Turnover Rate (of the Underlying Fund):

46.23%

Minimum Deposit:

Variable

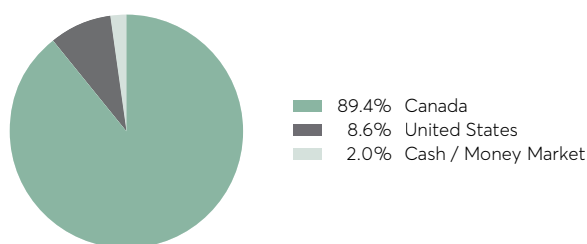
What does this fund invest in?

This fund invests in the Desjardins Wise Conservative ETF Portfolio. The Underlying Fund is mainly composed of exchange-traded funds investing in fixed-income (75%) and equity (25%) securities.

Top ten investments of the Underlying Fund	
Desjardins Canadian Universe Bond Index ETF	37.9%
iShares Core Canadian Corporate Bond Index ETF	8.4%
Desjardins Global Total Return Bond Fund	7.7%
Vanguard Global ex-U.S. Aggregate Bond Index ETF	7.1%
Vanguard S&P 500 Index ETF	6.0%
Desjardins Canadian Short Term Bond Index ETF	5.2%
Vanguard FTSE Canada All Cap Index ETF	5.0%
Vanguard U.S. Aggregate Bond Index ETF	4.7%
iShares Global Government Bond ETF	3.8%
iShares Core MSCI EAFE IMI Index ETF	3.3%
TOTAL	89.1%

TOTAL INVESTMENTS: 18

Investment Allocation as at December 31, 2023



How has the fund performed?

This section tells you how the fund has performed for a contract Owner who chose Helios2 – 75/75. Returns are after the MER has been deducted.

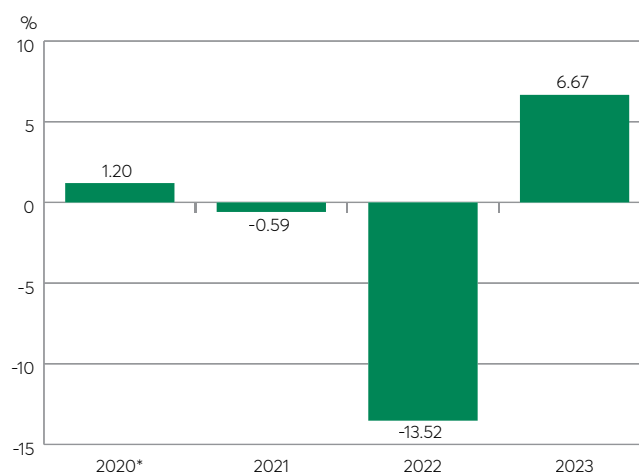
It's important to note that this doesn't tell you how the fund will perform in the future. Also, your actual return will depend on the guarantee you choose and on your personal tax situation.

Average return

A contract Owner who deposited \$1,000 in the fund and chose Helios2 – 75/75 on November 16, 2020 and Series 7 now has \$928. This works out to an average of -2.4% a year.

Year-by-year returns

This chart shows how the fund has performed in each of the past 4 years for a contract Owner who chose Helios2 – 75/75 and Series 7. Since November 16, 2020, the fund went up in value 2 years and down in value 2 years of the 4.



* Return is for a partial year from date first offered for sale for Series 7.

DFS GIF – CONSERVATIVE – DESJARDINS WISE ETF

How risky is it?

The value of your deposit can go down.

Low	Low to moderate	Moderate	Moderate to high	High
-----	-----------------	----------	------------------	------

Are there any guarantees?

This fund is being offered under an insurance contract. It comes with guarantees that may protect a contract Owner's deposit if markets go down. The MER includes the insurance cost for Helios2 – 75/75. For details, please refer to the Contract and Information Folder.

Who is this fund for?

This fund may be right for a person seeking for a stable income return and moderate long-term capital appreciation and a turnkey solution containing many different asset classes.

How much does it cost?

The following tables show the fees and expenses you could pay to buy, own and withdraw Units of the fund. The ongoing fees and expenses are different for each guarantee.

Sales Charges and Withdrawal Fees

Fee Option	What you pay	How it works
No Load	You don't have to pay anything.	• There are no sales charges or withdrawal fees.
Fee Option A		• Your advisor and the distributor they do business with receive no sales commission.

Ongoing Fund Fees

The MER includes the management fees, operating expenses and taxes of the fund as well as the insurance cost for Helios2 – 75/75. You don't pay these expenses directly. The additional guarantee fees apply if you have chosen Helios2 – 75/100 i, Helios2 – 100/100 i or Helios2 – 75/100 GLWB and are paid out of the contract each month. They affect you because they reduce the return you get on your deposit. For more details about how the guarantees work, see the guarantees section in the Contract and Information Folder.

Guarantee	MER (annual rate as a % of the fund's value)	Additional guarantee fees
Helios2 – 75/75	1.72%	None if you choose only Helios2 – 75/75.
Helios2 – 75/100 i	If you choose Helios2 – 75/100 i, Helios2 – 100/100 i or Helios2 – 75/100 GLWB, you will have to pay both the MER and the additional guarantee fees.	0.30%
Helios2 – 100/100 i		0.65%
Helios2 – 75/100 GLWB*		1.05%

* The guarantee Helios2 – 75/100 GLWB is only available for switches of Units of contract Owners who already have this guarantee for their contract.

DFS GIF – CONSERVATIVE – DESJARDINS WISE ETF

Trailing Commission

Desjardins Financial Security pays your advisor and the distributor they do business with a trailing commission for as long as you own Units of the fund. It is for the services and advice they provide to you. The trailing commission is paid out of the management fees. Its amount depends on the market value of your Units:

- No Load (Fee Option A) – 0.90% of the market value of the Units attributed to this fee option each year.

Short Term Trading Fees

Short-term or frequent trading represents an expense for all Owners. Consequently, for short-term or frequent trading, we may charge a fee of 2% of the transaction amount, in addition to any applicable charges.

The Company also reserves the right to refuse to process this request.

Whether trading is short-term or frequent will be determined at our sole discretion according to our administrative rules in effect, including but this is not limited to switches or withdrawals of Units.

What if I change my mind?

You can change your mind about your deposit but you may have as little as two days to do so. Please see the [cover](#) of this document for details. This page also contains details on how to get more information. This Fund Facts is not complete without that page.

DFS GIF – MODERATE – DESJARDINS WISE ETF (formerly DFS GIF – Balanced – Desjardins Wise ETF)

Financial Information as at December 31, 2023

Quick Facts

Inception Date:

Fund: November 16, 2020
Series 7: November 16, 2020

Total Value (000's):

Series 7: 1

Net Asset Value per Unit:

Series 7: 4.96

Number of Units Outstanding

(000's):

Series 7: 0

Management Expense Ratio (MER):

Series 7: 1.78%

Portfolio Manager:

Desjardins Global Asset Management Inc.

Portfolio Turnover Rate

(of the Underlying Fund):

25.47%

Minimum Deposit:

Variable

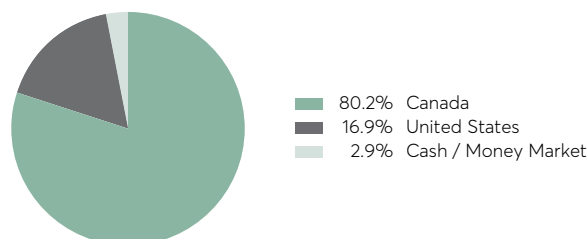
What does this fund invest in?

This fund invests in the Desjardins Wise Moderate ETF Portfolio. The Underlying Fund is mainly composed of exchange-traded funds investing in fixed-income (65%) and equity (35%) securities.

Top ten investments of the Underlying Fund	
Desjardins Canadian Universe Bond Index ETF	26.0%
Vanguard S&P 500 Index ETF	11.7%
Vanguard FTSE Canada All Cap Index ETF	10.7%
iShares Core Canadian Corporate Bond Index ETF	7.6%
Desjardins Global Total Return Bond Fund	6.2%
Vanguard Global ex-U.S. Aggregate Bond Index ETF	5.9%
iShares Core MSCI EAFE IMI Index ETF	5.8%
Vanguard U.S. Aggregate Bond Index ETF	3.9%
Desjardins Canadian Short Term Bond Index ETF	3.7%
Desjardins Global Equity Fund	3.4%
TOTAL	84.9%

TOTAL INVESTMENTS: 18

Investment Allocation as at December 31, 2023



How has the fund performed?

This section tells you how the fund has performed for a contract Owner who chose Helios2 – 75/75. Returns are after the MER has been deducted.

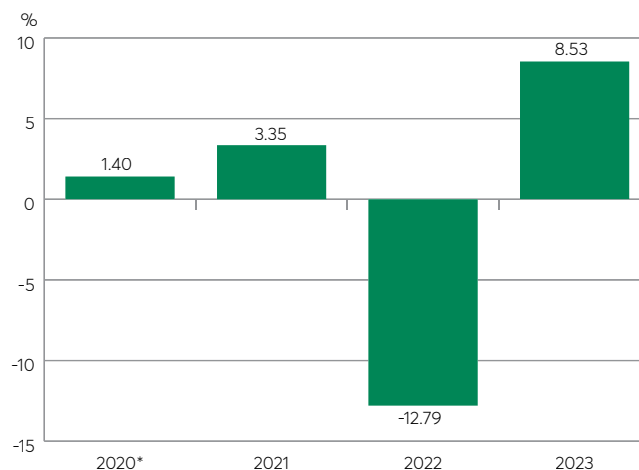
It's important to note that this doesn't tell you how the fund will perform in the future. Also, your actual return will depend on the guarantee you choose and on your personal tax situation.

Average return

A contract Owner who deposited \$1,000 in the fund and chose Helios2 – 75/75 on November 16, 2020 and Series 7 now has \$992. This works out to an average of -0.3% a year.

Year-by-year returns

This chart shows how the fund has performed in each of the past 4 years for a contract Owner who chose Helios2 – 75/75 and Series 7. Since November 16, 2020, the fund went up in value 3 years and down in value 1 year of the 4.



* Return is for a partial year from date first offered for sale for Series 7.

DFS GIF – MODERATE – DESJARDINS WISE ETF (formerly DFS GIF – Balanced – Desjardins Wise ETF)

How risky is it?

The value of your deposit can go down.

Low	Low to moderate	Moderate	Moderate to high	High
-----	------------------------	----------	------------------	------

Are there any guarantees?

This fund is being offered under an insurance contract. It comes with guarantees that may protect a contract Owner's deposit if markets go down. The MER includes the insurance cost for Helios2 – 75/75. For details, please refer to the Contract and Information Folder.

Who is this fund for?

This fund may be right for a person seeking for a regular income return and long-term capital appreciation and a turnkey solution containing many different asset classes.

How much does it cost?

The following tables show the fees and expenses you could pay to buy, own and withdraw Units of the fund. The ongoing fees and expenses are different for each guarantee.

Sales Charges and Withdrawal Fees

Fee Option	What you pay	How it works
No Load	You don't have to pay anything.	<ul style="list-style-type: none"> There are no sales charges or withdrawal fees.
Fee Option A		<ul style="list-style-type: none"> Your advisor and the distributor they do business with receive no sales commission.

Ongoing Fund Fees

The MER includes the management fees, operating expenses and taxes of the fund as well as the insurance cost for Helios2 – 75/75. You don't pay these expenses directly. The additional guarantee fees apply if you have chosen Helios2 – 75/100 i, Helios2 – 100/100 i or Helios2 – 75/100 GLWB and are paid out of the contract each month. They affect you because they reduce the return you get on your deposit. For more details about how the guarantees work, see the guarantees section in the Contract and Information Folder.

Guarantee	MER (annual rate as a % of the fund's value)	Additional guarantee fees
Helios2 – 75/75	1.78%	None if you choose only Helios2 – 75/75.
Helios2 – 75/100 i	If you choose Helios2 – 75/100 i, Helios2 – 100/100 i or Helios2 – 75/100 GLWB, you will have to pay both the MER and the additional guarantee fees.	0.50%
Helios2 – 100/100 i		0.85%
Helios2 – 75/100 GLWB*		1.15%

* The guarantee Helios2 – 75/100 GLWB is only available for switches of Units of contract Owners who already have this guarantee for their contract.

DFS GIF – MODERATE – DESJARDINS WISE ETF

(formerly DFS GIF – Balanced – Desjardins Wise ETF)

Trailing Commission

Desjardins Financial Security pays your advisor and the distributor they do business with a trailing commission for as long as you own Units of the fund. It is for the services and advice they provide to you. The trailing commission is paid out of the management fees. Its amount depends on the market value of your Units:

- No Load (Fee Option A) – 0.90% of the market value of the Units attributed to this fee option each year.

Short Term Trading Fees

Short-term or frequent trading represents an expense for all Owners. Consequently, for short-term or frequent trading, we may charge a fee of 2% of the transaction amount, in addition to any applicable charges.

The Company also reserves the right to refuse to process this request.

Whether trading is short-term or frequent will be determined at our sole discretion according to our administrative rules in effect, including but this is not limited to switches or withdrawals of Units.

What if I change my mind?

You can change your mind about your deposit but you may have as little as two days to do so. Please see the [cover](#) of this document for details. This page also contains details on how to get more information. This Fund Facts is not complete without that page.

DFS GIF – BALANCED – DESJARDINS WISE ETF

Financial Information as at July 31, 2024

Quick Facts

Inception Date:

Fund: November 25, 2024

Series 7: November 25, 2024

Total Value (000's):

Series 7: N/A

Net Asset Value per Unit:

Series 7: N/A

Number of Units Outstanding (000's):

Series 7: N/A

Management Expense Ratio (MER):

Series 7: 1.78%

Portfolio Manager:

Desjardins Global Asset Management Inc.

Portfolio Turnover Rate (of the Underlying Fund):

N/A

Minimum Deposit:

Variable

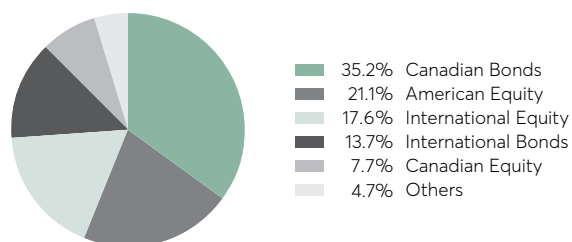
What does this fund invest in?

This fund invests in the Desjardins Wise Balanced 50 ETF Portfolio. The Underlying Fund is mainly composed of exchange-traded funds investing in fixed-income (50%) and equity (50%) securities.

Top ten investments of the Underlying Fund	
Desjardins Canadian Universe Bond Index ETF	22.8%
Vanguard S&P 500 ETF	13.3%
Vanguard FTSE Canada All Cap Index ETF	12.8%
iShares Core Canadian Corporate Bond Index ETF	7.3%
iShares Core MSCI EAFE IMI Index ETF	6.4%
Vanguard Global ex-U.S. Aggregate Bond Index ETF	5.1%
Desjardins Global Total Return Bond Fund	4.9%
Desjardins Global Equity Fund	4.0%
Vanguard U.S. Aggregate Bond Index ETF (CAD-hedged)	3.4%
iShares Core S&P Small-Cap ETF	3.1%
TOTAL	83.1%

TOTAL INVESTMENTS: 16

Investment Allocation as at July 31, 2024



How has the fund performed?

Since this fund will be launched on November 25, 2024 and the Underlying Fund was launched on April 15, 2024, no annual financial returns are available as at July 31, 2024.

Average return

N/A

Year-by-year returns

N/A

DFS GIF – BALANCED – DESJARDINS WISE ETF

How risky is it?

The value of your deposit can go down.

Low	Low to moderate	Moderate	Moderate to high	High
-----	------------------------	----------	------------------	------

Are there any guarantees?

This fund is being offered under an insurance contract. It comes with guarantees that may protect a contract Owner's deposit if markets go down. The MER includes the insurance cost for Helios2 – 75/75. For details, please refer to the Contract and Information Folder.

Who is this fund for?

This fund may be right for a person seeking for a balance between long-term capital appreciation and income return and a turnkey solution containing many different asset classes.

How much does it cost?

The following tables show the fees and expenses you could pay to buy, own and withdraw Units of the fund. The ongoing fees and expenses are different for each guarantee.

Sales Charges and Withdrawal Fees

Fee Option	What you pay	How it works
No Load	You don't have to pay anything.	• There are no sales charges or withdrawal fees.
Fee Option A		• Your advisor and the distributor they do business with receive no sales commission.

Ongoing Fund Fees

The MER includes the management fees, operating expenses and taxes of the fund as well as the insurance cost for Helios2 – 75/75. You don't pay these expenses directly. The additional guarantee fees apply if you have chosen Helios2 – 75/100 i, Helios2 – 100/100 i or Helios2 – 75/100 GLWB and are paid out of the contract each month. They affect you because they reduce the return you get on your deposit. For more details about how the guarantees work, see the guarantees section in the Contract and Information Folder.

Guarantee	MER (annual rate as a % of the fund's value)	Additional guarantee fees
Helios2 – 75/75	1.78%	None if you choose only Helios2 – 75/75.
Helios2 – 75/100 i	If you choose Helios2 – 75/100 i, Helios2 – 100/100 i or Helios2 – 75/100 GLWB, you will have to pay both the MER and the additional guarantee fees.	0.50%
Helios2 – 100/100 i		0.95%
Helios2 – 75/100 GLWB*		1.20%

* The guarantee Helios2 – 75/100 GLWB is only available for switches of Units of contract Owners who already have this guarantee for their contract.

DFS GIF – BALANCED – DESJARDINS WISE ETF

Trailing Commission

Desjardins Financial Security pays your advisor and the distributor they do business with a trailing commission for as long as you own Units of the fund. It is for the services and advice they provide to you. The trailing commission is paid out of the management fees. Its amount depends on the market value of your Units:

- No Load (Fee Option A) – 1.00% of the market value of the Units attributed to this fee option each year.

Short Term Trading Fees

Short-term or frequent trading represents an expense for all Owners. Consequently, for short-term or frequent trading, we may charge a fee of 2% of the transaction amount, in addition to any applicable charges.

The Company also reserves the right to refuse to process this request.

Whether trading is short-term or frequent will be determined at our sole discretion according to our administrative rules in effect, including but this is not limited to switches or withdrawals of Units.

What if I change my mind?

You can change your mind about your deposit but you may have as little as two days to do so. Please see the [cover](#) of this document for details. This page also contains details on how to get more information. This Fund Facts is not complete without that page.

DESJARDINS FINANCIAL SECURITY LIFE ASSURANCE COMPANY – HELIOS2 CONTRACT (SERIES 7) DFS GIF – GROWTH – DESJARDINS WISE ETF

Financial Information as at **December 31, 2023**

Quick Facts

Inception Date:

Fund: November 16, 2020

Series 7: November 16, 2020

Total Value (000's):

Series 7: 0.3

Net Asset Value per Unit:

Series 7: 5.26

Number of Units Outstanding (000's):

Series 7: 0

Management Expense Ratio (MER):

Series 7: 1.84%

Portfolio Manager:

Desjardins Global Asset Management Inc.

Portfolio Turnover Rate (of the Underlying Fund):

24.80%

Minimum Deposit:

Variable

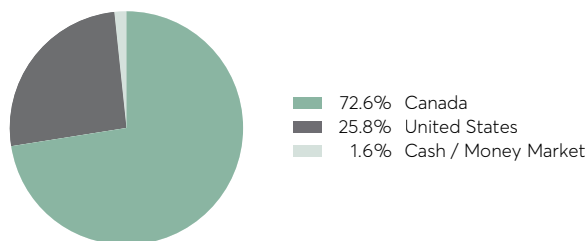
What does this fund invest in?

This fund invests in the Desjardins Wise Growth ETF Portfolio. The Underlying Fund is mainly composed of exchange-traded funds investing in equity (60%) and fixed-income (40%) securities.

Top ten investments of the Underlying Fund	
Vanguard S&P 500 Index ETF	17.3%
Vanguard FTSE Canada All Cap Index ETF	16.6%
Desjardins Canadian Universe Bond Index ETF	16.3%
iShares Core MSCI EAFE IMI Index ETF	8.4%
iShares Core Canadian Corporate Bond Index ETF	7.6%
Desjardins Global Equity Fund	5.1%
Vanguard U.S. Aggregate Bond Index ETF	4.8%
Desjardins Global Total Return Bond Fund	4.6%
iShares Core S&P Small-Cap ETF	3.8%
iShares Core MSCI Emerging Markets ETF	3.6%
TOTAL	88.1%

TOTAL INVESTMENTS: 17

Investment Allocation as at December 31, 2023



How has the fund performed?

This section tells you how the fund has performed for a contract Owner who chose Helios2 – 75/75. Returns are after the MER has been deducted.

It's important to note that this doesn't tell you how the fund will perform in the future. Also, your actual return will depend on the guarantee you choose and on your personal tax situation.

Average return

A contract Owner who deposited \$1,000 in the fund and chose Helios2 – 75/75 on November 16, 2020 and Series 7 now has \$1,052. This works out to an average of 1.6% a year.

Year-by-year returns

This chart shows how the fund has performed in each of the past 4 years for a contract Owner who chose Helios2 – 75/75 and Series 7. Since November 16, 2020, the fund went up in value 3 years and down in value 1 year of the 4.



* Return is for a partial year from date first offered for sale for Series 7.

DFS GIF – GROWTH – DESJARDINS WISE ETF

How risky is it?

The value of your deposit can go down.

Low	Low to moderate	Moderate	Moderate to high	High
-----	------------------------	----------	------------------	------

Are there any guarantees?

This fund is being offered under an insurance contract. It comes with guarantees that may protect a contract Owner's deposit if markets go down. The MER includes the insurance cost for Helios2 – 75/75. For details, please refer to the Contract and Information Folder.

Who is this fund for?

This fund may be right for a person seeking for long-term capital appreciation, an income return and a turnkey solution containing many different asset classes.

How much does it cost?

The following tables show the fees and expenses you could pay to buy, own and withdraw Units of the fund. The ongoing fees and expenses are different for each guarantee.

Sales Charges and Withdrawal Fees

Fee Option	What you pay	How it works
No Load	You don't have to pay anything.	• There are no sales charges or withdrawal fees.
Fee Option A		• Your advisor and the distributor they do business with receive no sales commission.

Ongoing Fund Fees

The MER includes the management fees, operating expenses and taxes of the fund as well as the insurance cost for Helios2 – 75/75. You don't pay these expenses directly. The additional guarantee fees apply if you have chosen Helios2 – 75/100 i, Helios2 – 100/100 i or Helios2 – 75/100 GLWB and are paid out of the contract each month. They affect you because they reduce the return you get on your deposit. For more details about how the guarantees work, see the guarantees section in the Contract and Information Folder.

Guarantee	MER (annual rate as a % of the fund's value)	Additional guarantee fees
Helios2 – 75/75	1.84%	None if you choose only Helios2 – 75/75.
Helios2 – 75/100 i	If you choose Helios2 – 75/100 i, Helios2 – 100/100 i or Helios2 – 75/100 GLWB, you will have to pay both the MER and the additional guarantee fees.	0.50%
Helios2 – 100/100 i		1.15%
Helios2 – 75/100 GLWB*		1.25%

* The guarantee Helios2 – 75/100 GLWB is only available for switches of Units of contract Owners who already have this guarantee for their contract.

DFS GIF – GROWTH – DESJARDINS WISE ETF

Trailing Commission

Desjardins Financial Security pays your advisor and the distributor they do business with a trailing commission for as long as you own Units of the fund. It is for the services and advice they provide to you. The trailing commission is paid out of the management fees. Its amount depends on the market value of your Units:

- No Load (Fee Option A) – 0.90% of the market value of the Units attributed to this fee option each year.

Short Term Trading Fees

Short-term or frequent trading represents an expense for all Owners. Consequently, for short-term or frequent trading, we may charge a fee of 2% of the transaction amount, in addition to any applicable charges.

The Company also reserves the right to refuse to process this request.

Whether trading is short-term or frequent will be determined at our sole discretion according to our administrative rules in effect, including but this is not limited to switches or withdrawals of Units.

What if I change my mind?

You can change your mind about your deposit but you may have as little as two days to do so. Please see the [cover](#) of this document for details. This page also contains details on how to get more information. This Fund Facts is not complete without that page.

DFS GIF – AGGRESSIVE – DESJARDINS WISE ETF (formerly DFS GIF – Maximum Growth – Desjardins Wise ETF)

Financial Information as at December 31, 2023

Quick Facts

Inception Date:

Fund: November 16, 2020

Series 7: November 16, 2020

Total Value (000's):

Series 7: 18

Net Asset Value per Unit:

Series 7: 5.58

Number of Units Outstanding

(000's):

Series 7: 3

Management Expense Ratio (MER):

Series 7: 1.90%

Portfolio Manager:

Desjardins Global Asset Management Inc.

Portfolio Turnover Rate

(of the Underlying Fund):

13.00%

Minimum Deposit:

Variable

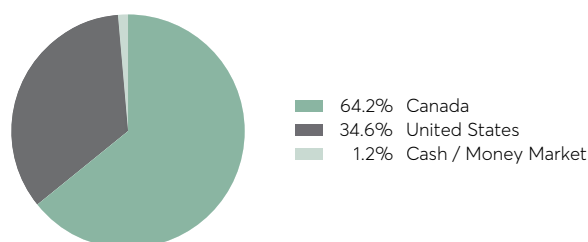
What does this fund invest in?

This fund invests in the Desjardins Wise Aggressive ETF Portfolio. The Underlying Fund is mainly composed of exchange-traded funds investing in equity (80%) and fixed-income (20%) securities.

Top ten investments of the Underlying Fund	
Vanguard FTSE Canada All Cap Index ETF	22.5%
Vanguard S&P 500 Index ETF	22.2%
iShares Core MSCI EAFE IMI Index ETF	10.8%
Desjardins Canadian Universe Bond Index ETF	6.8%
Desjardins Global Equity Fund	6.8%
iShares Core S&P Small-Cap ETF	5.5%
iShares Core MSCI Emerging Markets ETF	5.1%
iShares Core Canadian Corporate Bond Index ETF	4.6%
Vanguard Global ex-U.S. Aggregate Bond Index ETF	2.8%
Desjardins Global Tactical Bond Fund	2.5%
TOTAL	89.6%

TOTAL INVESTMENTS: 17

Investment Allocation as at December 31, 2023



How has the fund performed?

This section tells you how the fund has performed for a contract Owner who chose Helios2 – 75/75. Returns are after the MER has been deducted.

It's important to note that this doesn't tell you how the fund will perform in the future. Also, your actual return will depend on the guarantee you choose and on your personal tax situation.

Average return

A contract Owner who deposited \$1,000 in the fund and chose Helios2 – 75/75 on November 16, 2020 and Series 7 now has \$1,116. This works out to an average of 3.6% a year.

Year-by-year returns

This chart shows how the fund has performed in each of the past 4 years for a contract Owner who chose Helios2 – 75/75 and Series 7. Since November 16, 2020, the fund went up in value 3 years and down in value 1 year of the 4.



* Return is for a partial year from date first offered for sale for Series 7.

DFS GIF – AGGRESSIVE – DESJARDINS WISE ETF (formerly DFS GIF – Maximum Growth – Desjardins Wise ETF)

How risky is it?

The value of your deposit can go down.

Low	Low to moderate	Moderate	Moderate to high	High
-----	------------------------	----------	------------------	------

Are there any guarantees?

This fund is being offered under an insurance contract. It comes with guarantees that may protect a contract Owner's deposit if markets go down. The MER includes the insurance cost for Helios2 – 75/75. For details, please refer to the Contract and Information Folder.

Who is this fund for?

This fund may be right for a person focusing mainly on long-term capital appreciation and looking for a turnkey solution containing many different asset classes.

How much does it cost?

The following tables show the fees and expenses you could pay to buy, own and withdraw Units of the fund. The ongoing fees and expenses are different for each guarantee.

Sales Charges and Withdrawal Fees

Fee Option	What you pay	How it works
No Load	You don't have to pay anything.	• There are no sales charges or withdrawal fees.
Fee Option A		• Your advisor and the distributor they do business with receive no sales commission.

Ongoing Fund Fees

The MER includes the management fees, operating expenses and taxes of the fund as well as the insurance cost for Helios2 – 75/75. You don't pay these expenses directly. The additional guarantee fees apply if you have chosen Helios2 – 75/100 i or Helios2 – 100/100 i and are paid out of the contract each month. They affect you because they reduce the return you get on your deposit. For more details about how the guarantees work, see the guarantees section in the Contract and Information Folder.

Guarantee	MER (annual rate as a % of the fund's value)	Additional guarantee fees
Helios2 – 75/75	1.90%	None if you choose only Helios2 – 75/75.
Helios2 – 75/100 i	If you choose Helios2 – 75/100 i or Helios2 – 100/100 i, you will have to pay both the MER and the additional guarantee fees.	0.55%
Helios2 – 100/100 i		1.35%

DFS GIF – AGGRESSIVE – DESJARDINS WISE ETF (formerly DFS GIF – Maximum Growth – Desjardins Wise ETF)

Trailing Commission

Desjardins Financial Security pays your advisor and the distributor they do business with a trailing commission for as long as you own Units of the fund. It is for the services and advice they provide to you. The trailing commission is paid out of the management fees. Its amount depends on the market value of your Units:

- No Load (Fee Option A) – 0.90% of the market value of the Units attributed to this fee option each year.

Short Term Trading Fees

Short-term or frequent trading represents an expense for all Owners. Consequently, for short-term or frequent trading, we may charge a fee of 2% of the transaction amount, in addition to any applicable charges.

The Company also reserves the right to refuse to process this request.

Whether trading is short-term or frequent will be determined at our sole discretion according to our administrative rules in effect, including but this is not limited to switches or withdrawals of Units.

What if I change my mind?

You can change your mind about your deposit but you may have as little as two days to do so. Please see the [cover](#) of this document for details. This page also contains details on how to get more information. This Fund Facts is not complete without that page.

DESJARDINS FINANCIAL SECURITY LIFE ASSURANCE COMPANY – HELIOS2 CONTRACT (SERIES 7) DFS GIF – 100% EQUITY – DESJARDINS WISE ETF

Financial Information as at **December 31, 2023**

Quick Facts

Inception Date:

Fund: November 16, 2020

Series 7: November 16, 2020

Total Value (000's):

Series 7: 12

Net Asset Value per Unit:

Series 7: 5.93

Number of Units Outstanding (000's):

Series 7: 2

Management Expense Ratio (MER):

Series 7: 1.95%

Portfolio Manager:

Desjardins Global Asset Management Inc.

Portfolio Turnover Rate (of the Underlying Fund):

15.46%

Minimum Deposit:

Variable

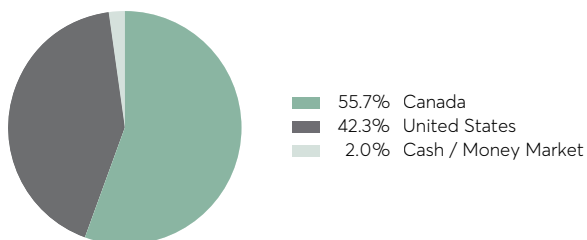
What does this fund invest in?

This fund invests in the Desjardins Wise 100% Equity ETF Portfolio. The Underlying Fund is mainly composed of exchange-traded funds investing in equity securities.

Top ten investments of the Underlying Fund	
Vanguard S&P 500 Index ETF	28.8%
Vanguard FTSE Canada All Cap Index ETF	28.7%
iShares Core MSCI EAFE IMI Index ETF	13.2%
Desjardins Global Equity Fund	8.3%
iShares Core MSCI Emerging Markets ETF	5.9%
iShares Core S&P Small-Cap ETF	5.8%
Desjardins Global Equity Growth Fund	2.8%
Desjardins Global Dividend Fund	2.7%
Cash and Cash Equivalents	2.0%
iShares MSCI EAFE Small-Cap ETF	1.8%
TOTAL	100.0%

TOTAL INVESTMENTS: 9

Investment Allocation as at December 31, 2023



How has the fund performed?

This section tells you how the fund has performed for a contract Owner who chose Helios2 – 75/75. Returns are after the MER has been deducted.

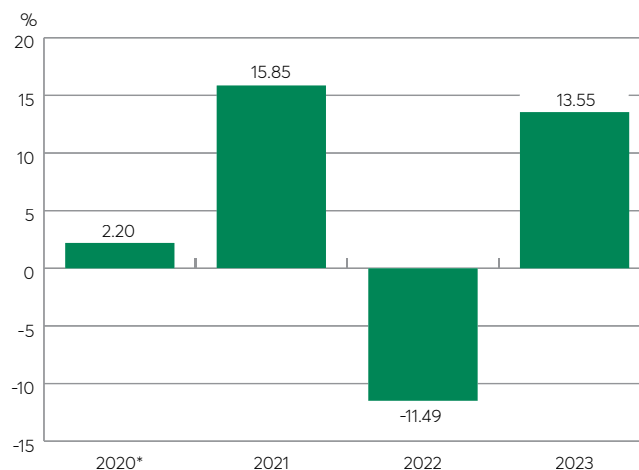
It's important to note that this doesn't tell you how the fund will perform in the future. Also, your actual return will depend on the guarantee you choose and on your personal tax situation.

Average return

A contract Owner who deposited \$1,000 in the fund and chose Helios2 – 75/75 on November 16, 2020 and Series 7 now has \$1,190. This works out to an average of 5.7% a year.

Year-by-year returns

This chart shows how the fund has performed in each of the past 4 years for a contract Owner who chose Helios2 – 75/75 and Series 7. Since November 16, 2020, the fund went up in value 3 years and down in value 1 year of the 4.



* Return is for a partial year from date first offered for sale for Series 7.

DFS GIF – 100% EQUITY – DESJARDINS WISE ETF

How risky is it?

The value of your deposit can go down.

Low	Low to moderate	Moderate	Moderate to high	High
-----	-----------------	-----------------	------------------	------

Are there any guarantees?

This fund is being offered under an insurance contract. It comes with guarantees that may protect a contract Owner's deposit if markets go down. The MER includes the insurance cost for Helios2 – 75/75. For details, please refer to the Contract and Information Folder.

Who is this fund for?

This fund may be right for a person seeking for long-term capital appreciation and a turnkey solution containing a diversified portfolio of equity securities.

How much does it cost?

The following tables show the fees and expenses you could pay to buy, own and withdraw Units of the fund. The ongoing fees and expenses are different for each guarantee.

Sales Charges and Withdrawal Fees

Fee Option	What you pay	How it works
No Load	You don't have to pay anything.	• There are no sales charges or withdrawal fees.
Fee Option A		• Your advisor and the distributor they do business with receive no sales commission.

Ongoing Fund Fees

The MER includes the management fees, operating expenses and taxes of the fund as well as the insurance cost for Helios2 – 75/75. You don't pay these expenses directly. The additional guarantee fees apply if you have chosen Helios2 – 75/100 i or Helios2 – 100/100 i and are paid out of the contract each month. They affect you because they reduce the return you get on your deposit. For more details about how the guarantees work, see the guarantees section in the Contract and Information Folder.

Guarantee	MER (annual rate as a % of the fund's value)	Additional guarantee fees
Helios2 – 75/75	1.95%	None if you choose only Helios2 – 75/75.
Helios2 – 75/100 i	If you choose Helios2 – 75/100 i or Helios2 – 100/100 i, you will have to pay both the MER and the additional guarantee fees.	0.55%
Helios2 – 100/100 i		1.35%

DFS GIF – 100% EQUITY – DESJARDINS WISE ETF

Trailing Commission

Desjardins Financial Security pays your advisor and the distributor they do business with a trailing commission for as long as you own Units of the fund. It is for the services and advice they provide to you. The trailing commission is paid out of the management fees. Its amount depends on the market value of your Units:

- No Load (Fee Option A) – 0.90% of the market value of the Units attributed to this fee option each year.

Short Term Trading Fees

Short-term or frequent trading represents an expense for all Owners. Consequently, for short-term or frequent trading, we may charge a fee of 2% of the transaction amount, in addition to any applicable charges.

The Company also reserves the right to refuse to process this request.

Whether trading is short-term or frequent will be determined at our sole discretion according to our administrative rules in effect, including but this is not limited to switches or withdrawals of Units.

What if I change my mind?

You can change your mind about your deposit but you may have as little as two days to do so. Please see the [cover](#) of this document for details. This page also contains details on how to get more information. This Fund Facts is not complete without that page.

DFS GIF – MONEY MARKET

Financial Information as at December 31, 2023

Quick Facts

Inception Date:

Fund: November 20, 1995

Series 7: February 24, 2014

Total Value (000's):

Series 7: 514

Net Asset Value per Unit:

Series 7: 5.62

Number of Units Outstanding (000's):

Series 7: 91

Management Expense Ratio (MER):

Series 7: 0.53%

Portfolio Manager:

Desjardins Global Asset Management Inc.

Portfolio Turnover Rate (of the Underlying Fund):

787.50%

Minimum Deposit:

Variable

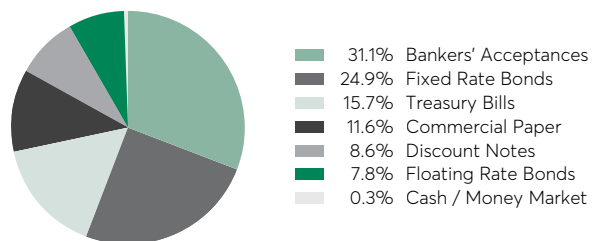
What does this fund invest in?

This fund invests in the DGIA Money Market Fund. The Underlying Fund invests in Canadian treasury bills and bankers acceptances.

Top ten investments of the Underlying Fund	
HSBC Bank Canada, Banker's Acceptance, January 15, 2024	7.7%
Altalink, 3.399%, June 6, 2024	7.7%
Canada Treasury Bills, April 11, 2024	7.1%
OMERS Realty, 2.858%, February 23, 2024	6.8%
Toyota Credit Canada, Commercial Paper, September 3, 2024	5.0%
Canadian Imperial Bank of Commerce, Banker's Acceptance, January 29, 2024	4.9%
Toronto-Dominion Bank, 2.850%, March 8, 2024	4.7%
Bank of Montreal, 2.850%, March 6, 2024	4.5%
Royal Bank of Canada, Banker's Acceptance, February 5, 2024	3.8%
National Bank of Canada, Floating Rate, October 21, 2024	3.5%
TOTAL	55.7%

TOTAL INVESTMENTS: 47

Investment Allocation as at December 31, 2023



How has the fund performed?

This section tells you how the fund has performed for a contract Owner who chose Helios2 – 75/75. Returns are after the MER has been deducted.

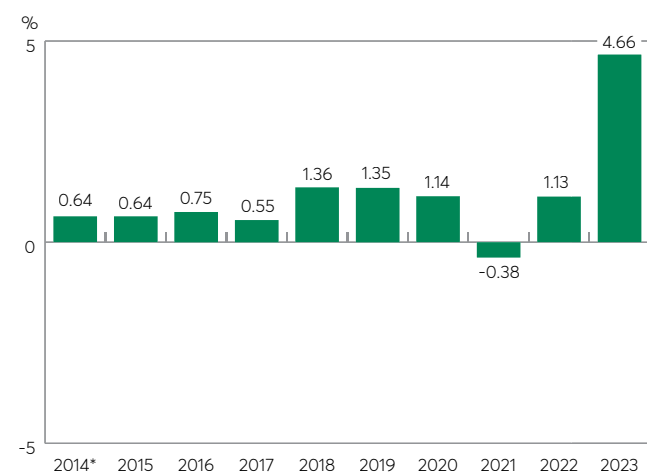
It's important to note that this doesn't tell you how the fund will perform in the future. Also, your actual return will depend on the guarantee you choose and on your personal tax situation.

Average return

A contract Owner who deposited \$1,000 in the fund and chose Helios2 – 75/75 on February 24, 2014 and Series 7 now has \$1,124. This works out to an average of 1.2% a year.

Year-by-year returns

This chart shows how the fund has performed in each of the past 10 years for a contract Owner who chose Helios2 – 75/75 and Series 7. Since February 24, 2014, the fund went up in value 9 years and down in value 1 year of the 10.



* Return is for a partial year from date first offered for sale for Series 7.

DFS GIF – MONEY MARKET

How risky is it?

The value of your deposit can go down.

Low	Low to moderate	Moderate	Moderate to high	High
-----	-----------------	----------	------------------	------

Are there any guarantees?

This fund is being offered under an insurance contract. It comes with guarantees that may protect a contract Owner's deposit if markets go down. The MER includes the insurance cost for Helios2 – 75/75. For details, please refer to the Contract and Information Folder.

Who is this fund for?

This fund may be right for a person seeking liquidity and security of capital.

How much does it cost?

The following tables show the fees and expenses you could pay to buy, own and withdraw Units of the fund. The ongoing fees and expenses are different for each guarantee.

Sales Charges and Withdrawal Fees

Fee Option	What you pay	How it works
No Load	You don't have to pay anything.	• There are no sales charges or withdrawal fees.
Fee Option A		• Your advisor and the distributor they do business with receive no sales commission.

Ongoing Fund Fees

The MER includes the management fees, operating expenses and taxes of the fund as well as the insurance cost for Helios2 – 75/75. You don't pay these expenses directly. The additional guarantee fees apply if you have chosen Helios2 – 75/100 i, Helios2 – 100/100 i or Helios2 – 75/100 GLWB and are paid out of the contract each month. They affect you because they reduce the return you get on your deposit. For more details about how the guarantees work, see the guarantees section in the Contract and Information Folder.

Guarantee	MER (annual rate as a % of the fund's value)	Additional guarantee fees
Helios2 – 75/75	0.53%	None if you choose only Helios2 – 75/75.
Helios2 – 75/100 i	If you choose Helios2 – 75/100 i, Helios2 – 100/100 i or Helios2 – 75/100 GLWB, you will have to pay both the MER and the additional guarantee fees.	0.15%
Helios2 – 100/100 i		0.30%
Helios2 – 75/100 GLWB*		0.30%

* The guarantee Helios2 – 75/100 GLWB is only available for switches of Units of contract Owners who already have this guarantee for their contract.

DFS GIF – MONEY MARKET

Trailing Commission

Desjardins Financial Security pays your advisor and the distributor they do business with a trailing commission for as long as you own Units of the fund. It is for the services and advice they provide to you. The trailing commission is paid out of the management fees. Its amount depends on the market value of your Units:

- No Load (Fee Option A) – 0.20% of the market value of the Units attributed to this fee option each year.

Short Term Trading Fees

Short-term or frequent trading represents an expense for all Owners. Consequently, for short-term or frequent trading, we may charge a fee of 2% of the transaction amount, in addition to any applicable charges.

The Company also reserves the right to refuse to process this request.

Whether trading is short-term or frequent will be determined at our sole discretion according to our administrative rules in effect, including but this is not limited to switches or withdrawals of Units.

What if I change my mind?

You can change your mind about your deposit but you may have as little as two days to do so. Please see the [cover](#) of this document for details. This page also contains details on how to get more information. This Fund Facts is not complete without that page.

DFS GIF – CANADIAN BOND

Financial Information as at **December 31, 2023**

Quick Facts

Inception Date:

Fund: October 16, 2015

Series 7: October 16, 2015

Total Value (000's):

Series 7: 305

Net Asset Value per Unit:

Series 7: 5.29

Number of Units Outstanding (000's):

Series 7: 58

Management Expense Ratio (MER):

Series 7: 1.14%

Portfolio Manager:

Desjardins Global Asset Management Inc.

Portfolio Turnover Rate (of the Underlying Fund):

172.20%

Minimum Deposit:

Variable

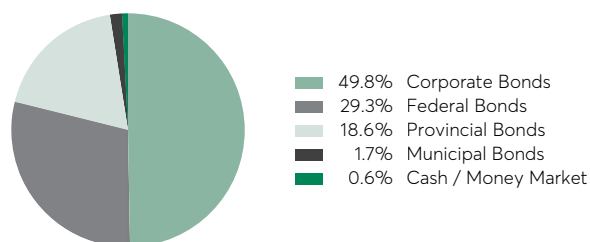
What does this fund invest in?

This fund invests in the DGIA Canadian Bond Fund. The Underlying Fund invests in Canadian government and corporate bonds.

Top ten investments of the Underlying Fund	
Canada Housing Trust, 1.250%, June 15, 2026	6.4%
Province of Ontario, 4.700%, June 2, 2037	3.9%
Government of Canada, 2.000%, June 1, 2032	3.8%
Government of Canada, 1.500%, June 1, 2025	3.7%
Government of Canada, 1.250%, June 1, 2030	2.9%
Scotiabank, 2.950%, March 8, 2027	2.4%
Canada Housing Trust, 2.100%, September 15, 2029	2.3%
Canadian Imperial Bank of Commerce, 2.250%, January 7, 2027	1.9%
Toronto-Dominion Bank, 2.260%, January 7, 2027	1.8%
Bank of Montreal, 3.650%, April 1, 2027	1.5%
TOTAL	30.6%

TOTAL INVESTMENTS: 401

Investment Allocation as at December 31, 2023



How has the fund performed?

This section tells you how the fund has performed for a contract Owner who chose Helios2 – 75/75. Returns are after the MER has been deducted.

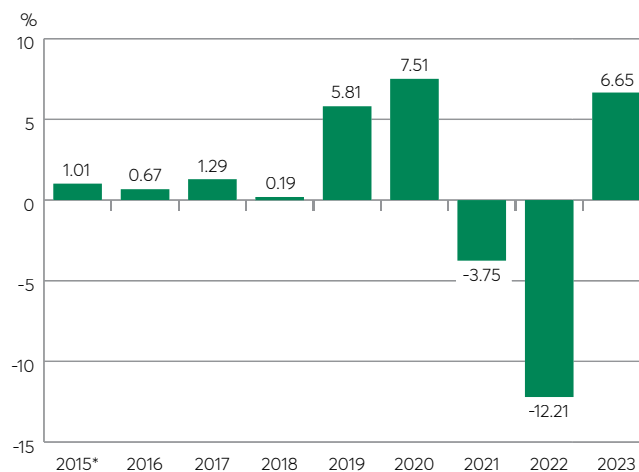
It's important to note that this doesn't tell you how the fund will perform in the future. Also, your actual return will depend on the guarantee you choose and on your personal tax situation.

Average return

A contract Owner who deposited \$1,000 in the fund and chose Helios2 – 75/75 on October 16, 2015 and Series 7 now has \$1,058. This works out to an average of 0.7% a year.

Year-by-year returns

This chart shows how the fund has performed in each of the past 9 years for a contract Owner who chose Helios2 – 75/75 and Series 7. Since October 16, 2015, the fund went up in value 7 years and down in value 2 years of the 9.



* Return is for a partial year from date first offered for sale for Series 7.

DFS GIF – CANADIAN BOND

How risky is it?

The value of your deposit can go down.

Low	Low to moderate	Moderate	Moderate to high	High
-----	-----------------	----------	------------------	------

Are there any guarantees?

This fund is being offered under an insurance contract. It comes with guarantees that may protect a contract Owner's deposit if markets go down. The MER includes the insurance cost for Helios2 – 75/75. For details, please refer to the Contract and Information Folder.

Who is this fund for?

This fund may be right for a person seeking interest income and stability of capital.

How much does it cost?

The following tables show the fees and expenses you could pay to buy, own and withdraw Units of the fund. The ongoing fees and expenses are different for each guarantee.

Sales Charges and Withdrawal Fees

Fee Option	What you pay	How it works
No Load	You don't have to pay anything.	• There are no sales charges or withdrawal fees.
Fee Option A		• Your advisor and the distributor they do business with receive no sales commission.

Ongoing Fund Fees

The MER includes the management fees, operating expenses and taxes of the fund as well as the insurance cost for Helios2 – 75/75. You don't pay these expenses directly. The additional guarantee fees apply if you have chosen Helios2 – 75/100 i, Helios2 – 100/100 i or Helios2 – 75/100 GLWB and are paid out of the contract each month. They affect you because they reduce the return you get on your deposit. For more details about how the guarantees work, see the guarantees section in the Contract and Information Folder.

Guarantee	MER (annual rate as a % of the fund's value)	Additional guarantee fees
Helios2 – 75/75	1.14%	None if you choose only Helios2 – 75/75.
Helios2 – 75/100 i	If you choose Helios2 – 75/100 i, Helios2 – 100/100 i or Helios2 – 75/100 GLWB, you will have to pay both the MER and the additional guarantee fees.	0.20%
Helios2 – 100/100 i		0.45%
Helios2 – 75/100 GLWB*		0.55%

* The guarantee Helios2 – 75/100 GLWB is only available for switches of Units of contract Owners who already have this guarantee for their contract.

DFS GIF – CANADIAN BOND

Trailing Commission

Desjardins Financial Security pays your advisor and the distributor they do business with a trailing commission for as long as you own Units of the fund. It is for the services and advice they provide to you. The trailing commission is paid out of the management fees. Its amount depends on the market value of your Units:

- No Load (Fee Option A) – 0.45% of the market value of the Units attributed to this fee option each year.

Short Term Trading Fees

Short-term or frequent trading represents an expense for all Owners. Consequently, for short-term or frequent trading, we may charge a fee of 2% of the transaction amount, in addition to any applicable charges.

The Company also reserves the right to refuse to process this request.

Whether trading is short-term or frequent will be determined at our sole discretion according to our administrative rules in effect, including but this is not limited to switches or withdrawals of Units.

What if I change my mind?

You can change your mind about your deposit but you may have as little as two days to do so. Please see the [cover](#) of this document for details. This page also contains details on how to get more information. This Fund Facts is not complete without that page.

DESJARDINS FINANCIAL SECURITY LIFE ASSURANCE COMPANY – HELIOS2 CONTRACT (SERIES 7) DFS GIF – GLOBAL TACTICAL BOND – DESJARDINS

Financial Information as at **December 31, 2023**

Quick Facts

Inception Date:

Fund: September 23, 2019

Series 7: September 23, 2019

Total Value (000's):

Series 7: 3,001

Net Asset Value per Unit:

Series 7: 5.03

Number of Units Outstanding (000's):

Series 7: 596

Management Expense Ratio (MER):

Series 7: 1.58%

Portfolio Manager:

Desjardins Global Asset Management Inc.

Portfolio Sub-Advisor:

PIMCO Canada Corp.

Portfolio Turnover Rate (of the Underlying Fund):

82.82%

Minimum Deposit:

Variable

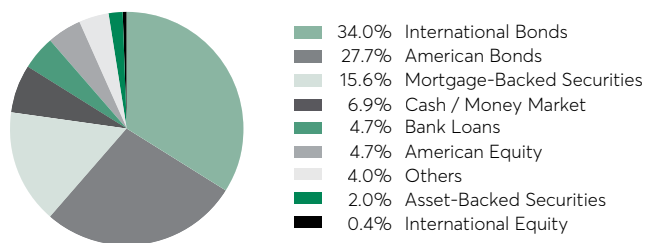
What does this fund invest in?

This fund invests in the Desjardins Global Tactical Bond Fund. The Underlying Fund invests primarily in global credit markets including, without limitation, investment-grade corporate bonds, high-yield corporate bonds and emerging market bonds.

Top ten investments of the Underlying Fund	
U.S. Treasury Bonds, 4.000%, November 15, 2042	4.4%
U.S. Treasury Bonds, 4.000%, November 15, 2052	3.5%
Derivative Financial Instruments	3.3%
AMSURG	3.0%
U.S. Treasury Bonds, Inflation-Indexed, April 15, 2024	2.1%
Eurosail, Floating Rate, March 13, 2045	2.0%
Wesco Aircraft Holdings, 10.500%, November 15, 2026	1.7%
Peru LNG, 5.375%, March 22, 2030	1.6%
Magyar Export-Import Bank, 6.000%, May 16, 2029	1.3%
VICI Properties, 3.875%, February 15, 2029	1.3%
TOTAL	24.2%

TOTAL INVESTMENTS: 252

Investment Allocation as at December 31, 2023



How has the fund performed?

This section tells you how the fund has performed for a contract Owner who chose Helios2 – 75/75. Returns are after the MER has been deducted.

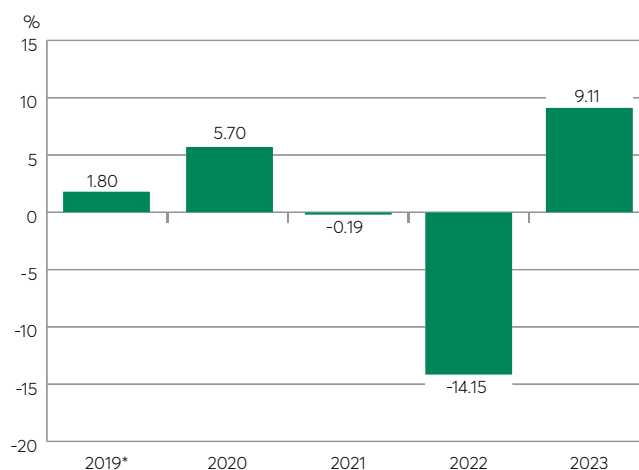
It's important to note that this doesn't tell you how the fund will perform in the future. Also, your actual return will depend on the guarantee you choose and on your personal tax situation.

Average return

A contract Owner who deposited \$1,000 in the fund and chose Helios2 – 75/75 on September 23, 2019 and Series 7 now has \$1,006. This works out to an average of 0.1% a year.

Year-by-year returns

This chart shows how the fund has performed in each of the past 5 years for a contract Owner who chose Helios2 – 75/75 and Series 7. Since September 23, 2019, the fund went up in value 3 years and down in value 2 years of the 5.



* Return is for a partial year from date first offered for sale for Series 7.

DFS GIF – GLOBAL TACTICAL BOND – DESJARDINS

Trailing Commission

Desjardins Financial Security pays your advisor and the distributor they do business with a trailing commission for as long as you own Units of the fund. It is for the services and advice they provide to you. The trailing commission is paid out of the management fees. Its amount depends on the market value of your Units:

- No Load (Fee Option A) – 0.45% of the market value of the Units attributed to this fee option each year.

Short Term Trading Fees

Short-term or frequent trading represents an expense for all Owners. Consequently, for short-term or frequent trading, we may charge a fee of 2% of the transaction amount, in addition to any applicable charges.

The Company also reserves the right to refuse to process this request.

Whether trading is short-term or frequent will be determined at our sole discretion according to our administrative rules in effect, including but this is not limited to switches or withdrawals of Units.

What if I change my mind?

You can change your mind about your deposit but you may have as little as two days to do so. Please see the [cover](#) of this document for details. This page also contains details on how to get more information. This Fund Facts is not complete without that page.

DESJARDINS FINANCIAL SECURITY LIFE ASSURANCE COMPANY – HELIOS2 CONTRACT (SERIES 7) DFS GIF – DIVERSIFIED INCOME – FRANKLIN QUOTENTIAL*

Financial Information as at **December 31, 2023**

*** This fund is not available for new deposits or fund switches**

Quick Facts

Inception Date:

Fund: October 30, 2000
Series 7: February 24, 2014

Total Value (000's):

Series 7: 2,456

Net Asset Value per Unit:

Series 7: 5.86

Number of Units Outstanding

(000's):
Series 7: 419

Management Expense Ratio (MER):

Series 7: 2.15%

Portfolio Manager:

Franklin Templeton Investments Corp.

Portfolio Turnover Rate

(of the Underlying Fund):
8.63%

Minimum Deposit:

Variable

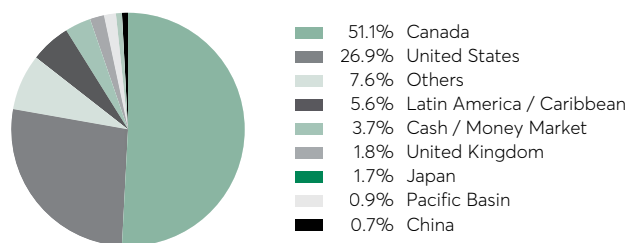
What does this fund invest in?

This fund invests in the Franklin Quotential Diversified Income Portfolio. The Underlying Fund invests in bond (80%) and equity (20%) funds.

Top ten investments of the Underlying Fund	
Franklin ClearBridge Core Plus Bond Fund	30.0%
Franklin ClearBridge Canadian Government Bond Fund	17.3%
Franklin Global Core Bond Fund	9.3%
Franklin ClearBridge Short Duration Bond Fund	5.2%
Franklin Brandywine Global Sustainable Income Optimiser Fund	4.6%
Franklin Western Asset Core Plus Bond Fund	4.6%
Franklin U.S. Core Equity Fund	3.5%
Franklin ClearBridge Canadian Equity Fund	2.8%
Franklin FTSE U.S. Index ETF	2.4%
Franklin U.S. Rising Dividends Fund	2.1%
TOTAL	81.8%

TOTAL INVESTMENTS: 21

Investment Allocation as at December 31, 2023



How has the fund performed?

This section tells you how the fund has performed for a contract Owner who chose Helios2 – 75/75. Returns are after the MER has been deducted.

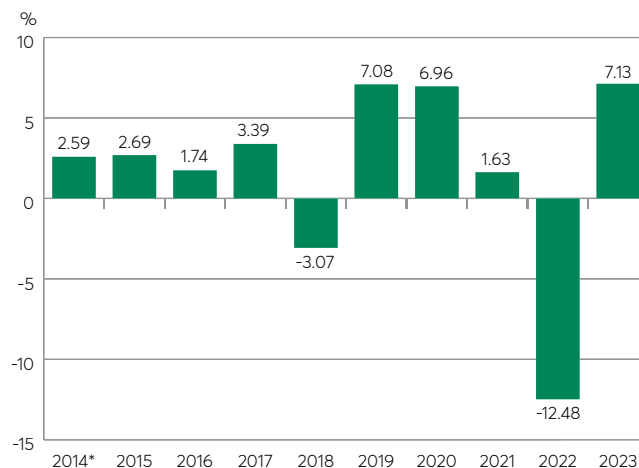
It's important to note that this doesn't tell you how the fund will perform in the future. Also, your actual return will depend on the guarantee you choose and on your personal tax situation.

Average return

A contract Owner who deposited \$1,000 in the fund and chose Helios2 – 75/75 on February 24, 2014 and Series 7 now has \$1,172. This works out to an average of 1.6% a year.

Year-by-year returns

This chart shows how the fund has performed in each of the past 10 years for a contract Owner who chose Helios2 – 75/75 and Series 7. Since February 24, 2014, the fund went up in value 8 years and down in value 2 years of the 10.



* Return is for a partial year from date first offered for sale for Series 7.

DFS GIF – DIVERSIFIED INCOME – FRANKLIN QUOTENTIAL

How risky is it?

The value of your deposit can go down.

Low	Low to Moderate	Moderate	Moderate to high	High
------------	-----------------	----------	------------------	------

Are there any guarantees?

This fund is being offered under an insurance contract. It comes with guarantees that may protect a contract Owner's deposit if markets go down. The MER includes the insurance cost for Helios2 – 75/75. For details, please refer to the Contract and Information Folder.

Who is this fund for?

This fund may be right for a person seeking security of capital.

How much does it cost?

The following tables show the fees and expenses you could pay to buy, own and withdraw Units of the fund. The ongoing fees and expenses are different for each guarantee.

Sales Charges and Withdrawal Fees

Fee Option	What you pay	How it works
No Load	You don't have to pay anything.	<ul style="list-style-type: none"> • There are no sales charges or withdrawal fees. • Your advisor and the distributor they do business with receive no sales commission.
Fee Option A		

Ongoing Fund Fees

The MER includes the management fees, operating expenses and taxes of the fund as well as the insurance cost for Helios2 – 75/75. You don't pay these expenses directly. The additional guarantee fees apply if you have chosen Helios2 – 75/100 i or Helios2 – 75/100 GLWB and are paid out of the contract each month. They affect you because they reduce the return you get on your deposit. For more details about how the guarantees work, see the guarantees section in the Contract and Information Folder.

Guarantee	MER (annual rate as a % of the fund's value)	Additional guarantee fees
Helios2 – 75/75	2.15%	None if you choose only Helios2 – 75/75.
Helios2 – 75/100 i	If you choose Helios2 – 75/100 i or Helios2 – 75/100 GLWB, you will have to pay both the MER and the additional guarantee fees.	0.45%
Helios2 – 75/100 GLWB		1.05%

DFS GIF – DIVERSIFIED INCOME – FRANKLIN QUOTENTIAL

Trailing Commission

Desjardins Financial Security pays your advisor and the distributor they do business with a trailing commission for as long as you own Units of the fund. It is for the services and advice they provide to you. The trailing commission is paid out of the management fees. Its amount depends on the market value of your Units:

- No Load (Fee Option A) – 0.90% of the market value of the Units attributed to this fee option each year.

Short Term Trading Fees

Short-term or frequent trading represents an expense for all Owners. Consequently, for short-term or frequent trading, we may charge a fee of 2% of the transaction amount, in addition to any applicable charges.

The Company also reserves the right to refuse to process this request.

Whether trading is short-term or frequent will be determined at our sole discretion according to our administrative rules in effect, including but this is not limited to switches or withdrawals of Units.

What if I change my mind?

You can change your mind about your deposit but you may have as little as two days to do so. Please see the [cover](#) of this document for details. This page also contains details on how to get more information. This Fund Facts is not complete without that page.

DESJARDINS FINANCIAL SECURITY LIFE ASSURANCE COMPANY – HELIOS2 CONTRACT (SERIES 7) DFS GIF – BALANCED INCOME – FRANKLIN QUOTENTIAL*

Financial Information as at **December 31, 2023**

*** This fund is not available for new deposits or fund switches**

Quick Facts

Inception Date:

Fund: October 30, 2000
Series 7: February 24, 2014

Total Value (000's):

Series 7: 3,306

Net Asset Value per Unit:

Series 7: 6.46

Number of Units Outstanding

(000's):

Series 7: 512

Management Expense Ratio (MER):

Series 7: 2.21%

Portfolio Manager:

Franklin Templeton Investments Corp.

Portfolio Turnover Rate

(of the Underlying Fund):

11.24%

Minimum Deposit:

Variable

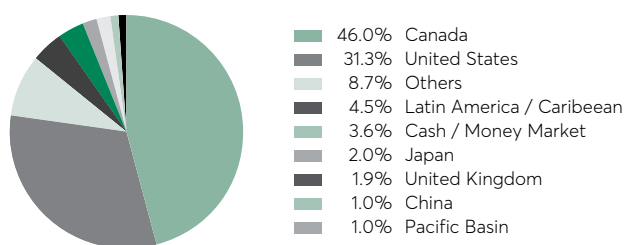
What does this fund invest in?

This fund invests in the Franklin Quotential Balanced Income Portfolio. The Underlying Fund invests in bond (60%) and equity (40%) funds.

Top ten investments of the Underlying Fund	
Franklin ClearBridge Core Plus Bond Fund	24.0%
Franklin ClearBridge Canadian Government Bond Fund	13.9%
Franklin Global Core Bond Fund	7.0%
Franklin U.S. Core Equity Fund	5.5%
Franklin ClearBridge Canadian Equity Fund	4.4%
Franklin ClearBridge Short Duration Bond Fund	4.2%
Franklin FTSE U.S. Index ETF	3.7%
Franklin Western Asset Core Plus Bond Fund	3.5%
Franklin Brandywine Global Sustainable Income Optimiser Fund	3.5%
Franklin U.S. Rising Dividends Fund	3.3%
TOTAL	73.0%

TOTAL INVESTMENTS: 21

Investment Allocation as at December 31, 2023



How has the fund performed?

This section tells you how the fund has performed for a contract Owner who chose Helios2 – 75/75. Returns are after the MER has been deducted.

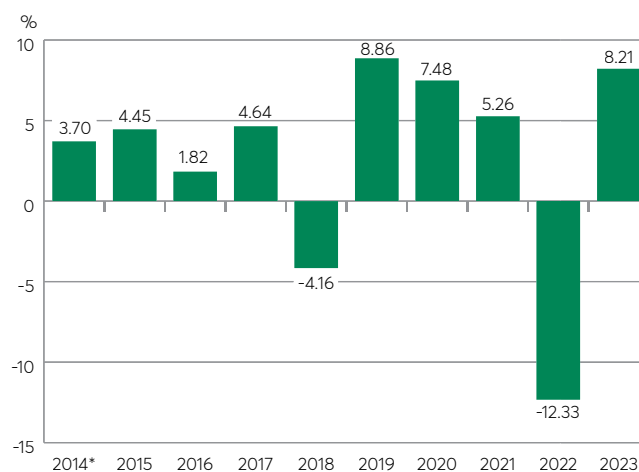
It's important to note that this doesn't tell you how the fund will perform in the future. Also, your actual return will depend on the guarantee you choose and on your personal tax situation.

Average return

A contract Owner who deposited \$1,000 in the fund and chose Helios2 – 75/75 on February 24, 2014 and Series 7 now has \$1,292. This works out to an average of 2.6% a year.

Year-by-year returns

This chart shows how the fund has performed in each of the past 10 years for a contract Owner who chose Helios2 – 75/75 and Series 7. Since February 24, 2014, the fund went up in value 8 years and down in value 2 years of the 10.



* Return is for a partial year from date first offered for sale for Series 7.

DFS GIF – BALANCED INCOME – FRANKLIN QUOTENTIAL

How risky is it?

The value of your deposit can go down.

Low	Low to moderate	Moderate	Moderate to high	High
-----	------------------------	----------	------------------	------

Are there any guarantees?

This fund is being offered under an insurance contract. It comes with guarantees that may protect a contract Owner's deposit if markets go down. The MER includes the insurance cost for Helios2 – 75/75. For details, please refer to the Contract and Information Folder.

Who is this fund for?

This fund may be right for a person seeking security and potential long-term capital growth.

How much does it cost?

The following tables show the fees and expenses you could pay to buy, own and withdraw Units of the fund. The ongoing fees and expenses are different for each guarantee.

Sales Charges and Withdrawal Fees

Fee Option	What you pay	How it works
No Load	You don't have to pay anything.	• There are no sales charges or withdrawal fees.
Fee Option A		• Your advisor and the distributor they do business with receive no sales commission.

Ongoing Fund Fees

The MER includes the management fees, operating expenses and taxes of the fund as well as the insurance cost for Helios2 – 75/75. You don't pay these expenses directly. The additional guarantee fees apply if you have chosen Helios2 – 75/100 i or Helios2 – 75/100 GLWB and are paid out of the contract each month. They affect you because they reduce the return you get on your deposit. For more details about how the guarantees work, see the guarantees section in the Contract and Information Folder.

Guarantee	MER (annual rate as a % of the fund's value)	Additional guarantee fees
Helios2 – 75/75	2.21%	None if you choose only Helios2 – 75/75.
Helios2 – 75/100 i	If you choose Helios2 – 75/100 i or Helios2 – 75/100 GLWB, you will have to pay both the MER and the additional guarantee fees.	0.45%
Helios2 – 75/100 GLWB		1.10%

DFS GIF – BALANCED INCOME – FRANKLIN QUOTENTIAL

Trailing Commission

Desjardins Financial Security pays your advisor and the distributor they do business with a trailing commission for as long as you own Units of the fund. It is for the services and advice they provide to you. The trailing commission is paid out of the management fees. Its amount depends on the market value of your Units:

- No Load (Fee Option A) – 0.90% of the market value of the Units attributed to this fee option each year.

Short Term Trading Fees

Short-term or frequent trading represents an expense for all Owners. Consequently, for short-term or frequent trading, we may charge a fee of 2% of the transaction amount, in addition to any applicable charges.

The Company also reserves the right to refuse to process this request.

Whether trading is short-term or frequent will be determined at our sole discretion according to our administrative rules in effect, including but this is not limited to switches or withdrawals of Units.

What if I change my mind?

You can change your mind about your deposit but you may have as little as two days to do so. Please see the [cover](#) of this document for details. This page also contains details on how to get more information. This Fund Facts is not complete without that page.

DESJARDINS FINANCIAL SECURITY LIFE ASSURANCE COMPANY – HELIOS2 CONTRACT (SERIES 7) DFS GIF – CANADIAN BALANCED – FIDELITY

Financial Information as at **December 31, 2023**

Quick Facts

Inception Date:

Fund: December 1, 2008

Series 7: February 24, 2014

Total Value (000's):

Series 7: 4,013

Net Asset Value per Unit:

Series 7: 7.88

Number of Units Outstanding (000's):

Series 7: 509

Management Expense Ratio (MER):

Series 7: 2.17%

Portfolio Manager:

Fidelity Investments Canada ULC

Portfolio Turnover Rate:

3.47%

Minimum Deposit:

Variable

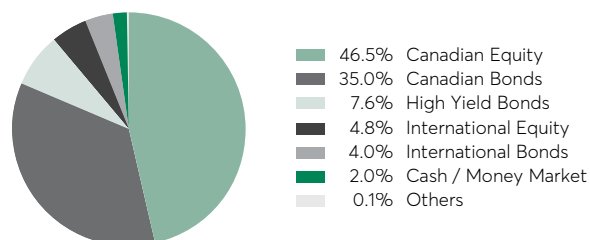
What does this fund invest in?

This fund invests in the Fidelity Canadian Balanced Fund. The Underlying Fund invests in Canadian bonds (40%), Canadian equities (50%), as well as high yield bonds (10%).

Top ten investments of the Underlying Fund	
Constellation Software	3.5%
Canadian Natural Resources	3.4%
Shopify	3.1%
Canadian National Railway Company	2.8%
Restaurant Brands International	1.9%
Dollarama	1.8%
Brookfield Corporation	1.7%
Microsoft Corporation	1.7%
Teck Resources	1.5%
Toronto-Dominion Bank	1.5%
TOTAL	22.9%

TOTAL INVESTMENTS: 1,194

Investment Allocation as at December 31, 2023



How has the fund performed?

This section tells you how the fund has performed for a contract Owner who chose Helios2 – 75/75. Returns are after the MER has been deducted.

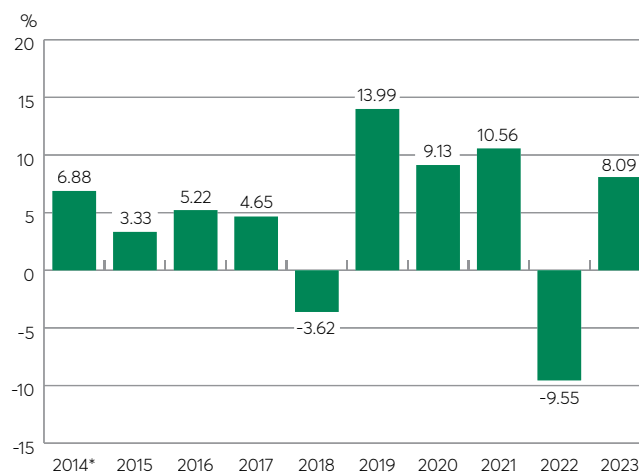
It's important to note that this doesn't tell you how the fund will perform in the future. Also, your actual return will depend on the guarantee you choose and on your personal tax situation.

Average return

A contract Owner who deposited \$1,000 in the fund and chose Helios2 – 75/75 on February 24, 2014 and Series 7 now has \$1,576. This works out to an average of 4.7% a year.

Year-by-year returns

This chart shows how the fund has performed in each of the past 10 years for a contract Owner who chose Helios2 – 75/75 and Series 7. Since February 24, 2014, the fund went up in value 8 years and down in value 2 years of the 10.



* Return is for a partial year from date first offered for sale for Series 7.

DFS GIF – CANADIAN BALANCED – FIDELITY

How risky is it?

The value of your deposit can go down.

Low	Low to moderate	Moderate	Moderate to high	High
-----	------------------------	----------	------------------	------

Are there any guarantees?

This fund is being offered under an insurance contract. It comes with guarantees that may protect a contract Owner's deposit if markets go down. The MER includes the insurance cost for Helios2 – 75/75. For details, please refer to the Contract and Information Folder.

Who is this fund for?

This fund may be right for a person seeking long-term capital growth and who wants the convenience of a diversified portfolio in a single fund.

How much does it cost?

The following tables show the fees and expenses you could pay to buy, own and withdraw Units of the fund. The ongoing fees and expenses are different for each guarantee.

Sales Charges and Withdrawal Fees

Fee Option	What you pay	How it works
No Load	You don't have to pay anything.	<ul style="list-style-type: none">• There are no sales charges or withdrawal fees.
Fee Option A		<ul style="list-style-type: none">• Your advisor and the distributor they do business with receive no sales commission.

Ongoing Fund Fees

The MER includes the management fees, operating expenses and taxes of the fund as well as the insurance cost for Helios2 – 75/75. You don't pay these expenses directly. The additional guarantee fees apply if you have chosen Helios2 – 75/100 i or Helios2 – 100/100 i and are paid out of the contract each month. They affect you because they reduce the return you get on your deposit. For more details about how the guarantees work, see the guarantees section in the Contract and Information Folder.

Guarantee	MER (annual rate as a % of the fund's value)	Additional guarantee fees
Helios2 – 75/75	2.17%	None if you choose only Helios2 – 75/75.
Helios2 – 75/100 i	If you choose Helios2 –75/100 i, you will have to pay both the MER and the additional guarantee fees.	0.50%

DFS GIF – CANADIAN BALANCED – FIDELITY

Trailing Commission

Desjardins Financial Security pays your advisor and the distributor they do business with a trailing commission for as long as you own Units of the fund. It is for the services and advice they provide to you. The trailing commission is paid out of the management fees. Its amount depends on the market value of your Units:

- No Load (Fee Option A) – 0.90% of the market value of the Units attributed to this fee option each year.

Short Term Trading Fees

Short-term or frequent trading represents an expense for all Owners. Consequently, for short-term or frequent trading, we may charge a fee of 2% of the transaction amount, in addition to any applicable charges.

The Company also reserves the right to refuse to process this request.

Whether trading is short-term or frequent will be determined at our sole discretion according to our administrative rules in effect, including but this is not limited to switches or withdrawals of Units.

What if I change my mind?

You can change your mind about your deposit but you may have as little as two days to do so. Please see the [cover](#) of this document for details. This page also contains details on how to get more information. This Fund Facts is not complete without that page.

DESJARDINS FINANCIAL SECURITY LIFE ASSURANCE COMPANY – HELIOS2 CONTRACT (SERIES 7) DFS GIF – U.S. MONTHLY INCOME – FIDELITY

Financial Information as at **December 31, 2023**

Quick Facts

Inception Date:

Fund: October 16, 2015

Series 7: October 16, 2015

Total Value (000's):

Series 7: 2,234

Net Asset Value per Unit:

Series 7: 7.29

Number of Units Outstanding (000's):

Series 7: 306

Management Expense Ratio (MER):

Series 7: 2.23%

Portfolio Manager:

Fidelity Investments Canada ULC

Portfolio Turnover Rate:

11.12%

Minimum Deposit:

Variable

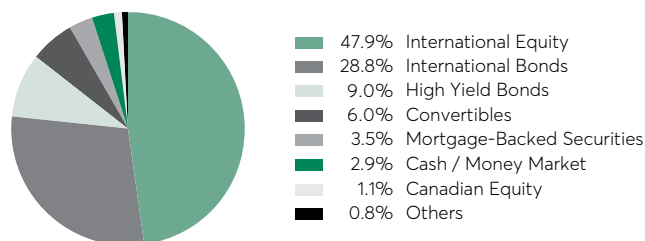
What does this fund invest in?

This fund invests in the Fidelity U.S. Monthly Income Fund. The Underlying Fund invests primarily in American equity securities (50%) and bonds (50%).

Top ten investments of the Underlying Fund	
JPMorgan Chase & Company	1.7%
iShares 20+ Year Treasury Bond ETF	1.4%
U.S. Treasury Note, 4.000%, October 31, 2029	1.2%
Exxon Mobil Corporation	1.2%
iShares Comex Gold Trust ETF	1.1%
U.S. Treasury Note, 3.875%, August 15, 2033	1.1%
U.S. Treasury Note, 2.750%, August 15, 2032	1.0%
Bank of America Corporation	1.0%
U.S. Treasury Note, 4.000%, July 31, 2030	0.9%
Prologis	0.9%
TOTAL	11.5%

TOTAL INVESTMENTS: 3,156

Investment Allocation as at December 31, 2023



How has the fund performed?

This section tells you how the fund has performed for a contract Owner who chose Helios2 – 75/75. Returns are after the MER has been deducted.

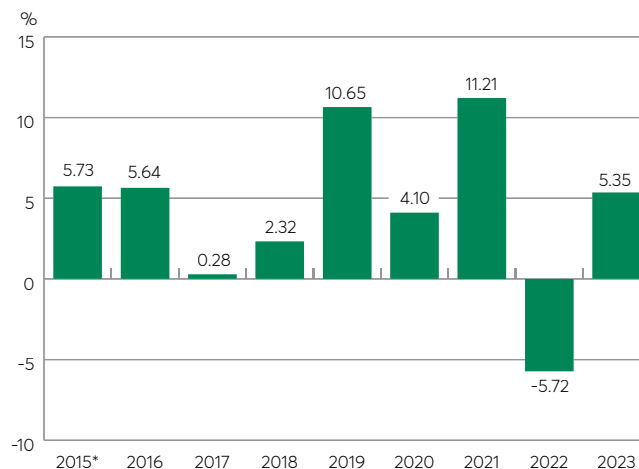
It's important to note that this doesn't tell you how the fund will perform in the future. Also, your actual return will depend on the guarantee you choose and on your personal tax situation.

Average return

A contract Owner who deposited \$1,000 in the fund and chose Helios2 – 75/75 on October 16, 2015 and Series 7 now has \$1,458. This works out to an average of 4.7% a year.

Year-by-year returns

This chart shows how the fund has performed in each of the past 9 years for a contract Owner who chose Helios2 – 75/75 and Series 7. Since October 16, 2015, the fund went up in value 8 years and down in value 1 year of the 9.



* Return is for a partial year from date first offered for sale for Series 7.

DFS GIF – U.S. MONTHLY INCOME – FIDELITY

How risky is it?

The value of your deposit can go down.

Low	Low to moderate	Moderate	Moderate to high	High
-----	------------------------	----------	------------------	------

Are there any guarantees?

This fund is being offered under an insurance contract. It comes with guarantees that may protect a contract Owner's deposit if markets go down. The MER includes the insurance cost for Helios2 – 75/75. For details, please refer to the Contract and Information Folder.

Who is this fund for?

The fund may be right for a person seeking interest income with stability of capital.

How much does it cost?

The following tables show the fees and expenses you could pay to buy, own and withdraw Units of the fund. The ongoing fees and expenses are different for each guarantee.

Sales Charges and Withdrawal Fees

Fee Option	What you pay	How it works
No Load	You don't have to pay anything.	• There are no sales charges or withdrawal fees.
Fee Option A		• Your advisor and the distributor they do business with receive no sales commission.

Ongoing Fund Fees

The MER includes the management fees, operating expenses and taxes of the fund as well as the insurance cost for Helios2 – 75/75. You don't pay these expenses directly. The additional guarantee fees apply if you have chosen Helios2 – 75/100 i or Helios2 – 100/100 i and are paid out of the contract each month. They affect you because they reduce the return you get on your deposit. For more details about how the guarantees work, see the guarantees section in the Contract and Information Folder.

Guarantee	MER (annual rate as a % of the fund's value)	Additional guarantee fees
Helios2 – 75/75	2.23%	None if you choose only Helios2 – 75/75.
Helios2 – 75/100 i	If you choose Helios2 – 75/100 i or Helios2 – 100/100 i, you will have to pay both the MER and the additional guarantee fees.	0.50%
Helios2 – 100/100 i		1.05%

DFS GIF – U.S. MONTHLY INCOME – FIDELITY

Trailing Commission

Desjardins Financial Security pays your advisor and the distributor they do business with a trailing commission for as long as you own Units of the fund. It is for the services and advice they provide to you. The trailing commission is paid out of the management fees. Its amount depends on the market value of your Units:

- No Load (Fee Option A) – 0.90% of the market value of the Units attributed to this fee option each year.

Short Term Trading Fees

Short-term or frequent trading represents an expense for all Owners. Consequently, for short-term or frequent trading, we may charge a fee of 2% of the transaction amount, in addition to any applicable charges.

The Company also reserves the right to refuse to process this request.

Whether trading is short-term or frequent will be determined at our sole discretion according to our administrative rules in effect, including but this is not limited to switches or withdrawals of Units.

What if I change my mind?

You can change your mind about your deposit but you may have as little as two days to do so. Please see the [cover](#) of this document for details. This page also contains details on how to get more information. This Fund Facts is not complete without that page.

DESJARDINS FINANCIAL SECURITY LIFE ASSURANCE COMPANY – HELIOS2 CONTRACT (SERIES 7)
DFS GIF – GLOBAL BALANCED – DESJARDINS SUSTAINABLE
 (formerly DFS GIF – Global Balanced – Desjardins SocieTerra)
 Financial Information as at December 31, 2023

Quick Facts

Inception Date:

Fund: November 28, 2022
 Series 7: November 28, 2022

Total Value (000's):

Series 7: 65

Net Asset Value per Unit:

Series 7: 5.36

Number of Units Outstanding (000's):

Series 7: 12

Management Expense Ratio (MER):

Series 7: 2.12%

Portfolio Manager:

Desjardins Global Asset Management Inc.

Portfolio Turnover Rate (of the Underlying Fund):

21.56%

Minimum Deposit:

Variable

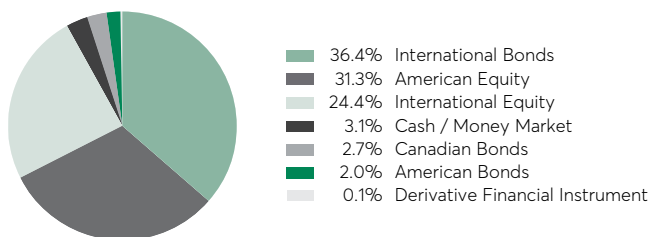
What does this fund invest in?

This fund invests in the Desjardins Sustainable Global Balanced Fund. The Underlying Fund invests in equity (55%) and bond (45%) funds. This fund follows a responsible approach to investing.

Top ten investments of the Underlying Fund	
Desjardins Sustainable Environmental Bond Fund	43.2%
Desjardins Sustainable Global Opportunities Fund	28.3%
Desjardins Sustainable Positive Change Fund	28.0%
Cash and Cash Equivalents	0.5%
TOTAL	100.0%

TOTAL INVESTMENTS: 194

Investment Allocation as at December 31, 2023



How has the fund performed?

This section tells you how the fund has performed for a contract Owner who chose Helios2 – 75/75. Returns are after the MER has been deducted.

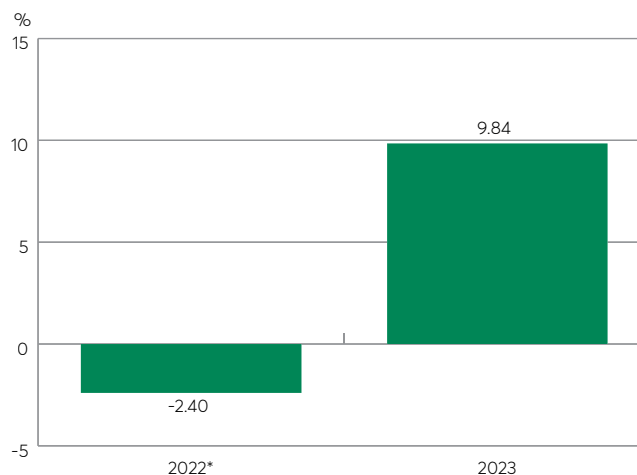
It's important to note that this doesn't tell you how the fund will perform in the future. Also, your actual return will depend on the guarantee you choose and on your personal tax situation.

Average return

A contract Owner who deposited \$1,000 in the fund and chose Helios2 – 75/75 on November 28, 2022 and Series 7 now has \$1,072. This works out to an average of 6.6% a year.

Year-by-year returns

This chart shows how the fund has performed in the past 2 years for a contract Owner who chose Helios2 – 75/75. Since November 28, 2022, the fund went up in value 1 year and down in value 1 year of the 2.



* Return is for a partial year from date first offered for sale for Series 7.

DFS GIF – GLOBAL BALANCED – DESJARDINS SUSTAINABLE (formerly DFS GIF – Global Balanced – Desjardins SocieTerra)

How risky is it?

The value of your deposit can go down.

Low	Low to moderate	Moderate	Moderate to high	High
-----	------------------------	----------	------------------	------

Are there any guarantees?

This fund is being offered under an insurance contract. It comes with guarantees that may protect a contract Owner's deposit if markets go down. The MER includes the insurance cost for Helios2 – 75/75. For details, please refer to the Contract and Information Folder.

Who is this fund for?

This fund may be right for a person seeking a responsible approach to investing as well as long-term capital appreciation.

How much does it cost?

The following tables show the fees and expenses you could pay to buy, own and withdraw Units of the fund. The ongoing fees and expenses are different for each guarantee.

Sales Charges and Withdrawal Fees

Fee Option	What you pay	How it works
No Load	You don't have to pay anything.	• There are no sales charges or withdrawal fees.
Fee Option A		• Your advisor and the distributor they do business with receive no sales commission.

Ongoing Fund Fees

The MER includes the management fees, operating expenses and taxes of the fund as well as the insurance cost for Helios2 – 75/75. You don't pay these expenses directly. The additional guarantee fees apply if you have chosen Helios2 – 75/100 i, Helios2 – 100/100 i or Helios2 – 75/100 GLWB and are paid out of the contract each month. They affect you because they reduce the return you get on your deposit. For more details about how the guarantees work, see the guarantees section in the Contract and Information Folder.

Guarantee	MER (annual rate as a % of the fund's value)	Additional guarantee fees
Helios2 – 75/75	2.12%	None if you choose only Helios2 – 75/75.
Helios2 – 75/100 i	If you choose Helios2 – 75/100 i, Helios2 – 100/100 i or Helios2 – 75/100 GLWB, you will have to pay both the MER and the additional guarantee fees.	0.50%
Helios2 – 100/100 i		1.15%
Helios2 – 75/100 GLWB*		1.35%

* The guarantee Helios2 – 75/100 GLWB is only available for switches of Units of contract Owners who already have this guarantee for their contract.

DFS GIF – GLOBAL BALANCED – DESJARDINS SUSTAINABLE (formerly DFS GIF – Global Balanced – Desjardins SocieTerra)

Trailing Commission

Desjardins Financial Security pays your advisor and the distributor they do business with a trailing commission for as long as you own Units of the fund. It is for the services and advice they provide to you. The trailing commission is paid out of the management fees. Its amount depends on the market value of your Units:

- No Load (Fee Option A) – 0.90% of the market value of the Units attributed to this fee option each year.

Short Term Trading Fees

Short-term or frequent trading represents an expense for all Owners. Consequently, for short-term or frequent trading, we may charge a fee of 2% of the transaction amount, in addition to any applicable charges.

The Company also reserves the right to refuse to process this request.

Whether trading is short-term or frequent will be determined at our sole discretion according to our administrative rules in effect, including but this is not limited to switches or withdrawals of Units.

What if I change my mind?

You can change your mind about your deposit but you may have as little as two days to do so. Please see the [cover](#) of this document for details. This page also contains details on how to get more information. This Fund Facts is not complete without that page.

DESJARDINS FINANCIAL SECURITY LIFE ASSURANCE COMPANY – HELIOS2 CONTRACT (SERIES 7) DFS GIF – GLOBAL BALANCED – JARISLOWSKY FRASER

Financial Information as at **December 31, 2023**

Quick Facts

Inception Date:

Fund: November 17, 2003

Series 7: October 16, 2015

Total Value (000's):

Series 7: 6,924

Net Asset Value per Unit:

Series 7: 7.03

Number of Units Outstanding

(000's):

Series 7: 984

Management Expense Ratio (MER):

Series 7: 1.98%

Portfolio Manager:

Jarislowsky, Fraser Limited

Portfolio Turnover Rate

(of the Underlying Fund):

24.40%

Minimum Deposit:

Variable

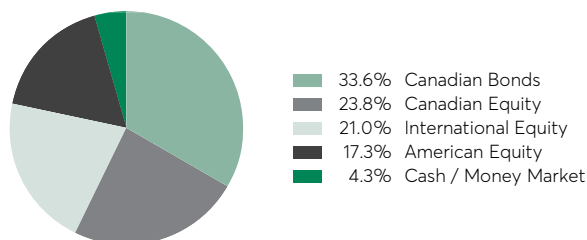
What does this fund invest in?

This fund invests in the Jarislowsky Fraser Global Balanced Fund. The Underlying Fund invests primarily in bonds (43.5%) and equities (56.5%) from around the world.

Top ten investments of the Underlying Fund	
Jarislowsky Fraser International Pooled Fund	18.4%
Jarislowsky Fraser Emerging Market Equity Fund	3.4%
Canadian National Railway Company	1.7%
Microsoft Corporation	1.7%
Jarislowsky Fraser Special Equity Fund	1.6%
Government of Canada, 2.750%, June 1, 2033	1.5%
Brookfield Corporation	1.5%
Canada Housing Trust, 1.950%, December 15, 2025	1.2%
Amazon.com	1.2%
Scotiabank	1.1%
TOTAL	33.3%

TOTAL INVESTMENTS: 221

Investment Allocation as at December 31, 2023



How has the fund performed?

This section tells you how the fund has performed for a contract Owner who chose Helios2 – 75/75. Returns are after the MER has been deducted.

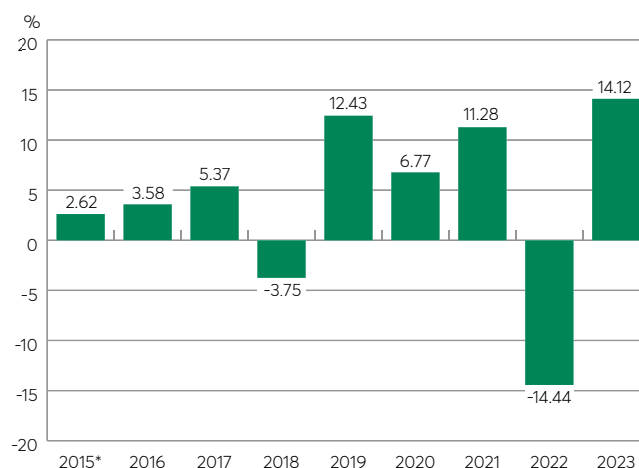
It's important to note that this doesn't tell you how the fund will perform in the future. Also, your actual return will depend on the guarantee you choose and on your personal tax situation.

Average return

A contract Owner who deposited \$1,000 in the fund and chose Helios2 – 75/75 on October 16, 2015 and Series 7 now has \$1,406. This works out to an average of 4.2% a year.

Year-by-year returns

This chart shows how the fund has performed in each of the past 9 years for a contract Owner who chose Helios2 – 75/75 and Series 7. Since October 16, 2015, the fund went up in value 7 years and down in value 2 years of the 9.



* Return is for a partial year from date first offered for sale for Series 7.

DFS GIF – GLOBAL BALANCED – JARISLOWSKY FRASER

How risky is it?

The value of your deposit can go down.

Low	Low to moderate	Moderate	Moderate to high	High
-----	------------------------	----------	------------------	------

Are there any guarantees?

This fund is being offered under an insurance contract. It comes with guarantees that may protect a contract Owner's deposit if markets go down. The MER includes the insurance cost for Helios2 – 75/75. For details, please refer to the Contract and Information Folder.

Who is this fund for?

This fund may be right for a person seeking interest income with stability of capital.

How much does it cost?

The following tables show the fees and expenses you could pay to buy, own and withdraw Units of the fund. The ongoing fees and expenses are different for each guarantee.

Sales Charges and Withdrawal Fees

Fee Option	What you pay	How it works
No Load	You don't have to pay anything.	• There are no sales charges or withdrawal fees.
Fee Option A		• Your advisor and the distributor they do business with receive no sales commission.

Ongoing Fund Fees

The MER includes the management fees, operating expenses and taxes of the fund as well as the insurance cost for Helios2 – 75/75. You don't pay these expenses directly. The additional guarantee fees apply if you have chosen Helios2 – 75/100 i, Helios2 – 100/100 i or Helios2 – 75/100 GLWB and are paid out of the contract each month. They affect you because they reduce the return you get on your deposit. For more details about how the guarantees work, see the guarantees section in the Contract and Information Folder.

Guarantee	MER (annual rate as a % of the fund's value)	Additional guarantee fees
Helios2 – 75/75	1.98%	None if you choose only Helios2 – 75/75.
Helios2 – 75/100 i	If you choose Helios2 – 75/100 i, Helios2 – 100/100 i or Helios2 – 75/100 GLWB, you will have to pay both the MER and the additional guarantee fees.	0.45%
Helios2 – 100/100 i		1.05%
Helios2 – 75/100 GLWB*		1.25%

* The guarantee Helios2 – 75/100 GLWB is only available for switches of Units of contract Owners who already have this guarantee for their contract.

DFS GIF – GLOBAL BALANCED – JARISLOWSKY FRASER

Trailing Commission

Desjardins Financial Security pays your advisor and the distributor they do business with a trailing commission for as long as you own Units of the fund. It is for the services and advice they provide to you. The trailing commission is paid out of the management fees. Its amount depends on the market value of your Units:

- No Load (Fee Option A) – 0.90% of the market value of the Units attributed to this fee option each year.

Short Term Trading Fees

Short-term or frequent trading represents an expense for all Owners. Consequently, for short-term or frequent trading, we may charge a fee of 2% of the transaction amount, in addition to any applicable charges.

The Company also reserves the right to refuse to process this request.

Whether trading is short-term or frequent will be determined at our sole discretion according to our administrative rules in effect, including but this is not limited to switches or withdrawals of Units.

What if I change my mind?

You can change your mind about your deposit but you may have as little as two days to do so. Please see the [cover](#) of this document for details. This page also contains details on how to get more information. This Fund Facts is not complete without that page.

DESJARDINS FINANCIAL SECURITY LIFE ASSURANCE COMPANY – HELIOS2 CONTRACT (SERIES 7) DFS GIF – CANADIAN BALANCED – FIERA CAPITAL

Financial Information as at **December 31, 2023**

Quick Facts

Inception Date:

Fund: November 20, 1995

Series 7: February 24, 2014

Total Value (000's):

Series 7: 2,873

Net Asset Value per Unit:

Series 7: 8.80

Number of Units Outstanding (000's):

Series 7: 326

Management Expense Ratio (MER):

Series 7: 1.88%

Portfolio Manager:

Fiera Capital Corporation

Portfolio Turnover Rate:

54.87%

Minimum Deposit:

Variable

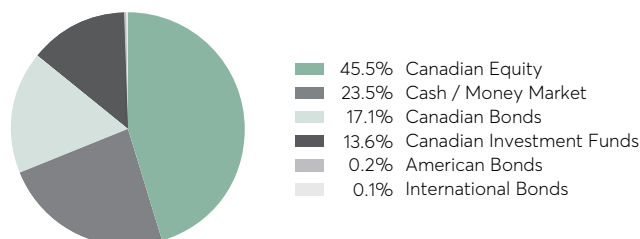
What does this fund invest in?

This fund invests primarily in Canadian bonds and treasury bills (40%), Canadian equities (40%), as well as world equities (20%).

Top ten investments	
Fiera Capital Global Equity Fund	9.9%
Canada Treasury Bills, 4.689 %, February 15, 2024	7.4%
Canada Treasury Bills, 4.241%, January 18, 2024	7.1%
Province of Saskatchewan, 4.749%, February 13, 2024	3.9%
Fiera Capital Active Short Term Canadian Municipal Bond	3.7%
Government of Canada, 2.500%, December 1, 2032	3.0%
Constellation Software	2.7%
CGI Group	2.5%
Thomson Reuters Corporation	2.3%
Dollarama	2.3%
TOTAL	44.8%

TOTAL INVESTMENTS: 183

Investment Allocation as at December 31, 2023



How has the fund performed?

This section tells you how the fund has performed for a contract Owner who chose Helios2 – 75/75. Returns are after the MER has been deducted.

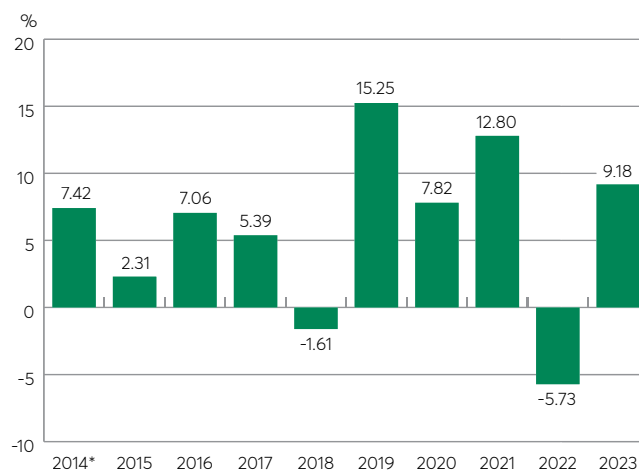
It's important to note that this doesn't tell you how the fund will perform in the future. Also, your actual return will depend on the guarantee you choose and on your personal tax situation.

Average return

A contract Owner who deposited \$1,000 in the fund and chose Helios2 – 75/75 on February 24, 2014 and Series 7 now has \$1,760. This works out to an average of 5.9% a year.

Year-by-year returns

This chart shows how the fund has performed in each of the past 10 years for a contract Owner who chose Helios2 – 75/75 and Series 7. Since February 24, 2014, the fund went up in value 8 years and down in value 2 years of the 10.



* Return is for a partial year from date first offered for sale for Series 7.

DFS GIF – CANADIAN BALANCED – FIERA CAPITAL

How risky is it?

The value of your deposit can go down.

Low	Low to moderate	Moderate	Moderate to high	High
-----	------------------------	----------	------------------	------

Are there any guarantees?

This fund is being offered under an insurance contract. It comes with guarantees that may protect a contract Owner's deposit if markets go down. The MER includes the insurance cost for Helios2 – 75/75. For details, please refer to the Contract and Information Folder.

Who is this fund for?

This fund may be right for a person seeking conservative capital growth and interest income.

How much does it cost?

The following tables show the fees and expenses you could pay to buy, own and withdraw Units of the fund. The ongoing fees and expenses are different for each guarantee.

Sales Charges and Withdrawal Fees

Fee Option	What you pay	How it works
No Load	You don't have to pay anything.	• There are no sales charges or withdrawal fees.
Fee Option A		• Your advisor and the distributor they do business with receive no sales commission.

Ongoing Fund Fees

The MER includes the management fees, operating expenses and taxes of the fund as well as the insurance cost for Helios2 – 75/75. You don't pay these expenses directly. The additional guarantee fees apply if you have chosen Helios2 – 75/100 i, Helios2 – 100/100 i or Helios2 – 75/100 GLWB and are paid out of the contract each month. They affect you because they reduce the return you get on your deposit. For more details about how the guarantees work, see the guarantees section in the Contract and Information Folder.

Guarantee	MER (annual rate as a % of the fund's value)	Additional guarantee fees
Helios2 – 75/75	1.88%	None if you choose only Helios2 – 75/75.
Helios2 – 75/100 i	If you choose Helios2 – 75/100 i, Helios2 – 100/100 i or Helios2 – 75/100 GLWB, you will have to pay both the MER and the additional guarantee fees.	0.45%
Helios2 – 100/100 i		1.15%
Helios2 – 75/100 GLWB*		1.30%

* The guarantee Helios2 – 75/100 GLWB is only available for switches of Units of contract Owners who already have this guarantee for their contract.

DFS GIF – CANADIAN BALANCED – FIERA CAPITAL

Trailing Commission

Desjardins Financial Security pays your advisor and the distributor they do business with a trailing commission for as long as you own Units of the fund. It is for the services and advice they provide to you. The trailing commission is paid out of the management fees. Its amount depends on the market value of your Units:

- No Load (Fee Option A) – 0.90% of the market value of the Units attributed to this fee option each year.

Short Term Trading Fees

Short-term or frequent trading represents an expense for all Owners. Consequently, for short-term or frequent trading, we may charge a fee of 2% of the transaction amount, in addition to any applicable charges.

The Company also reserves the right to refuse to process this request.

Whether trading is short-term or frequent will be determined at our sole discretion according to our administrative rules in effect, including but this is not limited to switches or withdrawals of Units.

What if I change my mind?

You can change your mind about your deposit but you may have as little as two days to do so. Please see the [cover](#) of this document for details. This page also contains details on how to get more information. This Fund Facts is not complete without that page.

DESJARDINS FINANCIAL SECURITY LIFE ASSURANCE COMPANY – HELIOS2 CONTRACT (SERIES 7) DFS GIF – BALANCED GROWTH – FRANKLIN QUOTENTIAL*

Financial Information as at **December 31, 2023**

*** This fund is not available for new deposits or fund switches**

Quick Facts

Inception Date:

Fund: December 11, 2006
Series 7: February 24, 2014

Total Value (000's):

Series 7: 2,148

Net Asset Value per Unit:

Series 7: 7.19

Number of Units Outstanding (000's):

Series 7: 299

Management Expense Ratio (MER):

Series 7: 2.21%

Portfolio Manager:

Franklin Templeton Investments Corp.

Portfolio Turnover Rate (of the Underlying Fund):

13.06%

Minimum Deposit:

Variable

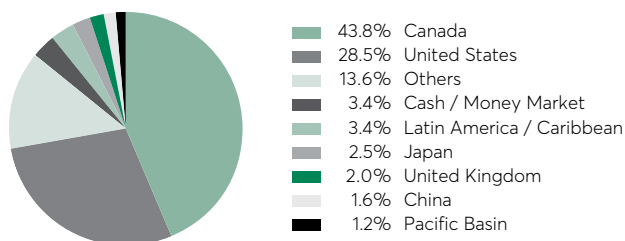
What does this fund invest in?

This fund invests in the Franklin Quotential Balanced Growth Portfolio. The Underlying Fund invests in bond (40%) and equity (60%) funds.

Top ten investments of the Underlying Fund	
Franklin ClearBridge Core Plus Bond Fund	15.5%
Franklin ClearBridge Canadian Government Bond Fund	8.9%
Franklin U.S. Core Equity Fund	8.2%
Franklin ClearBridge Canadian Equity Fund	6.5%
Franklin FTSE U.S. Index ETF	5.3%
Franklin U.S. Rising Dividends Fund	4.9%
Franklin FTSE Canada All Cap Index ETF	4.6%
Franklin International Core Equity Fund	4.6%
Franklin Global Core Bond Fund	4.5%
Franklin Canadian Core Equity Fund	4.5%
TOTAL	67.5%

TOTAL INVESTMENTS: 21

Investment Allocation as at December 31, 2023



How has the fund performed?

This section tells you how the fund has performed for a contract Owner who chose Helios2 – 75/75. Returns are after the MER has been deducted.

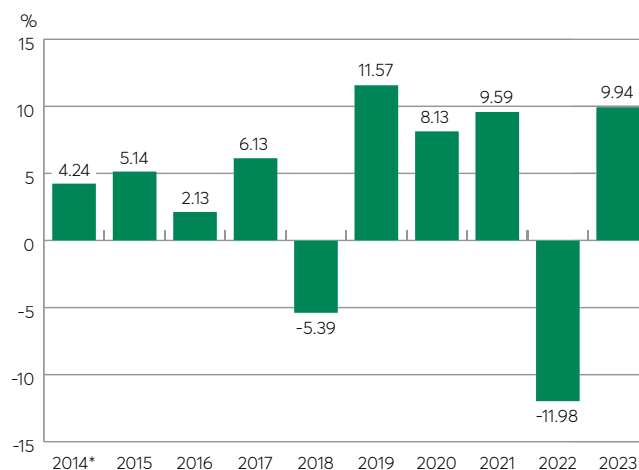
It's important to note that this doesn't tell you how the fund will perform in the future. Also, your actual return will depend on the guarantee you choose and on your personal tax situation.

Average return

A contract Owner who deposited \$1,000 in the fund and chose Helios2 – 75/75 on February 24, 2014 and Series 7 now has \$1,438. This works out to an average of 3.8% a year.

Year-by-year returns

This chart shows how the fund has performed in each of the past 10 years for a contract Owner who chose Helios2 – 75/75 and Series 7. Since February 24, 2014, the fund went up in value 8 years and down in value 2 years of the 10.



* Return is for a partial year from date first offered for sale for Series 7.

DFS GIF – BALANCED GROWTH – FRANKLIN QUOTENTIAL

How risky is it?

The value of your deposit can go down.

Low	Low to moderate	Moderate	Moderate to high	High
-----	------------------------	----------	------------------	------

Are there any guarantees?

This fund is being offered under an insurance contract. It comes with guarantees that may protect a contract Owner's deposit if markets go down. The MER includes the insurance cost for Helios2 – 75/75. For details, please refer to the Contract and Information Folder.

Who is this fund for?

This fund may be right for a person seeking long-term capital growth and security.

How much does it cost?

The following tables show the fees and expenses you could pay to buy, own and withdraw Units of the fund. The ongoing fees and expenses are different for each guarantee.

Sales Charges and Withdrawal Fees

Fee Option	What you pay	How it works
No Load	You don't have to pay anything.	• There are no sales charges or withdrawal fees.
Fee Option A		• Your advisor and the distributor they do business with receive no sales commission.

Ongoing Fund Fees

The MER includes the management fees, operating expenses and taxes of the fund as well as the insurance cost for Helios2 – 75/75. You don't pay these expenses directly. The additional guarantee fees apply if you have chosen Helios2 – 75/100 i or Helios2 – 75/100 GLWB and are paid out of the contract each month. They affect you because they reduce the return you get on your deposit. For more details about how the guarantees work, see the guarantees section in the Contract and Information Folder.

Guarantee	MER (annual rate as a % of the fund's value)	Additional guarantee fees
Helios2 – 75/75	2.21%	None if you choose only Helios2 – 75/75.
Helios2 – 75/100 i	If you choose Helios2 – 75/100 i or Helios2 – 75/100 GLWB, you will have to pay both the MER and the additional guarantee fees.	0.45%
Helios2 – 75/100 GLWB		1.35%

DFS GIF – BALANCED GROWTH – FRANKLIN QUOTENTIAL

Trailing Commission

Desjardins Financial Security pays your advisor and the distributor they do business with a trailing commission for as long as you own Units of the fund. It is for the services and advice they provide to you. The trailing commission is paid out of the management fees. Its amount depends on the market value of your Units:

- No Load (Fee Option A) – 0.90% of the market value of the Units attributed to this fee option each year.

Short Term Trading Fees

Short-term or frequent trading represents an expense for all Owners. Consequently, for short-term or frequent trading, we may charge a fee of 2% of the transaction amount, in addition to any applicable charges.

The Company also reserves the right to refuse to process this request.

Whether trading is short-term or frequent will be determined at our sole discretion according to our administrative rules in effect, including but this is not limited to switches or withdrawals of Units.

What if I change my mind?

You can change your mind about your deposit but you may have as little as two days to do so. Please see the [cover](#) of this document for details. This page also contains details on how to get more information. This Fund Facts is not complete without that page.

DESJARDINS FINANCIAL SECURITY LIFE ASSURANCE COMPANY – HELIOS2 CONTRACT (SERIES 7) DFS GIF – CANADIAN ASSET ALLOCATION – CI

Financial Information as at **December 31, 2023**

Quick Facts

Inception Date:

Fund: September 24, 2012
Series 7: February 24, 2014

Number of Units Outstanding (000's):

Series 7: 118

Portfolio Turnover Rate (of the Underlying Fund):

32.08%

Total Value (000's):

Series 7: 817

Management Expense Ratio (MER):

Series 7: 2.00%

Minimum Deposit:

Variable

Net Asset Value per Unit:

Series 7: 6.94

Portfolio Manager:

CI Investments Inc.

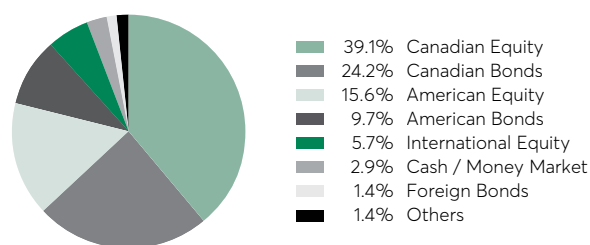
What does this fund invest in?

This fund invests in the Canadian Asset Allocation CI fund. The Underlying Fund invests in Canadian Equity (60%) and fixed-income (40%) securities.

Top ten investments of the Underlying Fund	
CI Canadian Core Plus Bond Fund	34.7%
CI Canadian Long-Term Bond Pool	3.4%
CI Canadian Short-Term Bond Pool	2.8%
CI Private Markets Growth Fund Install	1.8%
Brookfield Corporation	1.4%
Constellation Software	1.3%
Royal Bank of Canada	1.2%
Microsoft Corporation	1.2%
Alimentation Couche-Tard	1.2%
CGI Group	1.2%
TOTAL	50.2%

TOTAL INVESTMENTS: 617

Investment Allocation as at December 31, 2023



How has the fund performed?

This section tells you how the fund has performed for a contract Owner who chose Helios2 – 75/75. Returns are after the MER has been deducted.

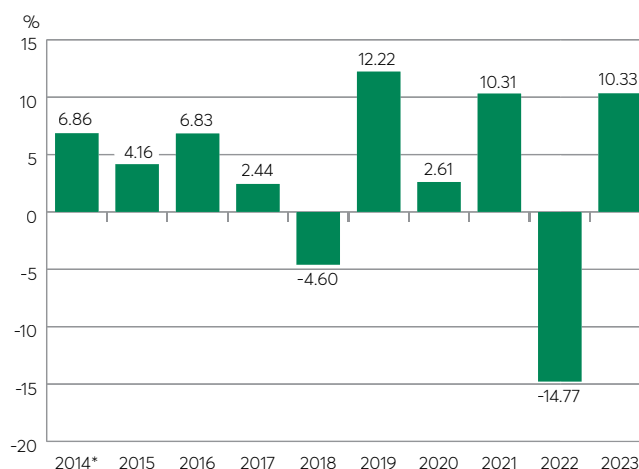
It's important to note that this doesn't tell you how the fund will perform in the future. Also, your actual return will depend on the guarantee you choose and on your personal tax situation.

Average return

A contract Owner who deposited \$1,000 in the fund and chose Helios2 – 75/75 on February 24, 2014 and Series 7 now has \$1,388. This works out to an average of 3.4% a year.

Year-by-year returns

This chart shows how the fund has performed in each of the past 10 years for a contract Owner who chose Helios2 – 75/75 and Series 7. Since February 24, 2014, the fund went up in value 8 years and down in value 2 years of the 10.



* Return is for a partial year from date first offered for sale for Series 7.

DFS GIF – CANADIAN ASSET ALLOCATION – CI

How risky is it?

The value of your deposit can go down.

Low	Low to moderate	Moderate	Moderate to high	High
-----	------------------------	----------	------------------	------

Are there any guarantees?

This fund is being offered under an insurance contract. It comes with guarantees that may protect a contract Owner's deposit if markets go down. The MER includes the insurance cost for Helios2 – 75/75. For details, please refer to the Contract and Information Folder.

Who is this fund for?

This fund may be right for a person seeking a balance of current income and capital appreciation.

How much does it cost?

The following tables show the fees and expenses you could pay to buy, own and withdraw Units of the fund. The ongoing fees and expenses are different for each guarantee.

Sales Charges and Withdrawal Fees

Fee Option	What you pay	How it works
No Load	You don't have to pay anything.	• There are no sales charges or withdrawal fees.
Fee Option A		• Your advisor and the distributor they do business with receive no sales commission.

Ongoing Fund Fees

The MER includes the management fees, operating expenses and taxes of the fund as well as the insurance cost for Helios2 – 75/75. You don't pay these expenses directly. The additional guarantee fees apply if you have chosen Helios2 – 75/100 i or Helios2 – 100/100 i and are paid out of the contract each month. They affect you because they reduce the return you get on your deposit. For more details about how the guarantees work, see the guarantees section in the Contract and Information Folder.

Guarantee	MER (annual rate as a % of the fund's value)	Additional guarantee fees
Helios2 – 75/75	2.00%	None if you choose only Helios2 – 75/75.
Helios2 – 75/100 i	If you choose Helios2 – 75/100 i or Helios2 – 100/100 i, you will have to pay both the MER and the additional guarantee fees.	0.50%
Helios2 – 100/100 i		1.35%

DFS GIF – CANADIAN ASSET ALLOCATION – CI

Trailing Commission

Desjardins Financial Security pays your advisor and the distributor they do business with a trailing commission for as long as you own Units of the fund. It is for the services and advice they provide to you. The trailing commission is paid out of the management fees. Its amount depends on the market value of your Units:

- No Load (Fee Option A) – 0.90% of the market value of the Units attributed to this fee option each year.

Short Term Trading Fees

Short-term or frequent trading represents an expense for all Owners. Consequently, for short-term or frequent trading, we may charge a fee of 2% of the transaction amount, in addition to any applicable charges.

The Company also reserves the right to refuse to process this request.

Whether trading is short-term or frequent will be determined at our sole discretion according to our administrative rules in effect, including but this is not limited to switches or withdrawals of Units.

What if I change my mind?

You can change your mind about your deposit but you may have as little as two days to do so. Please see the [cover](#) of this document for details. This page also contains details on how to get more information. This Fund Facts is not complete without that page.

DFS GIF – CANADIAN BALANCED – CI

Financial Information as at **December 31, 2023**

Quick Facts

Inception Date:

Fund: May 3, 2010
Series 7: February 24, 2014

Total Value (000's):

Series 7: 4,245

Net Asset Value per Unit:

Series 7: 7.92

Number of Units Outstanding (000's):

Series 7: 536

Management Expense Ratio (MER):

Series 7: 1.90%

Portfolio Manager:

CI Investments Inc.

Portfolio Turnover Rate (of the Underlying Fund):

13.25%

Minimum Deposit:

Variable

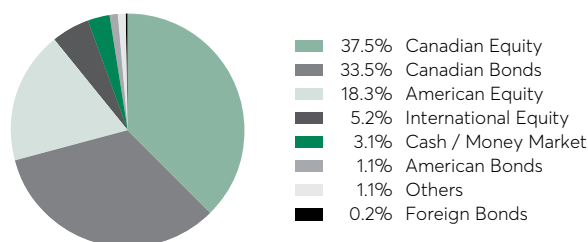
What does this fund invest in?

This fund invests in the CI Canadian Balanced Fund. The Underlying Fund invests in Canadian bonds (40%), Canadian equities (30%) and global equities (30%).

Top ten investments of the Underlying Fund	
Manulife Financial Corporation	2.8%
CI Global Financial Sector ETF	2.6%
Canadian Natural Resources	2.2%
Fairfax Financial Holdings	2.2%
CI Private Markets Growth Fund Install	2.1%
Bank of Montreal	2.0%
Microsoft Corporation	1.7%
Enbridge	1.6%
Advanced Micro Devices	1.6%
Wheaton Precious Metals Corporation	1.6%
TOTAL	20.4%

TOTAL INVESTMENTS: 644

Investment Allocation as at December 31, 2023



How has the fund performed?

This section tells you how the fund has performed for a contract Owner who chose Helios2 – 75/75. Returns are after the MER has been deducted.

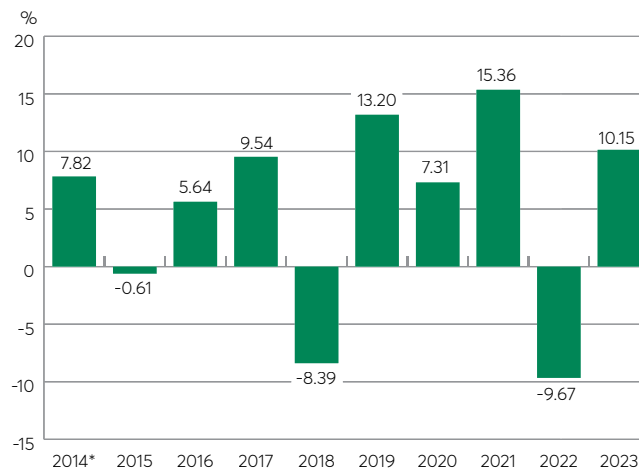
It's important to note that this doesn't tell you how the fund will perform in the future. Also, your actual return will depend on the guarantee you choose and on your personal tax situation.

Average return

A contract Owner who deposited \$1,000 in the fund and chose Helios2 – 75/75 on February 24, 2014 and Series 7 now has \$1,584. This works out to an average of 4.8% a year.

Year-by-year returns

This chart shows how the fund has performed in each of the past 10 years for a contract Owner who chose Helios2 – 75/75 and Series 7. Since February 24, 2014, the fund went up in value 7 years and down in value 3 years of the 10.



* Return is for a partial year from date first offered for sale for Series 7.

DFS GIF – CANADIAN BALANCED – CI

How risky is it?

The value of your deposit can go down.

Low	Low to moderate	Moderate	Moderate to high	High
-----	------------------------	----------	------------------	------

Are there any guarantees?

This fund is being offered under an insurance contract. It comes with guarantees that may protect a contract Owner's deposit if markets go down. The MER includes the insurance cost for Helios2 – 75/75. For details, please refer to the Contract and Information Folder.

Who is this fund for?

This fund may be right for a person seeking a balanced of current income and capital appreciation.

How much does it cost?

The following tables show the fees and expenses you could pay to buy, own and withdraw Units of the fund. The ongoing fees and expenses are different for each guarantee.

Sales Charges and Withdrawal Fees

Fee Option	What you pay	How it works
No Load	You don't have to pay anything.	• There are no sales charges or withdrawal fees.
Fee Option A		• Your advisor and the distributor they do business with receive no sales commission.

Ongoing Fund Fees

The MER includes the management fees, operating expenses and taxes of the fund as well as the insurance cost for Helios2 – 75/75. You don't pay these expenses directly. The additional guarantee fees apply if you have chosen Helios2 – 75/100 i, Helios2 – 100/100 i or Helios2 – 75/100 GLWB and are paid out of the contract each month. They affect you because they reduce the return you get on your deposit. For more details about how the guarantees work, see the guarantees section in the Contract and Information Folder.

Guarantee	MER (annual rate as a % of the fund's value)	Additional guarantee fees
Helios2 – 75/75	1.90%	None if you choose only Helios2 – 75/75.
Helios2 – 75/100 i	If you choose Helios2 – 75/100 i, Helios2 – 100/100 i or Helios2 – 75/100 GLWB, you will have to pay both the MER and the additional guarantee fees.	0.50%
Helios2 – 100/100 i		1.15%
Helios2 – 75/100 GLWB*		1.50%

* The guarantee Helios2 – 75/100 GLWB is only available for switches of Units of contract Owners who already have this guarantee for their contract.

DFS GIF – CANADIAN BALANCED – CI

Trailing Commission

Desjardins Financial Security pays your advisor and the distributor they do business with a trailing commission for as long as you own Units of the fund. It is for the services and advice they provide to you. The trailing commission is paid out of the management fees. Its amount depends on the market value of your Units:

- No Load (Fee Option A) – 0.90% of the market value of the Units attributed to this fee option each year.

Short Term Trading Fees

Short-term or frequent trading represents an expense for all Owners. Consequently, for short-term or frequent trading, we may charge a fee of 2% of the transaction amount, in addition to any applicable charges.

The Company also reserves the right to refuse to process this request.

Whether trading is short-term or frequent will be determined at our sole discretion according to our administrative rules in effect, including but this is not limited to switches or withdrawals of Units.

What if I change my mind?

You can change your mind about your deposit but you may have as little as two days to do so. Please see the [cover](#) of this document for details. This page also contains details on how to get more information. This Fund Facts is not complete without that page.

DESJARDINS FINANCIAL SECURITY LIFE ASSURANCE COMPANY – HELIOS2 CONTRACT (SERIES 7) DFS GIF – CANADIAN INCOME AND GROWTH – CI

Financial Information as at **December 31, 2023**

Quick Facts

Inception Date:

Fund: September 24, 2012

Series 7: February 24, 2014

Total Value (000's):

Series 7: 5,675

Net Asset Value per Unit:

Series 7: 8.00

Number of Units Outstanding (000's):

Series 7: 709

Management Expense Ratio (MER):

Series 7: 2.02%

Portfolio Manager:

CI Investments Inc.

Portfolio Turnover Rate (of the Underlying Fund):

10.79%

Minimum Deposit:

Variable

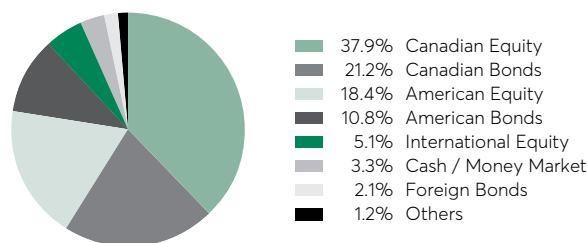
What does this fund invest in?

This fund invests in the CI Canadian Income and Growth Fund. The Underlying Fund invests in fixed-income (40%) and equity (60%) securities.

Top ten investments of the Underlying Fund	
Manulife Financial Corporation	2.8%
CI Global Financial Sector ETF	2.6%
Fairfax Financial Holdings	2.2%
Canadian Natural Resources	2.2%
Bank of Montreal	2.0%
Microsoft Corporation	1.7%
CI Private Markets Growth Fund Install	1.6%
Wheaton Precious Metals Corporation	1.6%
Advanced Micro Devices	1.6%
Enbridge	1.6%
TOTAL	19.9%

TOTAL INVESTMENTS: 649

Investment Allocation as at December 31, 2023



How has the fund performed?

This section tells you how the fund has performed for a contract Owner who chose Helios2 – 75/75. Returns are after the MER has been deducted.

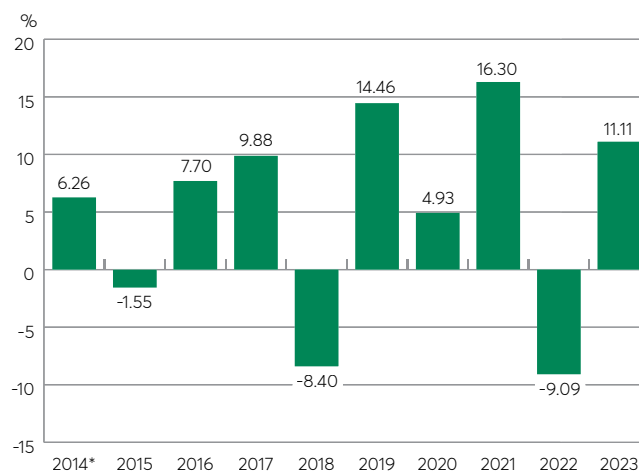
It's important to note that this doesn't tell you how the fund will perform in the future. Also, your actual return will depend on the guarantee you choose and on your personal tax situation.

Average return

A contract Owner who deposited \$1,000 in the fund and chose Helios2 – 75/75 on February 24, 2014 and Series 7 now has \$1,600. This works out to an average of 4.9% a year.

Year-by-year returns

This chart shows how the fund has performed in each of the past 10 years for a contract Owner who chose Helios2 – 75/75 and Series 7. Since February 24, 2014, the fund went up in value 7 years and down in value 3 years of the 10.



* Return is for a partial year from date first offered for sale for Series 7.

DFS GIF – CANADIAN INCOME AND GROWTH – CI

How risky is it?

The value of your deposit can go down.

Low	Low to moderate	Moderate	Moderate to high	High
-----	------------------------	----------	------------------	------

Are there any guarantees?

This fund is being offered under an insurance contract. It comes with guarantees that may protect a contract Owner's deposit if markets go down. The MER includes the insurance cost for Helios2 – 75/75. For details, please refer to the Contract and Information Folder.

Who is this fund for?

This fund may be right for a person seeking a balance of current income and capital appreciation.

How much does it cost?

The following tables show the fees and expenses you could pay to buy, own and withdraw Units of the fund. The ongoing fees and expenses are different for each guarantee.

Sales Charges and Withdrawal Fees

Fee Option	What you pay	How it works
No Load	You don't have to pay anything.	• There are no sales charges or withdrawal fees.
Fee Option A		• Your advisor and the distributor they do business with receive no sales commission.

Ongoing Fund Fees

The MER includes the management fees, operating expenses and taxes of the fund as well as the insurance cost for Helios2 – 75/75. You don't pay these expenses directly. The additional guarantee fees apply if you have chosen Helios2 – 75/100 i, Helios2 – 100/100 i or Helios2 – 75/100 GLWB and are paid out of the contract each month. They affect you because they reduce the return you get on your deposit. For more details about how the guarantees work, see the guarantees section in the Contract and Information Folder.

Guarantee	MER (annual rate as a % of the fund's value)	Additional guarantee fees
Helios2 – 75/75	2.02%	None if you choose only Helios2 – 75/75.
Helios2 – 75/100 i	If you choose Helios2 – 75/100 i, Helios2 – 100/100 i or Helios2 – 75/100 GLWB, you will have to pay both the MER and the additional guarantee fees.	0.50%
Helios2 – 100/100 i		1.35%
Helios2 – 75/100 GLWB*		1.55%

* The guarantee Helios2 – 75/100 GLWB is only available for switches of Units of contract Owners who already have this guarantee for their contract.

DFS GIF – CANADIAN INCOME AND GROWTH – CI

Trailing Commission

Desjardins Financial Security pays your advisor and the distributor they do business with a trailing commission for as long as you own Units of the fund. It is for the services and advice they provide to you. The trailing commission is paid out of the management fees. Its amount depends on the market value of your Units:

- No Load (Fee Option A) – 0.90% of the market value of the Units attributed to this fee option each year.

Short Term Trading Fees

Short-term or frequent trading represents an expense for all Owners. Consequently, for short-term or frequent trading, we may charge a fee of 2% of the transaction amount, in addition to any applicable charges.

The Company also reserves the right to refuse to process this request.

Whether trading is short-term or frequent will be determined at our sole discretion according to our administrative rules in effect, including but this is not limited to switches or withdrawals of Units.

What if I change my mind?

You can change your mind about your deposit but you may have as little as two days to do so. Please see the [cover](#) of this document for details. This page also contains details on how to get more information. This Fund Facts is not complete without that page.

DESJARDINS FINANCIAL SECURITY LIFE ASSURANCE COMPANY – HELIOS2 CONTRACT (SERIES 7) DFS GIF – GLOBAL BALANCED GROWTH – DESJARDINS

Financial Information as at **December 31, 2023**

Quick Facts

Inception Date:

Fund: November 28, 2022

Series 7: November 28, 2022

Total Value (000's):

Series 7: 0.3

Net Asset Value per Unit:

Series 7: 5.62

Number of Units Outstanding (000's):

Series 7: 0

Management Expense Ratio (MER):

Series 7: 2.30%

Portfolio Manager:

Desjardins Global Asset Management Inc.

Portfolio Sub-Advisor:

Wellington Management Canada ULC

Portfolio Turnover Rate (of the Underlying Fund):

29.41%

Minimum Deposit:

Variable

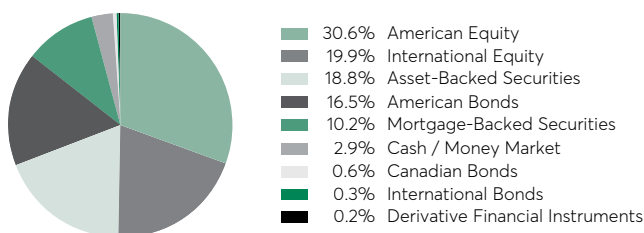
What does this fund invest in?

This fund invests in the Desjardins Global Balanced Growth Fund. The Underlying Fund invests in equity (60%) and fixed-income (40%) securities.

Top ten investments of the Underlying Fund	
Microsoft Corporation	2.6%
Amazon.com	2.5%
Alphabet	2.2%
NVIDIA Corporation	1.7%
Meta Platforms	1.4%
Mastercard	1.3%
Eli Lilly and Company	1.2%
Uber Technologies	1.2%
Advanced Micro Devices	1.1%
Taiwan Semiconductor Manufacturing Company	1.0%
TOTAL	16.2%

TOTAL INVESTMENTS: 287

Investment Allocation as at December 31, 2023



How has the fund performed?

This section tells you how the fund has performed for a contract Owner who chose Helios2 – 75/75. Returns are after the MER has been deducted.

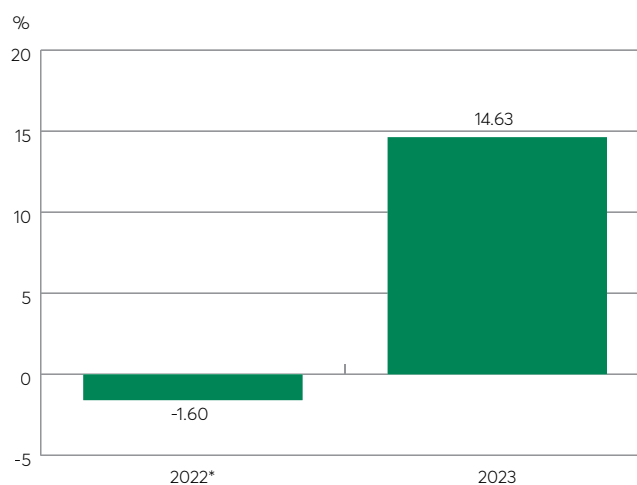
It's important to note that this doesn't tell you how the fund will perform in the future. Also, your actual return will depend on the guarantee you choose and on your personal tax situation.

Average return

A contract Owner who deposited \$1,000 in the fund and chose Helios2 – 75/75 on November 28, 2022 and Series 7 now has \$1,128. This works out to an average of 11.7% a year.

Year-by-year returns

This chart shows how the fund has performed in the past 2 years for a contract Owner who chose Helios2 – 75/75. Since November 28, 2022, the fund went up in value 1 year and down in value 1 year of the 2.



* Return is for a partial year from date first offered for sale for Series 7.

DFS GIF – GLOBAL BALANCED GROWTH – DESJARDINS

How risky is it?

The value of your deposit can go down.

Low	Low to moderate	Moderate	Moderate to high	High
-----	------------------------	----------	------------------	------

Are there any guarantees?

This fund is being offered under an insurance contract. It comes with guarantees that may protect a contract Owner's deposit if markets go down. The MER includes the insurance cost for Helios2 – 75/75. For details, please refer to the Contract and Information Folder.

Who is this fund for?

This fund may be right for a person seeking tactical asset allocation management.

How much does it cost?

The following tables show the fees and expenses you could pay to buy, own and withdraw Units of the fund. The ongoing fees and expenses are different for each guarantee.

Sales Charges and Withdrawal Fees

Fee Option	What you pay	How it works
No Load	You don't have to pay anything.	• There are no sales charges or withdrawal fees.
Fee Option A		• Your advisor and the distributor they do business with receive no sales commission.

Ongoing Fund Fees

The MER includes the management fees, operating expenses and taxes of the fund as well as the insurance cost for Helios2 – 75/75. You don't pay these expenses directly. The additional guarantee fees apply if you have chosen Helios2 – 75/100 i, Helios2 – 100/100 i or Helios2 – 75/100 GLWB and are paid out of the contract each month. They affect you because they reduce the return you get on your deposit. For more details about how the guarantees work, see the guarantees section in the Contract and Information Folder.

Guarantee	MER (annual rate as a % of the fund's value)	Additional guarantee fees
Helios2 – 75/75	2.30%	None if you choose only Helios2 – 75/75.
Helios2 – 75/100 i	If you choose Helios2 – 75/100 i, Helios2 – 100/100 i or Helios2 – 75/100 GLWB, you will have to pay both the MER and the additional guarantee fees.	0.55%
Helios2 – 100/100 i		1.35%
Helios2 – 75/100 GLWB*		1.50%

* The guarantee Helios2 – 75/100 GLWB is only available for switches of Units of contract Owners who already have this guarantee for their contract.

DFS GIF – GLOBAL BALANCED GROWTH – DESJARDINS

Trailing Commission

Desjardins Financial Security pays your advisor and the distributor they do business with a trailing commission for as long as you own Units of the fund. It is for the services and advice they provide to you. The trailing commission is paid out of the management fees. Its amount depends on the market value of your Units:

- No Load (Fee Option A) – 0.90% of the market value of the Units attributed to this fee option each year.

Short Term Trading Fees

Short-term or frequent trading represents an expense for all Owners. Consequently, for short-term or frequent trading, we may charge a fee of 2% of the transaction amount, in addition to any applicable charges.

The Company also reserves the right to refuse to process this request.

Whether trading is short-term or frequent will be determined at our sole discretion according to our administrative rules in effect, including but this is not limited to switches or withdrawals of Units.

What if I change my mind?

You can change your mind about your deposit but you may have as little as two days to do so. Please see the [cover](#) of this document for details. This page also contains details on how to get more information. This Fund Facts is not complete without that page.

DESJARDINS FINANCIAL SECURITY LIFE ASSURANCE COMPANY – HELIOS2 CONTRACT (SERIES 7) DFS GIF – GROWTH AND INCOME – NEI*

Financial Information as at December 31, 2023

* This fund is not available for new deposits or fund switches

Quick Facts

Inception Date:

Fund: December 11, 2006
Series 7: February 24, 2014

Total Value (000's):

Series 7: 2,346

Net Asset Value per Unit:

Series 7: 7.11

Number of Units Outstanding (000's):

Series 7: 330

Management Expense Ratio (MER):

Series 7: 2.19%

Portfolio Manager:

Northwest & Ethical Investments L.P.

Portfolio Sub-Advisor:

Letko, Brosseau & Associates Inc.

Portfolio Turnover Rate (of the Underlying Fund):

8.64%

Minimum Deposit:

Variable

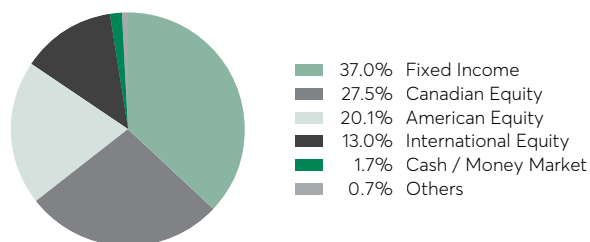
What does this fund invest in?

This fund invests in the NEI Growth and Income Fund. The Underlying Fund invests in bonds (25%) and equities (75%).

Top ten investments of the Underlying Fund	
NEI Canadian Bond Fund	37.9%
NEI Global Dividend RS Fund	11.8%
NEI Global Equity RS Fund	11.4%
NEI Global Growth Fund	11.0%
Scotiabank	1.0%
Toronto-Dominion Bank	1.0%
Manulife Financial Corporation	0.9%
Bank of Montreal	0.9%
Canadian Tire Corporation	0.9%
Royal Bank of Canada	0.9%
TOTAL	77.7%

TOTAL INVESTMENTS: 69

Investment Allocation as at December 31, 2023



How has the fund performed?

This section tells you how the fund has performed for a contract Owner who chose Helios2 – 75/75. Returns are after the MER has been deducted.

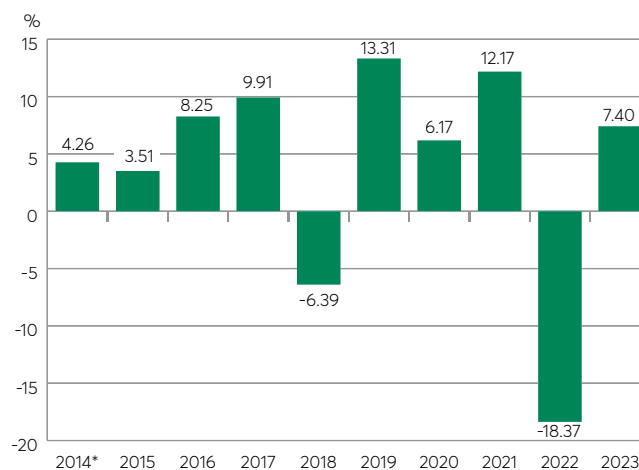
It's important to note that this doesn't tell you how the fund will perform in the future. Also, your actual return will depend on the guarantee you choose and on your personal tax situation.

Average return

A contract Owner who deposited \$1,000 in the fund and chose Helios2 – 75/75 on February 24, 2014 and Series 7 now has \$1,422. This works out to an average of 3.6% a year.

Year-by-year returns

This chart shows how the fund has performed in each of the past 10 years for a contract Owner who chose Helios2 – 75/75 and Series 7. Since February 24, 2014, the fund went up in value 8 years and down in value 2 years of the 10.



* Return is for a partial year from date first offered for sale for Series 7.

DFS GIF – GROWTH AND INCOME – NEI

How risky is it?

The value of your deposit can go down.

Low	Low to moderate	Moderate	Moderate to high	High
-----	------------------------	----------	------------------	------

Are there any guarantees?

This fund is being offered under an insurance contract. It comes with guarantees that may protect a contract Owner's deposit if markets go down. The MER includes the insurance cost for Helios2 – 75/75. For details, please refer to the Contract and Information Folder.

Who is this fund for?

This fund may be right for a person seeking long-term capital growth and income.

How much does it cost?

The following tables show the fees and expenses you could pay to buy, own and withdraw Units of the fund. The ongoing fees and expenses are different for each guarantee.

Sales Charges and Withdrawal Fees

Fee Option	What you pay	How it works
No Load	You don't have to pay anything.	• There are no sales charges or withdrawal fees.
Fee Option A		• Your advisor and the distributor they do business with receive no sales commission.

Ongoing Fund Fees

The MER includes the management fees, operating expenses and taxes of the fund as well as the insurance cost for Helios2 – 75/75. You don't pay these expenses directly. The additional guarantee fees apply if you have chosen Helios2 – 75/100 i, Helios2 – 100/100 i or Helios2 – 75/100 GLWB and are paid out of the contract each month. They affect you because they reduce the return you get on your deposit. For more details about how the guarantees work, see the guarantees section in the Contract and Information Folder.

Guarantee	MER (annual rate as a % of the fund's value)	Additional guarantee fees
Helios2 – 75/75	2.19%	None if you choose only Helios2 – 75/75.
Helios2 – 75/100 i	If you choose Helios2 – 75/100 i, Helios2 – 100/100 i or Helios2 – 75/100 GLWB, you will have to pay both the MER and the additional guarantee fees.	0.50%
Helios2 – 100/100 i		1.35%
Helios2 – 75/100 GLWB		1.50%

DFS GIF – GROWTH AND INCOME – NEI

Trailing Commission

Desjardins Financial Security pays your advisor and the distributor they do business with a trailing commission for as long as you own Units of the fund. It is for the services and advice they provide to you. The trailing commission is paid out of the management fees. Its amount depends on the market value of your Units:

- No Load (Fee Option A) – 0.90% of the market value of the Units attributed to this fee option each year.

Short Term Trading Fees

Short-term or frequent trading represents an expense for all Owners. Consequently, for short-term or frequent trading, we may charge a fee of 2% of the transaction amount, in addition to any applicable charges.

The Company also reserves the right to refuse to process this request.

Whether trading is short-term or frequent will be determined at our sole discretion according to our administrative rules in effect, including but this is not limited to switches or withdrawals of Units.

What if I change my mind?

You can change your mind about your deposit but you may have as little as two days to do so. Please see the [cover](#) of this document for details. This page also contains details on how to get more information. This Fund Facts is not complete without that page.

DFS GIF – GROWTH RS – NEI SELECT*

Financial Information as at December 31, 2023

* This fund is not available for new deposits or fund switches

Quick Facts

Inception Date:

Fund: January 14, 2002
Series 7: February 24, 2014

Total Value (000's):

Series 7: 3,416

Net Asset Value per Unit:

Series 7: 8.11

Number of Units Outstanding (000's):

Series 7: 421

Management Expense Ratio (MER):

Series 7: 2.23%

Portfolio Manager:

Northwest & Ethical Investments L.P.

Portfolio Turnover Rate (of the Underlying Fund):

14.13%

Minimum Deposit:

Variable

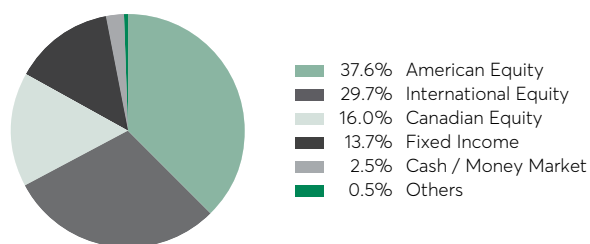
What does this fund invest in?

This fund invests in the NEI Select Growth RS Portfolio. The Underlying Fund invests in bond (15%) and equity (85%) funds. This fund follows a responsible approach to investing.

Top ten investments of the Underlying Fund	
NEI U.S. Equity RS Fund	21.0%
NEI International Equity RS Fund	10.7%
NEI Global Equity RS Fund	10.7%
NEI Emerging Markets Fund	6.6%
NEI Canadian Equity RS Fund	6.6%
NEI Global Total Return Bond Fund	6.5%
NEI Global Value Fund	6.5%
NEI Global Growth Fund	6.3%
NEI Canadian Small Cap Equity RS Fund	5.1%
NEI ESG Canadian Enhanced Index Fund	5.0%
TOTAL	85.0%

TOTAL INVESTMENTS: 34

Investment Allocation as at December 31, 2023



How has the fund performed?

This section tells you how the fund has performed for a contract Owner who chose Helios2 – 75/75. Returns are after the MER has been deducted.

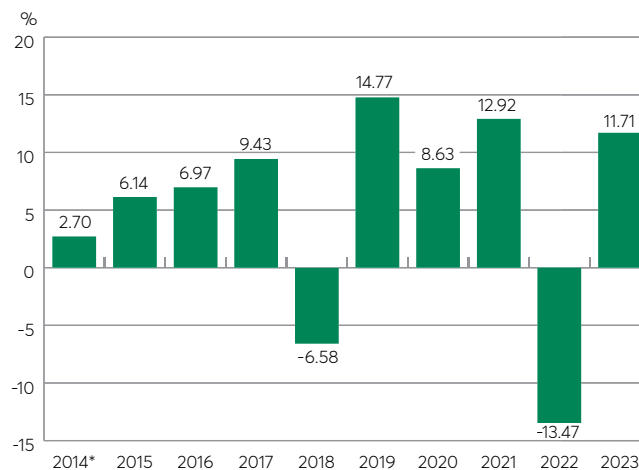
It's important to note that this doesn't tell you how the fund will perform in the future. Also, your actual return will depend on the guarantee you choose and on your personal tax situation.

Average return

A contract Owner who deposited \$1,000 in the fund and chose Helios2 – 75/75 on February 24, 2014 and Series 7 now has \$1,622. This works out to an average of 5.0% a year.

Year-by-year returns

This chart shows how the fund has performed in each of the past 10 years for a contract Owner who chose Helios2 – 75/75 and Series 7. Since February 24, 2014, the fund went up in value 8 years and down in value 2 years of the 10.



* Return is for a partial year from date first offered for sale for Series 7.

DFS GIF – GROWTH RS – NEI SELECT

How risky is it?

The value of your deposit can go down.

Low	Low to moderate	Moderate	Moderate to high	High
-----	------------------------	----------	------------------	------

Are there any guarantees?

This fund is being offered under an insurance contract. It comes with guarantees that may protect a contract Owner's deposit if markets go down. The MER includes the insurance cost for Helios2 – 75/75. For details, please refer to the Contract and Information Folder.

Who is this fund for?

This fund may be right for a person seeking long-term capital growth and security.

How much does it cost?

The following tables show the fees and expenses you could pay to buy, own and withdraw Units of the fund. The ongoing fees and expenses are different for each guarantee.

Sales Charges and Withdrawal Fees

Fee Option	What you pay	How it works
No Load	You don't have to pay anything.	• There are no sales charges or withdrawal fees.
Fee Option A		• Your advisor and the distributor they do business with receive no sales commission.

Ongoing Fund Fees

The MER includes the management fees, operating expenses and taxes of the fund as well as the insurance cost for Helios2 – 75/75. You don't pay these expenses directly. The additional guarantee fees apply if you have chosen Helios2 – 75/100 i, Helios2 – 100/100 i or Helios2 – 75/100 GLWB and are paid out of the contract each month. They affect you because they reduce the return you get on your deposit. For more details about how the guarantees work, see the guarantees section in the Contract and Information Folder.

Guarantee	MER (annual rate as a % of the fund's value)	Additional guarantee fees
Helios2 – 75/75	2.23%	None if you choose only Helios2 – 75/75.
Helios2 – 75/100 i	If you choose Helios2 – 75/100 i, Helios2 – 100/100 i or Helios2 – 75/100 GLWB, you will have to pay both the MER and the additional guarantee fees.	0.55%
Helios2 – 100/100 i		1.35%
Helios2 – 75/100 GLWB		1.60%

DFS GIF – GROWTH RS – NEI SELECT

Trailing Commission

Desjardins Financial Security pays your advisor and the distributor they do business with a trailing commission for as long as you own Units of the fund. It is for the services and advice they provide to you. The trailing commission is paid out of the management fees. Its amount depends on the market value of your Units:

- No Load (Fee Option A) – 0.90% of the market value of the Units attributed to this fee option each year.

Short Term Trading Fees

Short-term or frequent trading represents an expense for all Owners. Consequently, for short-term or frequent trading, we may charge a fee of 2% of the transaction amount, in addition to any applicable charges.

The Company also reserves the right to refuse to process this request.

Whether trading is short-term or frequent will be determined at our sole discretion according to our administrative rules in effect, including but this is not limited to switches or withdrawals of Units.

What if I change my mind?

You can change your mind about your deposit but you may have as little as two days to do so. Please see the [cover](#) of this document for details. This page also contains details on how to get more information. This Fund Facts is not complete without that page.

DESJARDINS FINANCIAL SECURITY LIFE ASSURANCE COMPANY – HELIOS2 CONTRACT (SERIES 7) DFS GIF – GROWTH – FRANKLIN QUOTENTIAL*

Financial Information as at **December 31, 2023**

*** This fund is not available for new deposits or fund switches**

Quick Facts

Inception Date:

Fund: October 30, 2000
Series 7: February 24, 2014

Total Value (000's):

Series 7: 88

Net Asset Value per Unit:

Series 7: 7.88

Number of Units Outstanding (000's):

Series 7: 11

Management Expense Ratio (MER):

Series 7: 2.33%

Portfolio Manager:

Franklin Templeton Investments Corp.

Portfolio Turnover Rate (of the Underlying Fund):

16.49%

Minimum Deposit:

Variable

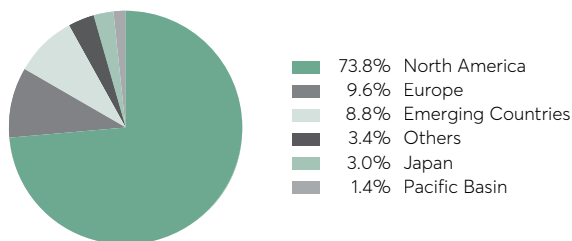
What does this fund invest in?

This fund invests in the Franklin Quotential Growth Portfolio. The Underlying Fund invests in bond (20%) and equity (80%) funds.

Top ten investments of the Underlying Fund	
Franklin U.S. Core Equity Fund	10.8%
Franklin ClearBridge Canadian Equity Fund	8.6%
Franklin FTSE U.S. Index ETF	7.1%
Franklin ClearBridge Core Plus Bond Fund	6.9%
Franklin U.S. Rising Dividends Fund	6.5%
Franklin FTSE Canada All Cap Index ETF	6.1%
Franklin International Core Equity Fund	6.0%
Franklin Canadian Core Equity Fund	5.9%
Templeton Emerging Markets Fund	5.7%
SPDR Portfolio S&P 500 Value ETF	5.4%
TOTAL	69.0%

TOTAL INVESTMENTS: 21

Investment Allocation as at December 31, 2023



How has the fund performed?

This section tells you how the fund has performed for a contract Owner who chose Helios2 – 75/75. Returns are after the MER has been deducted.

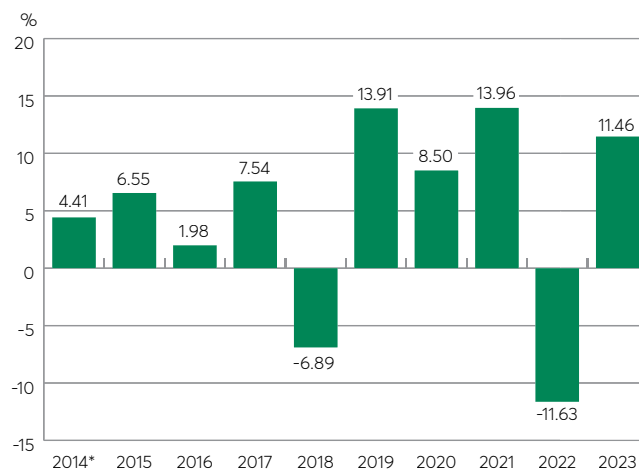
It's important to note that this doesn't tell you how the fund will perform in the future. Also, your actual return will depend on the guarantee you choose and on your personal tax situation.

Average return

A contract Owner who deposited \$1,000 in the fund and chose Helios2 – 75/75 on February 24, 2014 and Series 7 now has \$1,576. This works out to an average of 4.7% a year.

Year-by-year returns

This chart shows how the fund has performed in each of the past 10 years for a contract Owner who chose Helios2 – 75/75 and Series 7. Since February 24, 2014, the fund went up in value 8 years and down in value 2 years of the 10.



* Return is for a partial year from date first offered for sale for Series 7.

DFS GIF – GROWTH – FRANKLIN QUOTENTIAL

How risky is it?

The value of your deposit can go down.

Low	Low to moderate	Moderate	Moderate to high	High
-----	------------------------	----------	------------------	------

Are there any guarantees?

This fund is being offered under an insurance contract. It comes with guarantees that may protect a contract Owner's deposit if markets go down. The MER includes the insurance cost for Helios2 – 75/75. For details, please refer to the Contract and Information Folder.

Who is this fund for?

This fund may be right for a person seeking long-term capital growth.

How much does it cost?

The following tables show the fees and expenses you could pay to buy, own and withdraw Units of the fund. The ongoing fees and expenses are different for each guarantee.

Sales Charges and Withdrawal Fees

Fee Option	What you pay	How it works
No Load	You don't have to pay anything.	• There are no sales charges or withdrawal fees.
Fee Option A		• Your advisor and the distributor they do business with receive no sales commission.

Ongoing Fund Fees

The MER includes the management fees, operating expenses and taxes of the fund as well as the insurance cost for Helios2 – 75/75. You don't pay these expenses directly. The additional guarantee fees apply if you have chosen Helios2 – 75/100 i and are paid out of the contract each month. They affect you because they reduce the return you get on your deposit. For more details about how the guarantees work, see the guarantees section in the Contract and Information Folder.

Guarantee	MER (annual rate as a % of the fund's value)	Additional guarantee fees
Helios2 – 75/75	2.33%	None if you choose only Helios2 – 75/75.
Helios2 – 75/100 i	If you choose Helios2 – 75/100 i, you will have to pay both the MER and the additional guarantee fees.	0.50%

DFS GIF – GROWTH – FRANKLIN QUOTENTIAL

Trailing Commission

Desjardins Financial Security pays your advisor and the distributor they do business with a trailing commission for as long as you own Units of the fund. It is for the services and advice they provide to you. The trailing commission is paid out of the management fees. Its amount depends on the market value of your Units:

- No Load (Fee Option A) – 0.90% of the market value of the Units attributed to this fee option each year.

Short Term Trading Fees

Short-term or frequent trading represents an expense for all Owners. Consequently, for short-term or frequent trading, we may charge a fee of 2% of the transaction amount, in addition to any applicable charges.

The Company also reserves the right to refuse to process this request.

Whether trading is short-term or frequent will be determined at our sole discretion according to our administrative rules in effect, including but this is not limited to switches or withdrawals of Units.

What if I change my mind?

You can change your mind about your deposit but you may have as little as two days to do so. Please see the [cover](#) of this document for details. This page also contains details on how to get more information. This Fund Facts is not complete without that page.

DFS GIF – DIVIDEND BALANCED – DESJARDINS

(formerly DFS GIF – Dividend Income – Desjardins)

Financial Information as at December 31, 2023

Quick Facts

Inception Date:

Fund: September 23, 2019
Series 7: September 23, 2019

Total Value (000's):

Series 7: 250

Net Asset Value per Unit:

Series 7: 6.15

Number of Units Outstanding

(000's):
Series 7: 41

Management Expense Ratio (MER):

Series 7: 1.91%

Portfolio Manager:

Desjardins Global Asset Management Inc.

Portfolio Turnover Rate (of the Underlying Fund):

103.54%

Minimum Deposit:

Variable

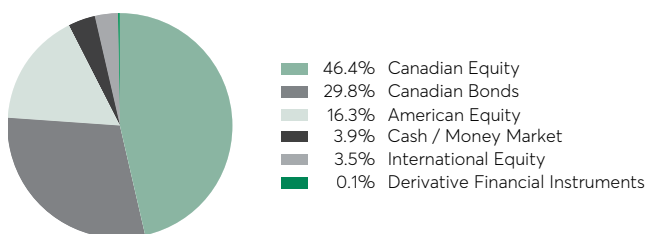
What does this fund invest in?

This fund invests in the Desjardins Dividend Balanced Fund. The Underlying Fund invests in income-producing securities which may include, but are not limited to, dividend paying equity securities, government and corporate bonds, income trusts and other securities primarily of Canadian issuers.

Top ten investments of the Underlying Fund	
Bank of Montreal	4.0%
Royal Bank of Canada	3.9%
Canadian Pacific Kansas City	3.3%
Restaurant Brands International	2.6%
Microsoft Corporation	2.4%
Canadian Natural Resources	2.2%
BCE	2.2%
Brookfield Asset Management	2.1%
Cenovus Energy	2.1%
Constellation Software	2.0%
TOTAL	26.8%

TOTAL INVESTMENTS: 296

Investment Allocation as at December 31, 2023



How has the fund performed?

This section tells you how the fund has performed for a contract Owner who chose Helios2 – 75/75. Returns are after the MER has been deducted.

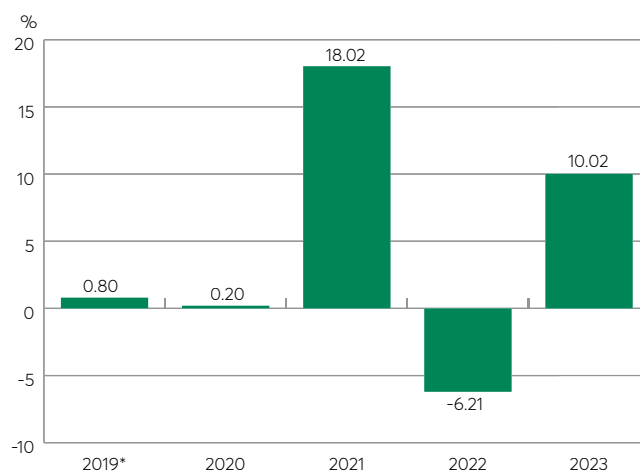
It's important to note that this doesn't tell you how the fund will perform in the future. Also, your actual return will depend on the guarantee you choose and on your personal tax situation.

Average return

A contract Owner who deposited \$1,000 in the fund and chose Helios2 – 75/75 on September 23, 2019 and Series 7 now has \$1,230. This works out to an average of 5.0% a year.

Year-by-year returns

This chart shows how the fund has performed in each of the past 5 years for a contract Owner who chose Helios2 – 75/75 and Series 7. Since September 23, 2019, the fund went up in value 4 years and down in value 1 year of the 5.



* Return is for a partial year from date first offered for sale for Series 7.

DFS GIF – DIVIDEND BALANCED – DESJARDINS (formerly DFS GIF – Dividend Income – Desjardins)

How risky is it?

The value of your deposit can go down.

Low	Low to moderate	Moderate	Moderate to high	High
-----	------------------------	----------	------------------	------

Are there any guarantees?

This fund is being offered under an insurance contract. It comes with guarantees that may protect a contract Owner's deposit if markets go down. The MER includes the insurance cost for Helios2 – 75/75. For details, please refer to the Contract and Information Folder.

Who is this fund for?

This fund may be right for a person seeking income from dividends and capital growth.

How much does it cost?

The following tables show the fees and expenses you could pay to buy, own and withdraw Units of the fund. The ongoing fees and expenses are different for each guarantee.

Sales Charges and Withdrawal Fees

Fee Option	What you pay	How it works
No Load	You don't have to pay anything.	• There are no sales charges or withdrawal fees.
Fee Option A		• Your advisor and the distributor they do business with receive no sales commission.

Ongoing Fund Fees

The MER includes the management fees, operating expenses and taxes of the fund as well as the insurance cost for Helios2 – 75/75. You don't pay these expenses directly. The additional guarantee fees apply if you have chosen Helios2 – 75/100 i or Helios2 – 100/100 i and are paid out of the contract each month. They affect you because they reduce the return you get on your deposit. For more details about how the guarantees work, see the guarantees section in the Contract and Information Folder.

Guarantee	MER (annual rate as a % of the fund's value)	Additional guarantee fees
Helios2 – 75/75	1.91%	None if you choose only Helios2 – 75/75.
Helios2 – 75/100 i	If you choose Helios2 – 75/100 i or Helios2 – 100/100 i, you will have to pay both the MER and the additional guarantee fees.	0.50%
Helios2 – 100/100 i		1.35%

DFS GIF – DIVIDEND BALANCED – DESJARDINS

(formerly DFS GIF – Dividend Income – Desjardins)

Trailing Commission

Desjardins Financial Security pays your advisor and the distributor they do business with a trailing commission for as long as you own Units of the fund. It is for the services and advice they provide to you. The trailing commission is paid out of the management fees. Its amount depends on the market value of your Units:

- No Load (Fee Option A) – 0.90% of the market value of the Units attributed to this fee option each year.

Short Term Trading Fees

Short-term or frequent trading represents an expense for all Owners. Consequently, for short-term or frequent trading, we may charge a fee of 2% of the transaction amount, in addition to any applicable charges.

The Company also reserves the right to refuse to process this request.

Whether trading is short-term or frequent will be determined at our sole discretion according to our administrative rules in effect, including but this is not limited to switches or withdrawals of Units.

What if I change my mind?

You can change your mind about your deposit but you may have as little as two days to do so. Please see the [cover](#) of this document for details. This page also contains details on how to get more information. This Fund Facts is not complete without that page.

DESJARDINS FINANCIAL SECURITY LIFE ASSURANCE COMPANY – HELIOS2 CONTRACT (SERIES 7) DFS GIF – CANADIAN DIVIDEND – NEI*

Financial Information as at December 31, 2023

* This fund is not available for new deposits or fund switches

Quick Facts

Inception Date:

Fund: September 24, 2012
Series 7: February 24, 2014

Total Value (000's):

Series 7: 392

Net Asset Value per Unit:

Series 7: 8.34

Number of Units Outstanding

(000's):
Series 7: 47

Management Expense Ratio (MER):

Series 7: 2.19%

Portfolio Manager:

Nortwest & Ethical Investments L. P.

Portfolio Sub-Advisor:

Lincluden Investment
Management Limited

Portfolio Turnover Rate (of the Underlying Fund):

22.61%

Minimum Deposit:

Variable

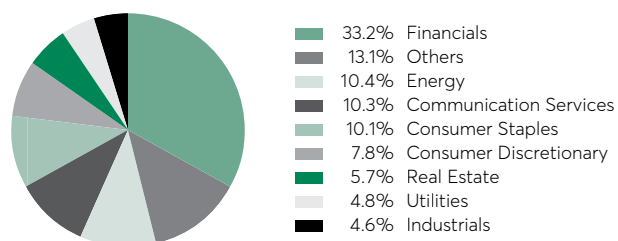
What does this fund invest in?

The fund invests in the NEI Canadian Dividend Fund. The Underlying Fund invests primarily in Canadian common stocks.

Top ten investments of the Underlying Fund	
Toronto-Dominion Bank	5.5%
Royal Bank of Canada	5.0%
TC Energy	4.0%
BCE	3.4%
Canadian Imperial Bank of Commerce	3.3%
Scotiabank	3.2%
Manulife Financial Corporation	3.2%
Hydro One	3.2%
Nutrien	3.1%
Brookfield Corporation	3.1%
TOTAL	37.0%

TOTAL INVESTMENTS: 70

Investment Allocation as at December 31, 2023



How has the fund performed?

This section tells you how the fund has performed for a contract Owner who chose Helios2 – 75/75. Returns are after the MER has been deducted.

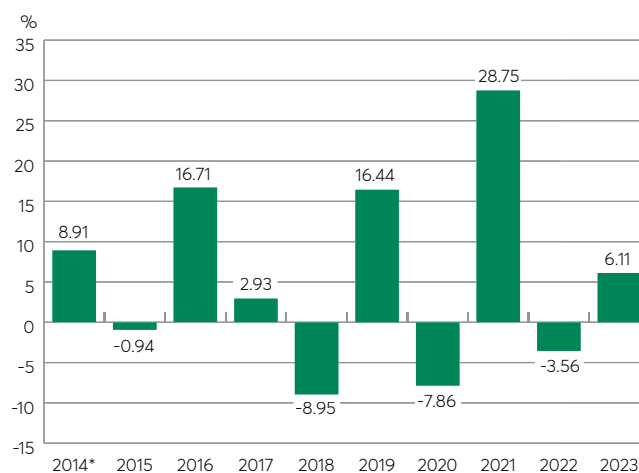
It's important to note that this doesn't tell you how the fund will perform in the future. Also, your actual return will depend on the guarantee you choose and on your personal tax situation.

Average return

A contract Owner who deposited \$1,000 in the fund and chose Helios2 – 75/75 on February 24, 2014 and Series 7 now has \$1,668. This works out to an average of 5.3% a year.

Year-by-year returns

This chart shows how the fund has performed in each of the past 10 years for a contract Owner who chose Helios2 – 75/75 and Series 7. Since February 24, 2014, the fund went up in value 6 years and down in value 4 years of the 10.



* Return is for a partial year from date first offered for sale for Series 7.

DFS GIF – CANADIAN DIVIDEND – NEI

How risky is it?

The value of your deposit can go down.

Low	Low to moderate	Moderate	Moderate to high	High
-----	-----------------	-----------------	------------------	------

Are there any guarantees?

This fund is being offered under an insurance contract. It comes with guarantees that may protect a contract Owner's deposit if markets go down. The MER includes the insurance cost for Helios2 – 75/75. For details, please refer to the Contract and Information Folder.

Who is this fund for?

This fund may be right for a person seeking a balance of current income and capital appreciation. Since the fund invests in equities, changes in market conditions can cause its market value to increase or decrease in a short period of time.

How much does it cost?

The following tables show the fees and expenses you could pay to buy, own and withdraw Units of the fund. The ongoing fees and expenses are different for each guarantee.

Sales Charges and Withdrawal Fees

Fee Option	What you pay	How it works
No Load	You don't have to pay anything.	• There are no sales charges or withdrawal fees.
Fee Option A		• Your advisor and the distributor they do business with receive no sales commission.

Ongoing Fund Fees

The MER includes the management fees, operating expenses and taxes of the fund as well as the insurance cost for Helios2 – 75/75. You don't pay these expenses directly. The additional guarantee fees apply if you have chosen Helios2 – 75/100 i or Helios2 – 100/100 i and are paid out of the contract each month. They affect you because they reduce the return you get on your deposit. For more details about how the guarantees work, see the guarantees section in the Contract and Information Folder.

Guarantee	MER (annual rate as a % of the fund's value)	Additional guarantee fees
Helios2 – 75/75	2.19%	None if you choose only Helios2 – 75/75.
Helios2 – 75/100 i	If you choose Helios2 – 75/100 i or Helios2 – 100/100 i, you will have to pay both the MER and the additional guarantee fees.	0.50%
Helios2 – 100/100 i		1.35%

DFS GIF – CANADIAN DIVIDEND – NEI

Trailing Commission

Desjardins Financial Security pays your advisor and the distributor they do business with a trailing commission for as long as you own Units of the fund. It is for the services and advice they provide to you. The trailing commission is paid out of the management fees. Its amount depends on the market value of your Units:

- No Load (Fee Option A) – 0.90% of the market value of the Units attributed to this fee option each year.

Short Term Trading Fees

Short-term or frequent trading represents an expense for all Owners. Consequently, for short-term or frequent trading, we may charge a fee of 2% of the transaction amount, in addition to any applicable charges.

The Company also reserves the right to refuse to process this request.

Whether trading is short-term or frequent will be determined at our sole discretion according to our administrative rules in effect, including but this is not limited to switches or withdrawals of Units.

What if I change my mind?

You can change your mind about your deposit but you may have as little as two days to do so. Please see the [cover](#) of this document for details. This page also contains details on how to get more information. This Fund Facts is not complete without that page.

DESJARDINS FINANCIAL SECURITY LIFE ASSURANCE COMPANY – HELIOS2 CONTRACT (SERIES 7) DFS GIF – CANADIAN EQUITY – DESJARDINS

Financial Information as at **December 31, 2023**

Quick Facts

Inception Date:

Fund: November 16, 2020

Series 7: November 16, 2020

Total Value (000's):

Series 7: 60

Net Asset Value per Unit:

Series 7: 6.10

Number of Units Outstanding (000's):

Series 7: 10

Management Expense Ratio (MER):

Series 7: 2.06%

Portfolio Manager:

Desjardins Global Asset Management Inc.

Portfolio Turnover Rate (of the Underlying Fund):

18.94%

Minimum Deposit:

Variable

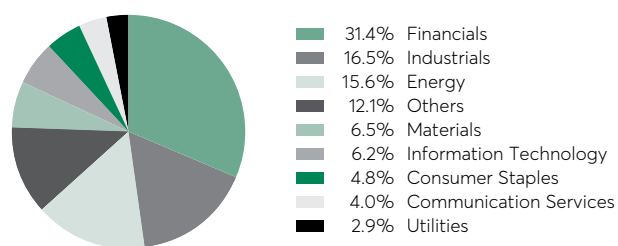
What does this fund invest in?

This fund invests in the Desjardins Canadian Equity Fund. The Underlying Fund invests primarily in equity securities of large-cap Canadian corporations.

Top ten investments of the Underlying Fund	
Royal Bank of Canada	6.5%
Canadian Natural Resources	4.8%
Enbridge	4.8%
Bank of Montreal	4.7%
Canadian Pacific Kansas City	4.4%
Toronto-Dominion Bank	4.3%
Brookfield Corporation	3.9%
Shopify	3.2%
Waste Connections	3.1%
Constellation Software	3.0%
TOTAL	42.7%

TOTAL INVESTMENTS: 52

Investment Allocation as at December 31, 2023



How has the fund performed?

This section tells you how the fund has performed for a contract Owner who chose Helios2 – 75/75. Returns are after the MER has been deducted.

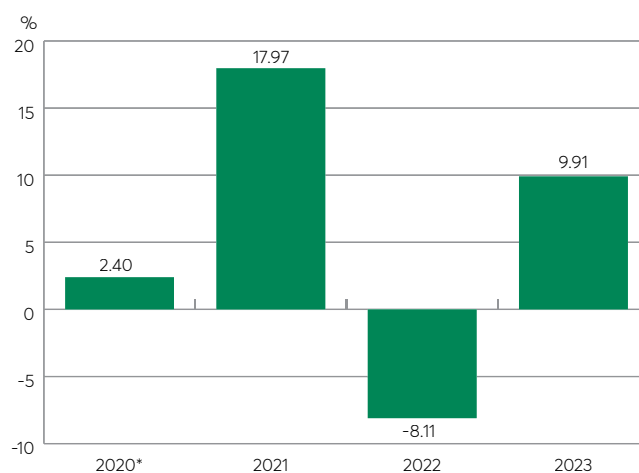
It's important to note that this doesn't tell you how the fund will perform in the future. Also, your actual return will depend on the guarantee you choose and on your personal tax situation.

Average return

A contract Owner who deposited \$1,000 in the fund and chose Helios2 – 75/75 on November 16, 2020 and Series 7 now has \$1,220. This works out to an average of 6.6% a year.

Year-by-year returns

This chart shows how the fund has performed in each of the past 4 years for a contract Owner who chose Helios2 – 75/75 and Series 7. Since November 16, 2020, the fund went up in value 3 years and down in value 1 year of the 4.



* Return is for a partial year from date first offered for sale for Series 7.

DFS GIF – CANADIAN EQUITY – DESJARDINS

How risky is it?

The value of your deposit can go down.

Low	Low to moderate	Moderate	Moderate to high	High
-----	-----------------	-----------------	------------------	------

Are there any guarantees?

This fund is being offered under an insurance contract. It comes with guarantees that may protect a contract Owner's deposit if markets go down. The MER includes the insurance cost for Helios2 – 75/75. For details, please refer to the Contract and Information Folder.

Who is this fund for?

This fund may be right for a person seeking for a long-term capital appreciation by investing in a Canadian equity core fund.

How much does it cost?

The following tables show the fees and expenses you could pay to buy, own and withdraw Units of the fund. The ongoing fees and expenses are different for each guarantee.

Sales Charges and Withdrawal Fees

Fee Option	What you pay	How it works
No Load	You don't have to pay anything.	• There are no sales charges or withdrawal fees.
Fee Option A		• Your advisor and the distributor they do business with receive no sales commission.

Ongoing Fund Fees

The MER includes the management fees, operating expenses and taxes of the fund as well as the insurance cost for Helios2 – 75/75. You don't pay these expenses directly. The additional guarantee fees apply if you have chosen Helios2 – 75/100 i or Helios2 – 100/100 i and are paid out of the contract each month. They affect you because they reduce the return you get on your deposit. For more details about how the guarantees work, see the guarantees section in the Contract and Information Folder.

Guarantee	MER (annual rate as a % of the fund's value)	Additional guarantee fees
Helios2 – 75/75	2.06%	None if you choose only Helios2 – 75/75.
Helios2 – 75/100 i	If you choose Helios2 – 75/100 i or Helios2 – 100/100 i, you will have to pay both the MER and the additional guarantee fees.	0.60%
Helios2 – 100/100 i		1.35%

DFS GIF – CANADIAN EQUITY – DESJARDINS

Trailing Commission

Desjardins Financial Security pays your advisor and the distributor they do business with a trailing commission for as long as you own Units of the fund. It is for the services and advice they provide to you. The trailing commission is paid out of the management fees. Its amount depends on the market value of your Units:

- No Load (Fee Option A) – 0.90% of the market value of the Units attributed to this fee option each year.

Short Term Trading Fees

Short-term or frequent trading represents an expense for all Owners. Consequently, for short-term or frequent trading, we may charge a fee of 2% of the transaction amount, in addition to any applicable charges.

The Company also reserves the right to refuse to process this request.

Whether trading is short-term or frequent will be determined at our sole discretion according to our administrative rules in effect, including but this is not limited to switches or withdrawals of Units.

What if I change my mind?

You can change your mind about your deposit but you may have as little as two days to do so. Please see the [cover](#) of this document for details. This page also contains details on how to get more information. This Fund Facts is not complete without that page.

DESJARDINS FINANCIAL SECURITY LIFE ASSURANCE COMPANY – HELIOS2 CONTRACT (SERIES 7) DFS GIF – CANADIAN EQUITY – JARISLOWSKY FRASER

Financial Information as at **December 31, 2023**

Quick Facts

Inception Date:

Fund: December 5, 2005

Series 7: October 16, 2015

Total Value (000's):

Series 7: 305

Net Asset Value per Unit:

Series 7: 8.03

Number of Units Outstanding (000's):

Series 7: 38

Management Expense Ratio (MER):

Series 7: 2.21%

Portfolio Manager:

Jarislowsky, Fraser Limited

Portfolio Turnover Rate (of the Underlying Fund):

9.90%

Minimum Deposit:

Variable

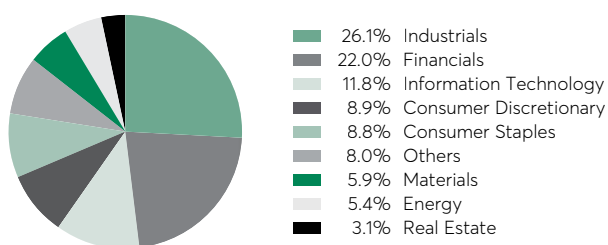
What does this fund invest in?

This fund invests in the Jarislowsky Fraser Canadian Equity Fund. The Underlying Fund invests primarily in equity from large Canadian companies.

Top ten investments of the Underlying Fund	
Canadian National Railway Company	7.0%
Jarislowsky Fraser Special Equity Fund	6.6%
Brookfield Corporation	6.0%
Scotiabank	4.6%
Open Text Corporation	4.0%
SNC-Lavalin Group	3.9%
Alimentation Couche-Tard	3.8%
TC Energy	3.7%
CGI Group	3.6%
Restaurant Brands International	3.6%
TOTAL	46.8%

TOTAL INVESTMENTS: 35

Investment Allocation as at December 31, 2023



How has the fund performed?

This section tells you how the fund has performed for a contract Owner who chose Helios2 – 75/75. Returns are after the MER has been deducted.

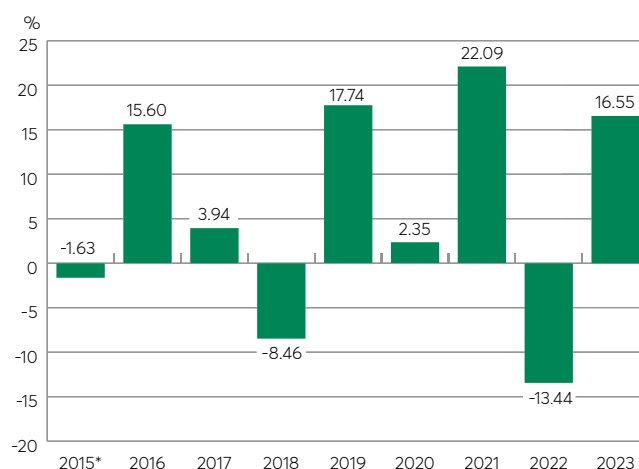
It's important to note that this doesn't tell you how the fund will perform in the future. Also, your actual return will depend on the guarantee you choose and on your personal tax situation.

Average return

A contract Owner who deposited \$1,000 in the fund and chose Helios2 – 75/75 on October 16, 2015 and Series 7 now has \$1,606. This works out to an average of 5.9% a year.

Year-by-year returns

This chart shows how the fund has performed in each of the past 9 years for a contract Owner who chose Helios2 – 75/75 and Series 7. Since October 16, 2015, the fund went up in value 6 years and down in value 3 years of the 9.



* Return is for a partial year from date first offered for sale for Series 7.

DFS GIF – CANADIAN EQUITY – JARISLOWSKY FRASER

How risky is it?

The value of your deposit can go down.

Low	Low to moderate	Moderate	Moderate to high	High
-----	-----------------	-----------------	------------------	------

Are there any guarantees?

This fund is being offered under an insurance contract. It comes with guarantees that may protect a contract Owner's deposit if markets go down. The MER includes the insurance cost for Helios2 – 75/75. For details, please refer to the Contract and Information Folder.

Who is this fund for?

This fund may be right for a person seeking interest income with stability of capital.

How much does it cost?

The following tables show the fees and expenses you could pay to buy, own and withdraw Units of the fund. The ongoing fees and expenses are different for each guarantee.

Sales Charges and Withdrawal Fees

Fee Option	What you pay	How it works
No Load	You don't have to pay anything.	• There are no sales charges or withdrawal fees.
Fee Option A		• Your advisor and the distributor they do business with receive no sales commission.

Ongoing Fund Fees

The MER includes the management fees, operating expenses and taxes of the fund as well as the insurance cost for Helios2 – 75/75. You don't pay these expenses directly. The additional guarantee fees apply if you have chosen Helios2 – 75/100 i or Helios2 – 100/100 i and are paid out of the contract each month. They affect you because they reduce the return you get on your deposit. For more details about how the guarantees work, see the guarantees section in the Contract and Information Folder.

Guarantee	MER (annual rate as a % of the fund's value)	Additional guarantee fees
Helios2 – 75/75	2.21%	None if you choose only Helios2 – 75/75.
Helios2 – 75/100 i	If you choose Helios2 – 75/100 i or Helios2 – 100/100 i, you will have to pay both the MER and the additional guarantee fees.	0.65%
Helios2 – 100/100 i		1.35%

DFS GIF – CANADIAN EQUITY – JARISLOWSKY FRASER

Trailing Commission

Desjardins Financial Security pays your advisor and the distributor they do business with a trailing commission for as long as you own Units of the fund. It is for the services and advice they provide to you. The trailing commission is paid out of the management fees. Its amount depends on the market value of your Units:

- No Load (Fee Option A) – 0.90% of the market value of the Units attributed to this fee option each year.

Short Term Trading Fees

Short-term or frequent trading represents an expense for all Owners. Consequently, for short-term or frequent trading, we may charge a fee of 2% of the transaction amount, in addition to any applicable charges.

The Company also reserves the right to refuse to process this request.

Whether trading is short-term or frequent will be determined at our sole discretion according to our administrative rules in effect, including but this is not limited to switches or withdrawals of Units.

What if I change my mind?

You can change your mind about your deposit but you may have as little as two days to do so. Please see the [cover](#) of this document for details. This page also contains details on how to get more information. This Fund Facts is not complete without that page.

DESJARDINS FINANCIAL SECURITY LIFE ASSURANCE COMPANY – HELIOS2 CONTRACT (SERIES 7) DFS GIF – CANADIAN EQUITY – FIDELITY TRUE NORTH®

Financial Information as at **December 31, 2023**

Quick Facts

Inception Date:

Fund: December 1, 2008

Series 7: February 24, 2014

Total Value (000's):

Series 7: 1,003

Net Asset Value per Unit:

Series 7: 9.56

Number of Units Outstanding (000's):

Series 7: 105

Management Expense Ratio (MER):

Series 7: 2.41%

Portfolio Manager:

Fidelity Investments Canada ULC

Portfolio Turnover Rate:

10.49%

Minimum Deposit:

Variable

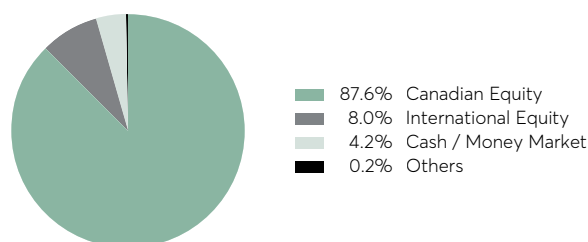
What does this fund invest in?

This fund invests in the Fidelity True North® Fund. The Underlying Fund invests primarily in equity from small, medium and large Canadian companies.

Top ten investments of the Underlying Fund	
Canadian National Railway Company	4.9%
Royal Bank of Canada	4.9%
Rogers Communications	3.9%
Toronto-Dominion Bank	3.8%
Canadian Natural Resources	3.7%
Alimentation Couche-Tard	3.5%
Constellation Software	2.9%
Agnico Eagle Mines	2.8%
Intact Financial Corporation	2.7%
TMX Group	2.5%
TOTAL	35.6%

TOTAL INVESTMENTS: 138

Investment Allocation as at December 31, 2023



* Fidelity True North is a registered trademark of FMR Corp.

How has the fund performed?

This section tells you how the fund has performed for a contract Owner who chose Helios2 – 75/75. Returns are after the MER has been deducted.

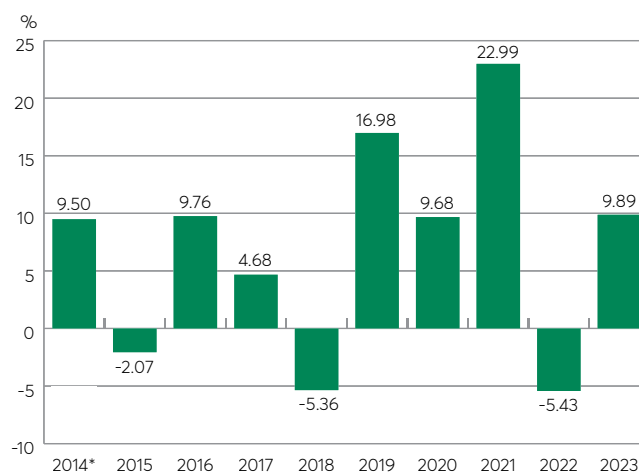
It's important to note that this doesn't tell you how the fund will perform in the future. Also, your actual return will depend on the guarantee you choose and on your personal tax situation.

Average return

A contract Owner who deposited \$1,000 in the fund and chose Helios2 – 75/75 on February 24, 2014 and Series 7 now has \$1,912. This works out to an average of 6.8% a year.

Year-by-year returns

This chart shows how the fund has performed in each of the past 10 years for a contract Owner who chose Helios2 – 75/75 and Series 7. Since February 24, 2014, the fund went up in value 7 years and down in value 3 years of the 10.



* Return is for a partial year from date first offered for sale for Series 7.

DFS GIF – CANADIAN EQUITY – FIDELITY TRUE NORTH®

How risky is it?

The value of your deposit can go down.

Low	Low to moderate	Moderate	Moderate to high	High
-----	------------------------	----------	------------------	------

Are there any guarantees?

This fund is being offered under an insurance contract. It comes with guarantees that may protect a contract Owner's deposit if markets go down. The MER includes the insurance cost for Helios2 – 75/75. For details, please refer to the Contract and Information Folder.

Who is this fund for?

This fund may be right for a person seeking long-term capital growth with moderate risk.

How much does it cost?

The following tables show the fees and expenses you could pay to buy, own and withdraw Units of the fund. The ongoing fees and expenses are different for each guarantee.

Sales Charges and Withdrawal Fees

Fee Option	What you pay	How it works
No Load	You don't have to pay anything.	• There are no sales charges or withdrawal fees.
Fee Option A		• Your advisor and the distributor they do business with receive no sales commission.

Ongoing Fund Fees

The MER includes the management fees, operating expenses and taxes of the fund as well as the insurance cost for Helios2 – 75/75. You don't pay these expenses directly. The additional guarantee fees apply if you have chosen Helios2 – 75/100 i or Helios2 – 100/100 i and are paid out of the contract each month. They affect you because they reduce the return you get on your deposit. For more details about how the guarantees work, see the guarantees section in the Contract and Information Folder.

Guarantee	MER (annual rate as a % of the fund's value)	Additional guarantee fees
Helios2 – 75/75	2.41%	None if you choose only Helios2 – 75/75.
Helios2 – 75/100 i	If you choose Helios2 – 75/100 i or Helios2 – 100/100 i, you will have to pay both the MER and the additional guarantee fees.	0.65%
Helios2 – 100/100 i		1.35%

DFS GIF – CANADIAN EQUITY – FIDELITY TRUE NORTH®

Trailing Commission

Desjardins Financial Security pays your advisor and the distributor they do business with a trailing commission for as long as you own Units of the fund. It is for the services and advice they provide to you. The trailing commission is paid out of the management fees. Its amount depends on the market value of your Units:

- No Load (Fee Option A) – 0.90% of the market value of the Units attributed to this fee option each year.

Short Term Trading Fees

Short-term or frequent trading represents an expense for all Owners. Consequently, for short-term or frequent trading, we may charge a fee of 2% of the transaction amount, in addition to any applicable charges.

The Company also reserves the right to refuse to process this request.

Whether trading is short-term or frequent will be determined at our sole discretion according to our administrative rules in effect, including but this is not limited to switches or withdrawals of Units.

What if I change my mind?

You can change your mind about your deposit but you may have as little as two days to do so. Please see the [cover](#) of this document for details. This page also contains details on how to get more information. This Fund Facts is not complete without that page.

DFS GIF – CANADIAN EQUITY – FRANKLIN CLEARBRIDGE* (formerly DFS GIF – Canadian Equity – Franklin Bissett)

Financial Information as at December 31, 2023

* This fund is not available for new deposits or fund switches

Quick Facts

Inception Date:

Fund: April 17, 2000
Series 7: February 24, 2014

Number of Units Outstanding (000's):

Series 7: 4

Portfolio Turnover Rate (of the Underlying Fund):

21.18%

Total Value (000's):

Series 7: 31

Management Expense Ratio (MER):

Series 7: 2.36%

Minimum Deposit:

Variable

Net Asset Value per Unit:

Series 7: 8.46

Portfolio Manager:

Franklin Templeton Investments Corp.

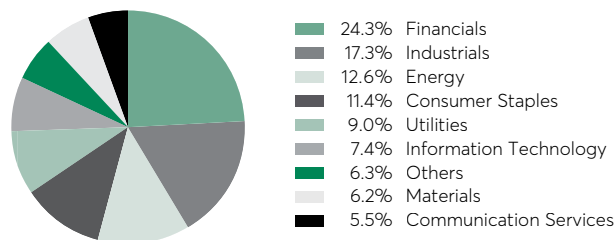
What does this fund invest in?

This fund invests in the Franklin ClearBridge Canadian Equity Fund. The Underlying Fund invests primarily in equity from medium and large Canadian companies.

Top ten investments of the Underlying Fund	
Toronto-Dominion Bank	5.5%
Royal Bank of Canada	5.2%
Alimentation Couche-Tard	4.4%
Canadian Pacific Kansas City	4.2%
Canadian National Railway Company	4.1%
Agnico Eagle Mines	3.9%
Fortis	3.5%
Scotiabank	3.4%
Open Text Corporation	3.4%
Waste Connections	3.2%
TOTAL	40.8%

TOTAL INVESTMENTS: 46

Investment Allocation as at December 31, 2023



How has the fund performed?

This section tells you how the fund has performed for a contract Owner who chose Helios2 – 75/75. Returns are after the MER has been deducted.

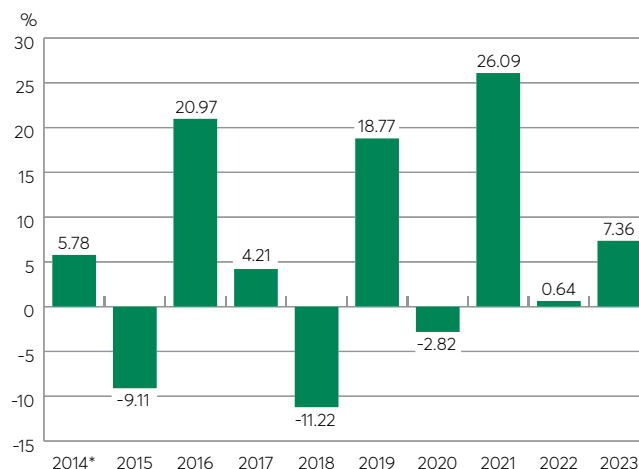
It's important to note that this doesn't tell you how the fund will perform in the future. Also, your actual return will depend on the guarantee you choose and on your personal tax situation.

Average return

A contract Owner who deposited \$1,000 in the fund and chose Helios2 – 75/75 on February 24, 2014 and Series 7 now has \$1,692. This works out to an average of 5.5% a year.

Year-by-year returns

This chart shows how the fund has performed in each of the past 10 years for a contract Owner who chose Helios2 – 75/75 and Series 7. Since February 24, 2014, the fund went up in value 7 years and down in value 3 years of the 10.



* Return is for a partial year from date first offered for sale for Series 7.

DFS GIF – CANADIAN EQUITY – FRANKLIN CLEARBRIDGE (formerly DFS GIF – Canadian Equity – Franklin Bissett)

How risky is it?

The value of your deposit can go down.

Low	Low to moderate	Moderate	Moderate to high	High
-----	------------------------	----------	------------------	------

Are there any guarantees?

This fund is being offered under an insurance contract. It comes with guarantees that may protect a contract Owner's deposit if markets go down. The MER includes the insurance cost for Helios2 – 75/75. For details, please refer to the Contract and Information Folder.

Who is this fund for?

This fund may be right for a person seeking long-term capital growth. Since the fund invests in equities, changes in market conditions can cause its market value to increase or decrease in a short period of time.

How much does it cost?

The following tables show the fees and expenses you could pay to buy, own and withdraw Units of the fund. The ongoing fees and expenses are different for each guarantee.

Sales Charges and Withdrawal Fees

Fee Option	What you pay	How it works
No Load	You don't have to pay anything.	<ul style="list-style-type: none"> There are no sales charges or withdrawal fees.
Fee Option A		<ul style="list-style-type: none"> Your advisor and the distributor they do business with receive no sales commission.

Ongoing Fund Fees

The MER includes the management fees, operating expenses and taxes of the fund as well as the insurance cost for Helios2 – 75/75. You don't pay these expenses directly. The additional guarantee fees apply if you have chosen Helios2 – 75/100 i or Helios2 – 100/100 i and are paid out of the contract each month. They affect you because they reduce the return you get on your deposit. For more details about how the guarantees work, see the guarantees section in the Contract and Information Folder.

Guarantee	MER (annual rate as a % of the fund's value)	Additional guarantee fees
Helios2 – 75/75	2.36%	None if you choose only Helios2 – 75/75.
Helios2 – 75/100 i	If you choose Helios2 – 75/100 i or Helios2 – 100/100 i, you will have to pay both the MER and the additional guarantee fees.	0.60%
Helios2 – 100/100 i		1.35%

DFS GIF – CANADIAN EQUITY – FRANKLIN CLEARBRIDGE

(formerly DFS GIF – Canadian Equity – Franklin Bissett)

Trailing Commission

Desjardins Financial Security pays your advisor and the distributor they do business with a trailing commission for as long as you own Units of the fund. It is for the services and advice they provide to you. The trailing commission is paid out of the management fees. Its amount depends on the market value of your Units:

- No Load (Fee Option A) – 0.90% of the market value of the Units attributed to this fee option each year.

Short Term Trading Fees

Short-term or frequent trading represents an expense for all Owners. Consequently, for short-term or frequent trading, we may charge a fee of 2% of the transaction amount, in addition to any applicable charges.

The Company also reserves the right to refuse to process this request.

Whether trading is short-term or frequent will be determined at our sole discretion according to our administrative rules in effect, including but this is not limited to switches or withdrawals of Units.

What if I change my mind?

You can change your mind about your deposit but you may have as little as two days to do so. Please see the [cover](#) of this document for details. This page also contains details on how to get more information. This Fund Facts is not complete without that page.

DESJARDINS FINANCIAL SECURITY LIFE ASSURANCE COMPANY – HELIOS2 CONTRACT (SERIES 7) DFS GIF – CANADIAN SMALL CAP EQUITY – NEI*

Financial Information as at **December 31, 2023**

*** This fund is not available for new deposits or fund switches**

Quick Facts

Inception Date:

Fund: December 11, 2006
Series 7: February 24, 2014

Total Value (000's):

Series 7: 8

Net Asset Value per Unit:

Series 7: 5.56

Number of Units Outstanding (000's):

Series 7: 2

Management Expense Ratio (MER):

Series 7: 2.59%

Portfolio Manager:

Northwest & Ethical Investments L.P.

Portfolio Sub-Advisor:

Hillsdale Investment Management Inc.

Portfolio Turnover Rate (of the Underlying Fund):

126.15%

Minimum Deposit:

Variable

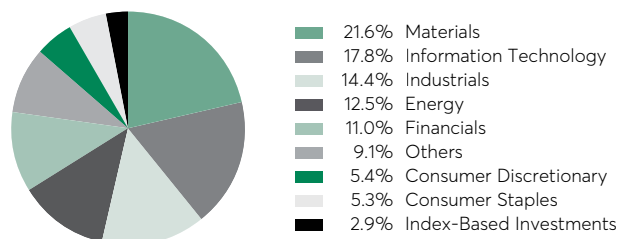
What does this fund invest in?

This fund invests in the NEI Canadian Small Cap Equity Fund. The Underlying Fund invests primarily in equity from small Canadian companies.

Top ten investments of the Underlying Fund	
Celestica	3.7%
goeasy	3.3%
Eldorado Gold Corporation	3.0%
Badger Infrastructure Solution	2.9%
Hammond Power Solutions Inc.	2.9%
Centamin PLC	2.7%
Stella-Jones	2.6%
Docebo Inc.	2.6%
Equitable Group	2.6%
Lightspeed Commerce Inc.	2.6%
TOTAL	28.9%

TOTAL INVESTMENTS: 88

Investment Allocation as at December 31, 2023



How has the fund performed?

This section tells you how the fund has performed for a contract Owner who chose Helios2 – 75/75. Returns are after the MER has been deducted.

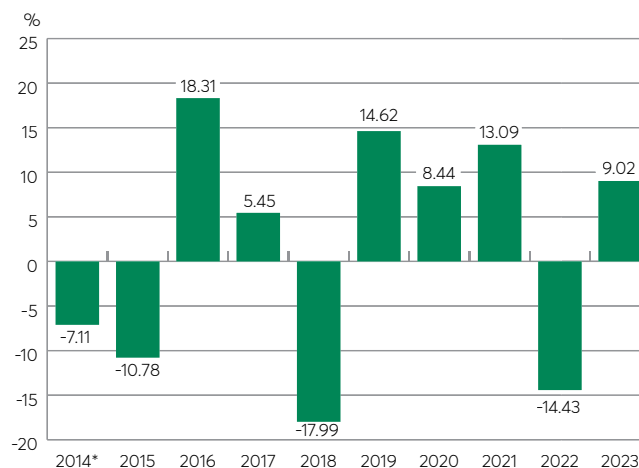
It's important to note that this doesn't tell you how the fund will perform in the future. Also, your actual return will depend on the guarantee you choose and on your personal tax situation.

Average return

A contract Owner who deposited \$1,000 in the fund and chose Helios2 – 75/75 on February 24, 2014 and Series 7 now has \$1,112. This works out to an average of 1.1% a year.

Year-by-year returns

This chart shows how the fund has performed in each of the past 10 years for a contract Owner who chose Helios2 – 75/75 and Series 7. Since February 24, 2014, the fund went up in value 6 years and down in value 4 years of the 10.



* Return is for a partial year from date first offered for sale for Series 7.

DFS GIF – CANADIAN SMALL CAP EQUITY – NEI

How risky is it?

The value of your deposit can go down.

Low	Low to moderate	Moderate	Moderate to high	High
-----	-----------------	-----------------	------------------	------

Are there any guarantees?

This fund is being offered under an insurance contract. It comes with guarantees that may protect a contract Owner's deposit if markets go down. The MER includes the insurance cost for Helios2 – 75/75. For details, please refer to the Contract and Information Folder.

Who is this fund for?

This fund may be right for a person seeking long-term capital growth but can tolerate high variations in value.

How much does it cost?

The following tables show the fees and expenses you could pay to buy, own and withdraw Units of the fund. The ongoing fees and expenses are different for each guarantee.

Sales Charges and Withdrawal Fees

Fee Option	What you pay	How it works
No Load	You don't have to pay anything.	• There are no sales charges or withdrawal fees.
Fee Option A		• Your advisor and the distributor they do business with receive no sales commission.

Ongoing Fund Fees

The MER includes the management fees, operating expenses and taxes of the fund as well as the insurance cost for Helios2 – 75/75. You don't pay these expenses directly. The additional guarantee fees apply if you have chosen Helios2 – 75/100 i and are paid out of the contract each month. They affect you because they reduce the return you get on your deposit. For more details about how the guarantees work, see the guarantees section in the Contract and Information Folder.

Guarantee	MER (annual rate as a % of the fund's value)	Additional guarantee fees
Helios2 – 75/75	2.59%	None if you choose only Helios2 – 75/75.
Helios2 – 75/100 i	If you choose Helios2 – 75/100 i, you will have to pay both the MER and the additional guarantee fees.	0.60%

DFS GIF – CANADIAN SMALL CAP EQUITY – NEI

Trailing Commission

Desjardins Financial Security pays your advisor and the distributor they do business with a trailing commission for as long as you own Units of the fund. It is for the services and advice they provide to you. The trailing commission is paid out of the management fees. Its amount depends on the market value of your Units:

- No Load (Fee Option A) – 0.90% of the market value of the Units attributed to this fee option each year.

Short Term Trading Fees

Short-term or frequent trading represents an expense for all Owners. Consequently, for short-term or frequent trading, we may charge a fee of 2% of the transaction amount, in addition to any applicable charges.

The Company also reserves the right to refuse to process this request.

Whether trading is short-term or frequent will be determined at our sole discretion according to our administrative rules in effect, including but this is not limited to switches or withdrawals of Units.

What if I change my mind?

You can change your mind about your deposit but you may have as little as two days to do so. Please see the [cover](#) of this document for details. This page also contains details on how to get more information. This Fund Facts is not complete without that page.

DESJARDINS FINANCIAL SECURITY LIFE ASSURANCE COMPANY – HELIOS2 CONTRACT (SERIES 7) DFS GIF – CANADIAN SMALL CAP – FRANKLIN CLEARBRIDGE* (formerly DFS GIF – Small Cap – Franklin Bissett)

Financial Information as at December 31, 2023

* This fund is not available for new deposits or fund switches

Quick Facts

Inception Date:

Fund: April 17, 2000
Series 7: February 24, 2014

Total Value (000's):

Series 7: 34

Net Asset Value per Unit:

Series 7: 4.49

Number of Units Outstanding (000's):

Series 7: 7

Management Expense Ratio (MER):

Series 7: 2.67%

Portfolio Manager:

Franklin Templeton Investments Corp.

Portfolio Turnover Rate (of the Underlying Fund):

11.77%

Minimum Deposit:

Variable

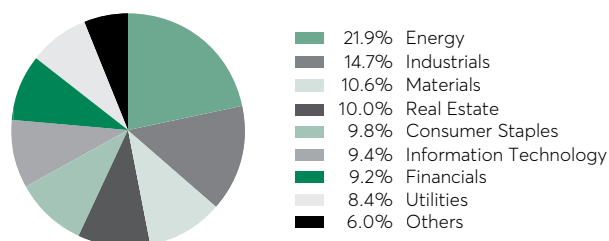
What does this fund invest in?

This fund invests in the Franklin ClearBridge Canadian Small Cap Fund. The Underlying Fund invests primarily in equity from small and medium Canadian companies.

Top ten investments of the Underlying Fund	
DRI Healthcare Trust	4.2%
Atco	3.7%
Equitable Group	3.6%
Boyd Group Services	3.3%
Empire Company	3.1%
PHX Energy Services	3.1%
Headwater Exploration	3.1%
AltaGas	3.0%
Winpak	2.9%
FirstService Corporation	2.7%
TOTAL	32.7%

TOTAL INVESTMENTS: 47

Investment Allocation as at December 31, 2023



How has the fund performed?

This section tells you how the fund has performed for a contract Owner who chose Helios2 – 75/75. Returns are after the MER has been deducted.

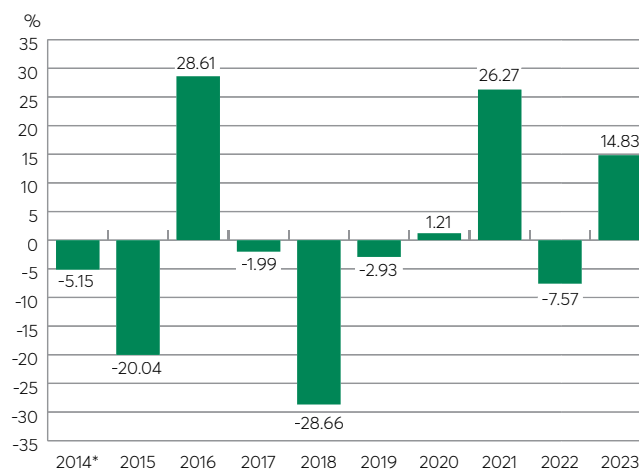
It's important to note that this doesn't tell you how the fund will perform in the future. Also, your actual return will depend on the guarantee you choose and on your personal tax situation.

Average return

A contract Owner who deposited \$1,000 in the fund and chose Helios2 – 75/75 on February 24, 2014 and Series 7 now has \$898. This works out to an average of -1.1% a year.

Year-by-year returns

This chart shows how the fund has performed in each of the past 10 years for a contract Owner who chose Helios2 – 75/75 and Series 7. Since February 24, 2014, the fund went up in value 4 years and down in value 6 years of the 10.



* Return is for a partial year from date first offered for sale for Series 7.

DFS GIF – CANADIAN SMALL CAP – FRANKLIN CLEARBRIDGE (formerly DFS GIF – Small Cap – Franklin Bissett)

How risky is it?

The value of your deposit can go down.

Low	Low to moderate	Moderate	Moderate to high	High
-----	-----------------	----------	-------------------------	------

Are there any guarantees?

This fund is being offered under an insurance contract. It comes with guarantees that may protect a contract Owner's deposit if markets go down. The MER includes the insurance cost for Helios2 – 75/75. For details, please refer to the Contract and Information Folder.

Who is this fund for?

This fund may be right for a person seeking long-term capital growth but can tolerate high variations in value.

How much does it cost?

The following tables show the fees and expenses you could pay to buy, own and withdraw Units of the fund. The ongoing fees and expenses are different for each guarantee.

Sales Charges and Withdrawal Fees

Fee Option	What you pay	How it works
No Load	You don't have to pay anything.	• There are no sales charges or withdrawal fees.
Fee Option A		• Your advisor and the distributor they do business with receive no sales commission.

Ongoing Fund Fees

The MER includes the management fees, operating expenses and taxes of the fund as well as the insurance cost for Helios2 – 75/75. You don't pay these expenses directly. The additional guarantee fees apply if you have chosen Helios2 – 75/100 i and are paid out of the contract each month. They affect you because they reduce the return you get on your deposit. For more details about how the guarantees work, see the guarantees section in the Contract and Information Folder.

Guarantee	MER (annual rate as a % of the fund's value)	Additional guarantee fees
Helios2 – 75/75	2.67%	None if you choose only Helios2 – 75/75.
Helios2 – 75/100 i	If you choose Helios2 – 75/100 i, you will have to pay both the MER and the additional guarantee fees.	0.60%

DFS GIF – CANADIAN SMALL CAP – FRANKLIN CLEARBRIDGE (formerly DFS GIF – Small Cap – Franklin Bissett)

Trailing Commission

Desjardins Financial Security pays your advisor and the distributor they do business with a trailing commission for as long as you own Units of the fund. It is for the services and advice they provide to you. The trailing commission is paid out of the management fees. Its amount depends on the market value of your Units:

- No Load (Fee Option A) – 0.90% of the market value of the Units attributed to this fee option each year.

Short Term Trading Fees

Short-term or frequent trading represents an expense for all Owners. Consequently, for short-term or frequent trading, we may charge a fee of 2% of the transaction amount, in addition to any applicable charges.

The Company also reserves the right to refuse to process this request.

Whether trading is short-term or frequent will be determined at our sole discretion according to our administrative rules in effect, including but this is not limited to switches or withdrawals of Units.

What if I change my mind?

You can change your mind about your deposit but you may have as little as two days to do so. Please see the [cover](#) of this document for details. This page also contains details on how to get more information. This Fund Facts is not complete without that page.

DFS GIF – AMERICAN EQUITY – MFS

Financial Information as at December 31, 2023

Quick Facts

Inception Date:

Fund: April 17, 2000
Series 7: February 24, 2014

Total Value (000's):

Series 7: 1,097

Net Asset Value per Unit:

Series 7: 13.29

Number of Units Outstanding (000's):

Series 7: 83

Management Expense Ratio (MER):

Series 7: 2.21%

Portfolio Manager:

MFS Investment Management
Canada Limited

Portfolio Turnover Rate (of the Underlying Fund):

23.30%

Minimum Deposit:

Variable

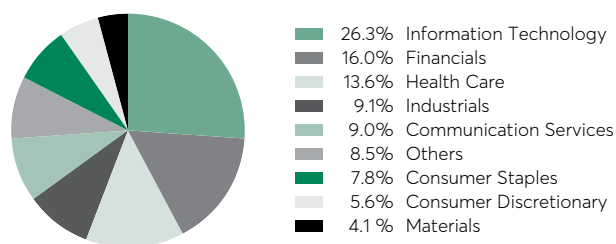
What does this fund invest in?

This fund invests in the MFS U.S. Equity Core Fund. The Underlying Fund invests primarily in equity from large American companies.

Top ten investments of the Underlying Fund	
Microsoft Corporation	9.1%
Alphabet, Class A	5.1%
Apple	4.1%
JPMorgan Chase & Company	2.9%
ConocoPhillips Company	2.7%
NVIDIA Corporation	2.6%
Amazon.com	2.4%
Visa	2.3%
Mastercard	2.0%
Vertex Pharmaceuticals	1.9%
TOTAL	35.1%

TOTAL INVESTMENTS: 69

Investment Allocation as at December 31, 2023



How has the fund performed?

This section tells you how the fund has performed for a contract Owner who chose Helios2 – 75/75. Returns are after the MER has been deducted.

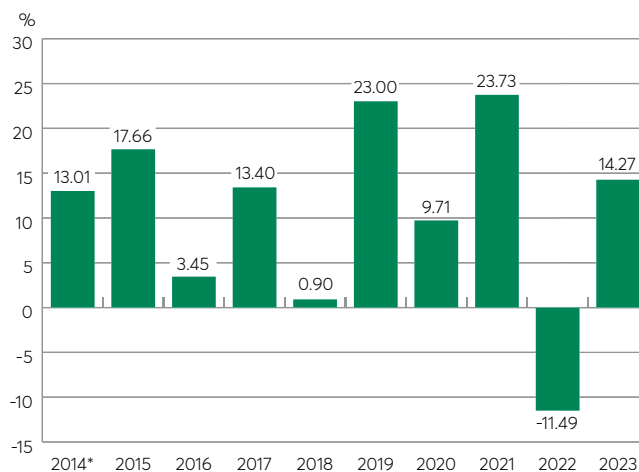
It's important to note that this doesn't tell you how the fund will perform in the future. Also, your actual return will depend on the guarantee you choose and on your personal tax situation.

Average return

A contract Owner who deposited \$1,000 in the fund and chose Helios2 – 75/75 on February 24, 2014 and Series 7 now has \$2,658. This works out to an average of 10.4% a year.

Year-by-year returns

This chart shows how the fund has performed in each of the past 10 years for a contract Owner who chose Helios2 – 75/75 and Series 7. Since February 24, 2014, the fund went up in value 9 years and down in value 1 year of the 10.



* Return is for a partial year from date first offered for sale for Series 7.

DFS GIF – AMERICAN EQUITY – MFS

How risky is it?

The value of your deposit can go down.

Low	Low to moderate	Moderate	Moderate to high	High
-----	-----------------	----------	------------------	------

Are there any guarantees?

This fund is being offered under an insurance contract. It comes with guarantees that may protect a contract Owner's deposit if markets go down. The MER includes the insurance cost for Helios2 – 75/75. For details, please refer to the Contract and Information Folder.

Who is this fund for?

This fund may be right for a person seeking long-term capital growth. Since the fund invests in equities, changes in market conditions can cause its market value to increase or decrease in a short period of time.

How much does it cost?

The following tables show the fees and expenses you could pay to buy, own and withdraw Units of the fund. The ongoing fees and expenses are different for each guarantee.

Sales Charges and Withdrawal Fees

Fee Option	What you pay	How it works
No Load	You don't have to pay anything.	• There are no sales charges or withdrawal fees.
Fee Option A		• Your advisor and the distributor they do business with receive no sales commission.

Ongoing Fund Fees

The MER includes the management fees, operating expenses and taxes of the fund as well as the insurance cost for Helios2 – 75/75. You don't pay these expenses directly. The additional guarantee fees apply if you have chosen Helios2 – 75/100 i or Helios2 – 100/100 i and are paid out of the contract each month. They affect you because they reduce the return you get on your deposit. For more details about how the guarantees work, see the guarantees section in the Contract and Information Folder.

Guarantee	MER (annual rate as a % of the fund's value)	Additional guarantee fees
Helios2 – 75/75	2.21%	None if you choose only Helios2 – 75/75.
Helios2 – 75/100 i	If you choose Helios2 – 75/100 i or Helios2 – 100/100 i, you will have to pay both the MER and the additional guarantee fees.	0.55%
Helios2 – 100/100 i		1.35%

DFS GIF – AMERICAN EQUITY – MFS

Trailing Commission

Desjardins Financial Security pays your advisor and the distributor they do business with a trailing commission for as long as you own Units of the fund. It is for the services and advice they provide to you. The trailing commission is paid out of the management fees. Its amount depends on the market value of your Units:

No Load (Fee Option A) – 0.90% of the market value of the Units attributed to this fee option each year.

Short Term Trading Fees

Short-term or frequent trading represents an expense for all Owners. Consequently, for short-term or frequent trading, we may charge a fee of 2% of the transaction amount, in addition to any applicable charges.

The Company also reserves the right to refuse to process this request.

Whether trading is short-term or frequent will be determined at our sole discretion according to our administrative rules in effect, including but this is not limited to switches or withdrawals of Units.

What if I change my mind?

You can change your mind about your deposit but you may have as little as two days to do so. Please see the [cover](#) of this document for details. This page also contains details on how to get more information. This Fund Facts is not complete without that page.

DESJARDINS FINANCIAL SECURITY LIFE ASSURANCE COMPANY – HELIOS2 CONTRACT (SERIES 7) DFS GIF – AMERICAN EQUITY VALUE – DESJARDINS

Financial Information as at **December 31, 2023**

Quick Facts

Inception Date:

Fund: November 20, 1995

Series 7: February 24, 2014

Total Value (000's):

Series 7: 107

Net Asset Value per Unit:

Series 7: 11.30

Number of Units Outstanding

(000's):

Series 7: 10

Management Expense Ratio (MER):

Series 7: 2.20%

Portfolio Manager:

Desjardins Global Asset Management Inc.

Portfolio Sub-Advisor:

Wellington Management Canada ULC

Portfolio Turnover Rate (of the Underlying Fund):

37.59%

Minimum Deposit:

Variable

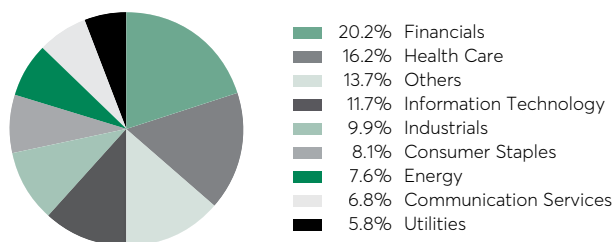
What does this fund invest in?

This fund invests in the Desjardins American Equity Value Fund. The Underlying Fund invests primarily in equity from medium to large American companies.

Top ten investments of the Underlying Fund	
JPMorgan Chase & Company	3.2%
Unilever	2.5%
Merck & Company	2.5%
Chevron Corporation	2.4%
Medtronic	2.3%
Pfizer	2.2%
UnitedHealth Group	2.2%
American Express Company	2.1%
Cognizant Technology Solutions Corporation	2.1%
Wabtec	2.0%
TOTAL	23.5%

TOTAL INVESTMENTS: 66

Investment Allocation as at December 31, 2023



How has the fund performed?

This section tells you how the fund has performed for a contract Owner who chose Helios2 – 75/75. Returns are after the MER has been deducted.

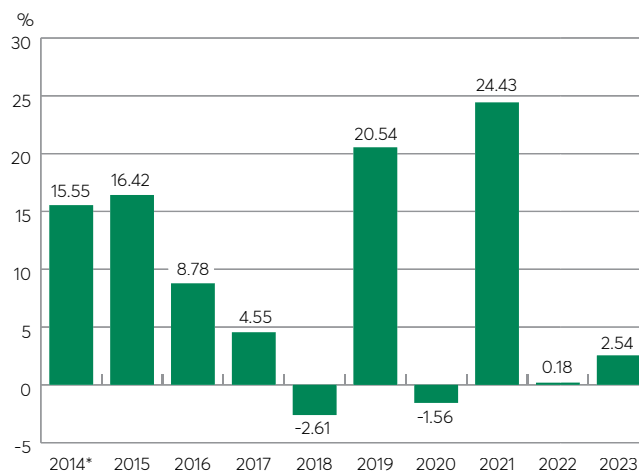
It's important to note that this doesn't tell you how the fund will perform in the future. Also, your actual return will depend on the guarantee you choose and on your personal tax situation.

Average return

A contract Owner who deposited \$1,000 in the fund and chose Helios2 – 75/75 on February 24, 2014 and Series 7 now has \$2,260. This works out to an average of 8.6% a year.

Year-by-year returns

This chart shows how the fund has performed in each of the past 10 years for a contract Owner who chose Helios2 – 75/75 and Series 7. Since February 24, 2014, the fund went up in value 8 years and down in value 2 years of the 10.



* Return is for a partial year from date first offered for sale for Series 7.

DFS GIF – AMERICAN EQUITY VALUE – DESJARDINS

How risky is it?

The value of your deposit can go down.

Low	Low to moderate	Moderate	Moderate to high	High
-----	-----------------	-----------------	------------------	------

Are there any guarantees?

This fund is being offered under an insurance contract. It comes with guarantees that may protect a contract Owner's deposit if markets go down. The MER includes the insurance cost for Helios2 – 75/75. For details, please refer to the Contract and Information Folder.

Who is this fund for?

This fund may be right for a person seeking long-term capital growth. Since the fund invests in equities, changes in market conditions can cause its market value to increase or decrease in a short period of time.

How much does it cost?

The following tables show the fees and expenses you could pay to buy, own and withdraw Units of the fund. The ongoing fees and expenses are different for each guarantee.

Sales Charges and Withdrawal Fees

Fee Option	What you pay	How it works
No Load	You don't have to pay anything.	• There are no sales charges or withdrawal fees.
Fee Option A		• Your advisor and the distributor they do business with receive no sales commission.

Ongoing Fund Fees

The MER includes the management fees, operating expenses and taxes of the fund as well as the insurance cost for Helios2 – 75/75. You don't pay these expenses directly. The additional guarantee fees apply if you have chosen Helios2 – 75/100 i or Helios2 – 100/100 i and are paid out of the contract each month. They affect you because they reduce the return you get on your deposit. For more details about how the guarantees work, see the guarantees section in the Contract and Information Folder.

Guarantee	MER (annual rate as a % of the fund's value)	Additional guarantee fees
Helios2 – 75/75	2.20%	None if you choose only Helios2 – 75/75.
Helios2 – 75/100 i	If you choose Helios2 – 75/100 i or Helios2 – 100/100 i, you will have to pay both the MER and the additional guarantee fees.	0.60%
Helios2 – 100/100 i		1.35%

DFS GIF – AMERICAN EQUITY VALUE – DESJARDINS

Trailing Commission

Desjardins Financial Security pays your advisor and the distributor they do business with a trailing commission for as long as you own Units of the fund. It is for the services and advice they provide to you. The trailing commission is paid out of the management fees. Its amount depends on the market value of your Units:

- No Load (Fee Option A) – 0.90% of the market value of the Units attributed to this fee option each year.

Short Term Trading Fees

Short-term or frequent trading represents an expense for all Owners. Consequently, for short-term or frequent trading, we may charge a fee of 2% of the transaction amount, in addition to any applicable charges.

The Company also reserves the right to refuse to process this request.

Whether trading is short-term or frequent will be determined at our sole discretion according to our administrative rules in effect, including but this is not limited to switches or withdrawals of Units.

What if I change my mind?

You can change your mind about your deposit but you may have as little as two days to do so. Please see the [cover](#) of this document for details. This page also contains details on how to get more information. This Fund Facts is not complete without that page.

DESJARDINS FINANCIAL SECURITY LIFE ASSURANCE COMPANY – HELIOS2 CONTRACT (SERIES 7) DFS GIF – GLOBAL DIVIDEND – DESJARDINS

Financial Information as at **December 31, 2023**

Quick Facts

Inception Date:

Fund: September 24, 2012

Series 7: February 24, 2014

Total Value (000's):

Series 7: 2,080

Net Asset Value per Unit:

Series 7: 8.96

Number of Units Outstanding (000's):

Series 7: 232

Management Expense Ratio (MER):

Series 7: 2.19%

Portfolio Manager:

Desjardins Global Asset Management Inc.

Portfolio Sub-Advisor:

Mondrian Investment Partners Limited

Portfolio Turnover Rate (of the Underlying Fund):

45.30%

Minimum Deposit:

Variable

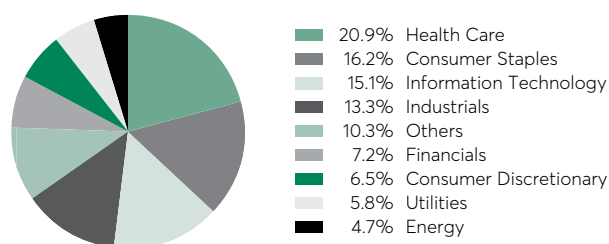
What does this fund invest in?

This fund invests in the Desjardins Global Dividend Fund. The Underlying Fund invests in equity securities worldwide.

Top ten investments of the Underlying Fund	
Microsoft Corporation	3.5%
Dollar Tree Stores Inc.	3.5%
AbbVie	3.5%
Enel SPA	3.3%
Sundrug	3.3%
Lloyds Banking Group	3.2%
Fujitsu	3.2%
Sony Group Corporation	3.2%
Laboratory Corporation of America Holdings	3.2%
Wells Fargo & Company	3.1%
TOTAL	33.0%

TOTAL INVESTMENTS: 45

Investment Allocation as at December 31, 2023



How has the fund performed?

This section tells you how the fund has performed for a contract Owner who chose Helios2 – 75/75. Returns are after the MER has been deducted.

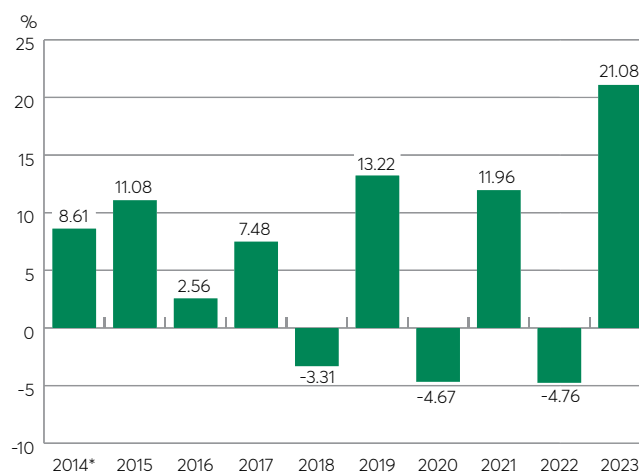
It's important to note that this doesn't tell you how the fund will perform in the future. Also, your actual return will depend on the guarantee you choose and on your personal tax situation.

Average return

A contract Owner who deposited \$1,000 in the fund and chose Helios2 – 75/75 on February 24, 2014 and Series 7 now has \$1,792. This works out to an average of 6.1% a year.

Year-by-year returns

This chart shows how the fund has performed in each of the past 10 years for a contract Owner who chose Helios2 – 75/75 and Series 7. Since February 24, 2014, the fund went up in value 7 years and down in value 3 years of the 10.



* Return is for a partial year from date first offered for sale for Series 7.

DFS GIF – GLOBAL DIVIDEND – DESJARDINS

How risky is it?

The value of your deposit can go down.

Low	Low to moderate	Moderate	Moderate to high	High
-----	------------------------	----------	------------------	------

Are there any guarantees?

This fund is being offered under an insurance contract. It comes with guarantees that may protect a contract Owner's deposit if markets go down. The MER includes the insurance cost for Helios2 – 75/75. For details, please refer to the Contract and Information Folder.

Who is this fund for?

This fund may be right for a person seeking a balance of current income and capital appreciation. Since the fund invests in equities, changes in market conditions can cause its market value to increase or decrease in a short period of time.

How much does it cost?

The following tables show the fees and expenses you could pay to buy, own and withdraw Units of the fund. The ongoing fees and expenses are different for each guarantee.

Sales Charges and Withdrawal Fees

Fee Option	What you pay	How it works
No Load	You don't have to pay anything.	• There are no sales charges or withdrawal fees.
Fee Option A		• Your advisor and the distributor they do business with receive no sales commission.

Ongoing Fund Fees

The MER includes the management fees, operating expenses and taxes of the fund as well as the insurance cost for Helios2 – 75/75. You don't pay these expenses directly. The additional guarantee fees apply if you have chosen Helios2 – 75/100 i or Helios2 – 100/100 i and are paid out of the contract each month. They affect you because they reduce the return you get on your deposit. For more details about how the guarantees work, see the guarantees section in the Contract and Information Folder.

Guarantee	MER (annual rate as a % of the fund's value)	Additional guarantee fees
Helios2 – 75/75	2.19%	None if you choose only Helios2 – 75/75.
Helios2 – 75/100 i	If you choose Helios2 – 75/100 i or Helios2 – 100/100 i, you will have to pay both the MER and the additional guarantee fees.	0.55%
Helios2 – 100/100 i		1.35%

DFS GIF – GLOBAL DIVIDEND – DESJARDINS

Trailing Commission

Desjardins Financial Security pays your advisor and the distributor they do business with a trailing commission for as long as you own Units of the fund. It is for the services and advice they provide to you. The trailing commission is paid out of the management fees. Its amount depends on the market value of your Units:

- No Load (Fee Option A) – 0.90% of the market value of the Units attributed to this fee option each year.

Short Term Trading Fees

Short-term or frequent trading represents an expense for all Owners. Consequently, for short-term or frequent trading, we may charge a fee of 2% of the transaction amount, in addition to any applicable charges.

The Company also reserves the right to refuse to process this request.

Whether trading is short-term or frequent will be determined at our sole discretion according to our administrative rules in effect, including but this is not limited to switches or withdrawals of Units.

What if I change my mind?

You can change your mind about your deposit but you may have as little as two days to do so. Please see the [cover](#) of this document for details. This page also contains details on how to get more information. This Fund Facts is not complete without that page.

DFS GIF – GLOBAL EQUITY – DESJARDINS

Financial Information as at December 31, 2023

Quick Facts

Inception Date:

Fund: September 23, 2019

Series 7: September 23, 2019

Total Value (000's):

Series 7: 52

Net Asset Value per Unit:

Series 7: 6.70

Number of Units Outstanding (000's):

Series 7: 8

Management Expense Ratio (MER):

Series 7: 2.18%

Portfolio Manager:

Desjardins Global Asset Management Inc.

Portfolio Sub-Advisor:

Lazard Asset Management LLC

Portfolio Turnover Rate (of the Underlying Fund):

20.42%

Minimum Deposit:

Variable

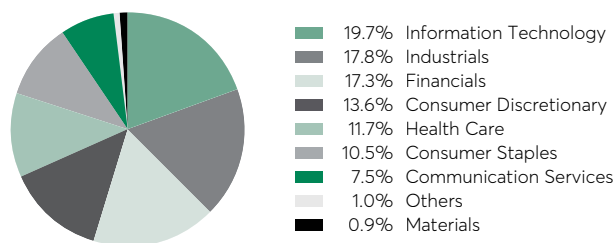
What does this fund invest in?

The fund invests in the Desjardins Global Equity Fund. The Underlying Fund invests primarily in equity and equity-related securities of companies located throughout the world, including emerging markets.

Top ten investments of the Underlying Fund	
Microsoft Corporation	4.7%
Alphabet	4.1%
Amazon.com	3.5%
Accenture	2.7%
Wolters Kluwer	2.6%
RELX	2.4%
Booz Allen Hamilton Holding	2.2%
Visa	2.2%
Thermo Fisher Scientific	2.1%
IQVIA Holdings	2.1%
TOTAL	28.6%

TOTAL INVESTMENTS: 66

Investment Allocation as at December 31, 2023



How has the fund performed?

This section tells you how the fund has performed for a contract Owner who chose Helios2 – 75/75. Returns are after the MER has been deducted.

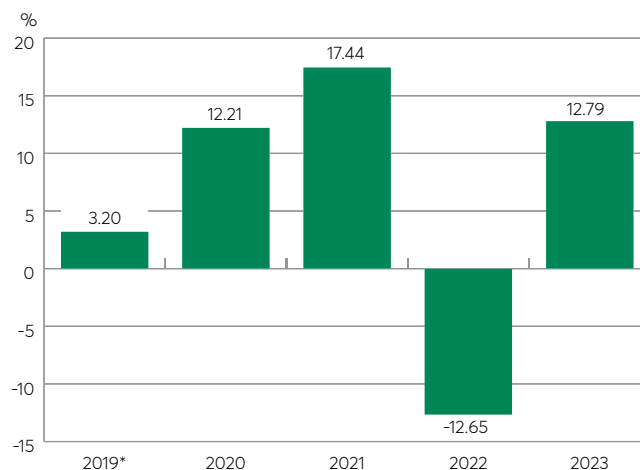
It's important to note that this doesn't tell you how the fund will perform in the future. Also, your actual return will depend on the guarantee you choose and on your personal tax situation.

Average return

A contract Owner who deposited \$1,000 in the fund and chose Helios2 – 75/75 on September 23, 2019 and Series 7 now has \$1,340. This works out to an average of 7.1% a year.

Year-by-year returns

This chart shows how the fund has performed in each of the past 5 years for a contract Owner who chose Helios2 – 75/75 and Series 7. Since September 23, 2019, the fund went up in value 4 years and down in value 1 year of the 5.



* Return is for a partial year from date first offered for sale for Series 7.

DFS GIF – GLOBAL EQUITY – DESJARDINS

How risky is it?

The value of your deposit can go down.

Low	Low to moderate	Moderate	Moderate to high	High
-----	-----------------	-----------------	------------------	------

Are there any guarantees?

This fund is being offered under an insurance contract. It comes with guarantees that may protect a contract Owner's deposit if markets go down. The MER includes the insurance cost for Helios2 – 75/75. For details, please refer to the Contract and Information Folder.

Who is this fund for?

This fund may be right for a person seeking long-term capital growth. Since the fund invests in equities, changes in market conditions can cause its market value to increase or decrease in a short period of time.

How much does it cost?

The following tables show the fees and expenses you could pay to buy, own and withdraw Units of the fund. The ongoing fees and expenses are different for each guarantee.

Sales Charges and Withdrawal Fees

Fee Option	What you pay	How it works
No Load	You don't have to pay anything.	• There are no sales charges or withdrawal fees.
Fee Option A		• Your advisor and the distributor they do business with receive no sales commission.

Ongoing Fund Fees

The MER includes the management fees, operating expenses and taxes of the fund as well as the insurance cost for Helios2 – 75/75. You don't pay these expenses directly. The additional guarantee fees apply if you have chosen Helios2 – 75/100 i or Helios2 – 100/100 i and are paid out of the contract each month. They affect you because they reduce the return you get on your deposit. For more details about how the guarantees work, see the guarantees section in the Contract and Information Folder.

Guarantee	MER (annual rate as a % of the fund's value)	Additional guarantee fees
Helios2 – 75/75	2.18%	None if you choose only Helios2 – 75/75.
Helios2 – 75/100 i	If you choose Helios2 – 75/100 i or Helios2 – 100/100 i, you will have to pay both the MER and the additional guarantee fees.	0.55%
Helios2 – 100/100 i		1.35%

DFS GIF – GLOBAL EQUITY – DESJARDINS

Trailing Commission

Desjardins Financial Security pays your advisor and the distributor they do business with a trailing commission for as long as you own Units of the fund. It is for the services and advice they provide to you. The trailing commission is paid out of the management fees. Its amount depends on the market value of your Units:

- No Load (Fee Option A) – 0.90% of the market value of the Units attributed to this fee option each year.

Short Term Trading Fees

Short-term or frequent trading represents an expense for all Owners. Consequently, for short-term or frequent trading, we may charge a fee of 2% of the transaction amount, in addition to any applicable charges.

The Company also reserves the right to refuse to process this request.

Whether trading is short-term or frequent will be determined at our sole discretion according to our administrative rules in effect, including but this is not limited to switches or withdrawals of Units.

What if I change my mind?

You can change your mind about your deposit but you may have as little as two days to do so. Please see the [cover](#) of this document for details. This page also contains details on how to get more information. This Fund Facts is not complete without that page.

DFS GIF – GLOBAL EQUITY – MFS

Financial Information as at December 31, 2023

Quick Facts

Inception Date:

Fund: October 29, 2007

Series 7: February 24, 2014

Total Value (000's):

Series 7: 484

Net Asset Value per Unit:

Series 7: 11.05

Number of Units Outstanding (000's):

Series 7: 44

Management Expense Ratio (MER):

Series 7: 2.16%

Portfolio Manager:

MFS Investment Management
Canada Limited

Portfolio Turnover Rate (of the Underlying Fund):

29.80%

Minimum Deposit:

Variable

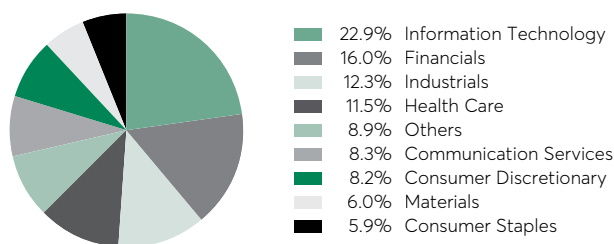
What does this fund invest in?

This fund invests in the MFS Global Research Fund. The Underlying Fund invests primarily in equity from American, European and Asian companies.

Top ten investments of the Underlying Fund	
Microsoft Corporation	5.7%
Alphabet Classe A	3.8%
Amazon.com	2.7%
Visa	2.1%
Salesforce	1.7%
Apple	1.6%
Meta Platforms	1.5%
Roche Holding AG	1.5%
London Stock Exchange Group	1.4%
Hitachi	1.4%
TOTAL	23.4%

TOTAL INVESTMENTS: 125

Investment Allocation as at December 31, 2023



How has the fund performed?

This section tells you how the fund has performed for a contract Owner who chose Helios2 – 75/75. Returns are after the MER has been deducted.

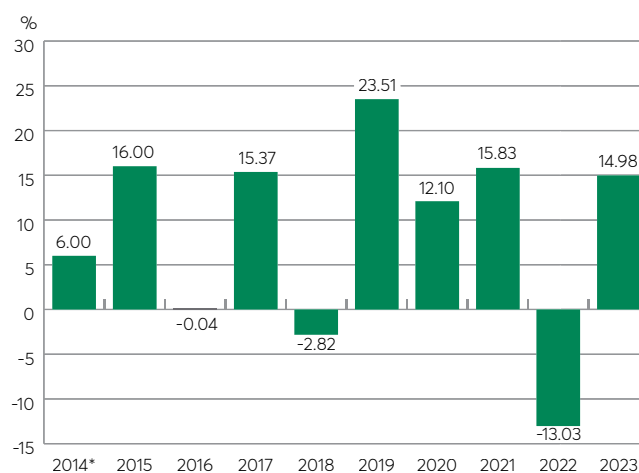
It's important to note that this doesn't tell you how the fund will perform in the future. Also, your actual return will depend on the guarantee you choose and on your personal tax situation.

Average return

A contract Owner who deposited \$1,000 in the fund and chose Helios2 – 75/75 on February 24, 2014 and Series 7 now has \$2,210. This works out to an average of 8.4% a year.

Year-by-year returns

This chart shows how the fund has performed in each of the past 10 years for a contract Owner who chose Helios2 – 75/75 and Series 7. Since February 24, 2014, the fund went up in value 7 years and down in value 3 years of the 10.



* Return is for a partial year from date first offered for sale for Series 7.

DFS GIF – GLOBAL EQUITY – MFS

How risky is it?

The value of your deposit can go down.

Low	Low to moderate	Moderate	Moderate to high	High
-----	-----------------	-----------------	------------------	------

Are there any guarantees?

This fund is being offered under an insurance contract. It comes with guarantees that may protect a contract Owner's deposit if markets go down. The MER includes the insurance cost for Helios2 – 75/75. For details, please refer to the Contract and Information Folder.

Who is this fund for?

This fund may be right for a person seeking long-term capital growth. Since the fund invests in equities, changes in market conditions can cause its market value to increase or decrease in a short period of time.

How much does it cost?

The following tables show the fees and expenses you could pay to buy, own and withdraw Units of the fund. The ongoing fees and expenses are different for each guarantee.

Sales Charges and Withdrawal Fees

Fee Option	What you pay	How it works
No Load	You don't have to pay anything.	• There are no sales charges or withdrawal fees.
Fee Option A		• Your advisor and the distributor they do business with receive no sales commission.

Ongoing Fund Fees

The MER includes the management fees, operating expenses and taxes of the fund as well as the insurance cost for Helios2 – 75/75. You don't pay these expenses directly. The additional guarantee fees apply if you have chosen Helios2 – 75/100 i or Helios2 – 100/100 i and are paid out of the contract each month. They affect you because they reduce the return you get on your deposit. For more details about how the guarantees work, see the guarantees section in the Contract and Information Folder.

Guarantee	MER (annual rate as a % of the fund's value)	Additional guarantee fees
Helios2 – 75/75	2.16%	None if you choose only Helios2 – 75/75.
Helios2 – 75/100 i	If you choose Helios2 – 75/100 i or Helios2 – 100/100 i, you will have to pay both the MER and the additional guarantee fees.	0.60%
Helios2 – 100/100 i		1.35%

DFS GIF – GLOBAL EQUITY – MFS

Trailing Commission

Desjardins Financial Security pays your advisor and the distributor they do business with a trailing commission for as long as you own Units of the fund. It is for the services and advice they provide to you. The trailing commission is paid out of the management fees. Its amount depends on the market value of your Units:

- No Load (Fee Option A) – 0.90% of the market value of the Units attributed to this fee option each year.

Short Term Trading Fees

Short-term or frequent trading represents an expense for all Owners. Consequently, for short-term or frequent trading, we may charge a fee of 2% of the transaction amount, in addition to any applicable charges.

The Company also reserves the right to refuse to process this request.

Whether trading is short-term or frequent will be determined at our sole discretion according to our administrative rules in effect, including but this is not limited to switches or withdrawals of Units.

What if I change my mind?

You can change your mind about your deposit but you may have as little as two days to do so. Please see the [cover](#) of this document for details. This page also contains details on how to get more information. This Fund Facts is not complete without that page.

DESJARDINS FINANCIAL SECURITY LIFE ASSURANCE COMPANY – HELIOS2 CONTRACT (SERIES 7) DFS GIF – GLOBAL EQUITY GROWTH – DESJARDINS

Financial Information as at **December 31, 2023**

Quick Facts

Inception Date:

Fund: November 28, 2022

Series 7: November 28, 2022

Total Value (000's):

Series 7: 44

Net Asset Value per Unit:

Series 7: 5.62

Number of Units Outstanding

(000's):

Series 7: 8

Management Expense Ratio (MER):

Series 7: 2.36%

Portfolio Manager:

Desjardins Global Asset Management Inc.

Portfolio Sub-Advisor:

Baillie Gifford Overseas Limited

Portfolio Turnover Rate (of the Underlying Fund):

33.15%

Minimum Deposit:

Variable

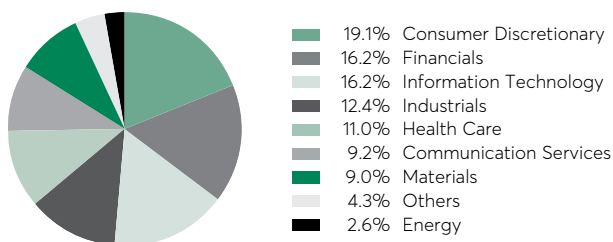
What does this fund invest in?

This fund invests in the Desjardins Global Equity Growth Fund. The Underlying Fund invests primarily in equity and equity-related securities of companies located anywhere in the world.

Top ten investments of the Underlying Fund	
Microsoft Corporation	3.7%
Martin Marietta Materials	3.5%
Amazon.com	3.4%
Elevance Health	3.3%
Moody's Corporation	3.3%
Ryanair Holdings PLC	3.1%
CRH	2.8%
Meta Platforms	2.7%
Alphabet	2.5%
Reliance Industries	2.4%
TOTAL	30.7%

TOTAL INVESTMENTS: 96

Investment Allocation as at December 31, 2023



How has the fund performed?

This section tells you how the fund has performed for a contract Owner who chose Helios2 – 75/75. Returns are after the MER has been deducted.

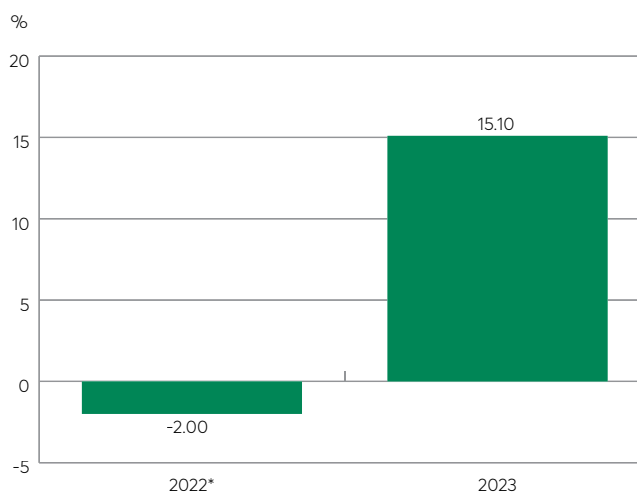
It's important to note that this doesn't tell you how the fund will perform in the future. Also, your actual return will depend on the guarantee you choose and on your personal tax situation.

Average return

A contract Owner who deposited \$1,000 in the fund and chose Helios2 – 75/75 on November 28, 2022 and Series 7 now has \$1,128. This works out to an average of 11.7% a year.

Year-by-year returns

This chart shows how the fund has performed in the past 2 years for a contract Owner who chose Helios2 – 75/75. Since November 28, 2022, the fund went up in value 1 year and down in value 1 year of the 2.



* Return is for a partial year from date first offered for sale for Series 7.

DFS GIF – GLOBAL EQUITY GROWTH – DESJARDINS

How risky is it?

The value of your deposit can go down.

Low	Low to moderate	Moderate	Moderate to high	High
-----	-----------------	----------	------------------	------

Are there any guarantees?

This fund is being offered under an insurance contract. It comes with guarantees that may protect a contract Owner's deposit if markets go down. The MER includes the insurance cost for Helios2 – 75/75. For details, please refer to the Contract and Information Folder.

Who is this fund for?

This fund may be right for a person seeking long-term capital appreciation.

How much does it cost?

The following tables show the fees and expenses you could pay to buy, own and withdraw Units of the fund. The ongoing fees and expenses are different for each guarantee.

Sales Charges and Withdrawal Fees

Fee Option	What you pay	How it works
No Load	You don't have to pay anything.	• There are no sales charges or withdrawal fees.
Fee Option A		• Your advisor and the distributor they do business with receive no sales commission.

Ongoing Fund Fees

The MER includes the management fees, operating expenses and taxes of the fund as well as the insurance cost for Helios2 – 75/75. You don't pay these expenses directly. The additional guarantee fees apply if you have chosen Helios2 – 75/100 i or Helios2 – 100/100 i and are paid out of the contract each month. They affect you because they reduce the return you get on your deposit. For more details about how the guarantees work, see the guarantees section in the Contract and Information Folder.

Guarantee	MER (annual rate as a % of the fund's value)	Additional guarantee fees
Helios2 – 75/75	2.36%	None if you choose only Helios2 – 75/75.
Helios2 – 75/100 i	If you choose Helios2 – 75/100 i or Helios2 – 100/100 i, you will have to pay both the MER and the additional guarantee fees.	0.60%
Helios2 – 100/100 i		1.35%

DFS GIF – GLOBAL EQUITY GROWTH – DESJARDINS

Trailing Commission

Desjardins Financial Security pays your advisor and the distributor they do business with a trailing commission for as long as you own Units of the fund. It is for the services and advice they provide to you. The trailing commission is paid out of the management fees. Its amount depends on the market value of your Units:

- No Load (Fee Option A) – 0.90% of the market value of the Units attributed to this fee option each year.

Short Term Trading Fees

Short-term or frequent trading represents an expense for all Owners. Consequently, for short-term or frequent trading, we may charge a fee of 2% of the transaction amount, in addition to any applicable charges.

The Company also reserves the right to refuse to process this request.

Whether trading is short-term or frequent will be determined at our sole discretion according to our administrative rules in effect, including but this is not limited to switches or withdrawals of Units.

What if I change my mind?

You can change your mind about your deposit but you may have as little as two days to do so. Please see the [cover](#) of this document for details. This page also contains details on how to get more information. This Fund Facts is not complete without that page.

DFS GIF – INTERNATIONAL EQUITY – MFS

Financial Information as at December 31, 2023

Quick Facts

Inception Date:

Fund: November 20, 1995

Series 7: February 24, 2014

Total Value (000's):

Series 7: 79

Net Asset Value per Unit:

Series 7: 9.07

Number of Units Outstanding (000's):

Series 7: 9

Management Expense Ratio (MER):

Series 7: 2.52%

Portfolio Manager:

MFS Investment Management
Canada Limited

Portfolio Turnover Rate (of the Underlying Fund):

10.00%

Minimum Deposit:

Variable

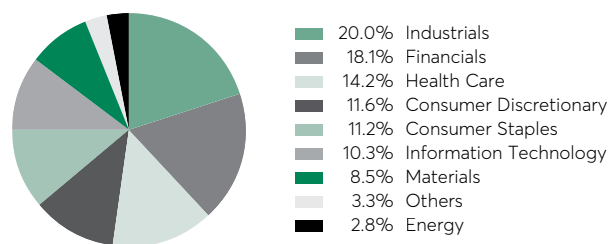
What does this fund invest in?

This fund invests in the MFS International Equity Fund II. The Underlying Fund invests in equity from large European and Far Eastern companies.

Top ten investments of the Underlying Fund	
Air Liquide	3.1%
Nestlé	3.1%
Schneider Electric	3.1%
Capgemini SE	2.4%
SAP SE	2.3%
Roche Holding AG	2.3%
LVMH Moët Hennessy Louis Vuitton	2.3%
Hitachi	2.2%
Compass Group PLC	2.2%
Novo Nordisk	2.1%
TOTAL	25.1%

TOTAL INVESTMENTS: 80

Investment Allocation as at December 31, 2023



How has the fund performed?

This section tells you how the fund has performed for a contract Owner who chose Helios2 – 75/75. Returns are after the MER has been deducted.

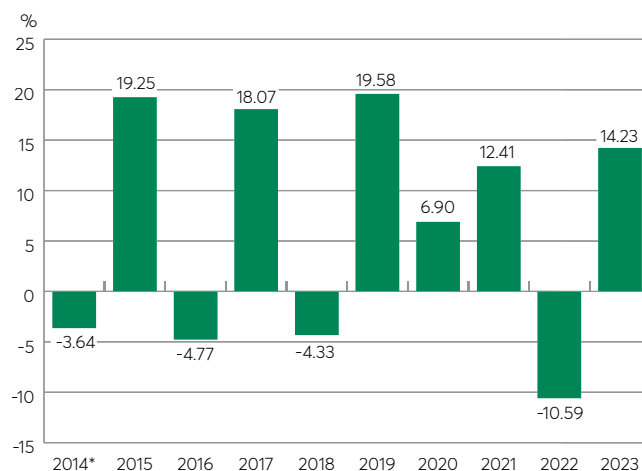
It's important to note that this doesn't tell you how the fund will perform in the future. Also, your actual return will depend on the guarantee you choose and on your personal tax situation.

Average return

A contract Owner who deposited \$1,000 in the fund and chose Helios2 – 75/75 on February 24, 2014 and Series 7 now has \$1,814. This works out to an average of 6.2% a year.

Year-by-year returns

This chart shows how the fund has performed in each of the past 10 years for a contract Owner who chose Helios2 – 75/75 and Series 7. Since February 24, 2014, the fund went up in value 6 years and down in value 4 years of the 10.



* Return is for a partial year from date first offered for sale for Series 7.

DFS GIF – INTERNATIONAL EQUITY – MFS

How risky is it?

The value of your deposit can go down.

Low	Low to moderate	Moderate	Moderate to high	High
-----	-----------------	-----------------	------------------	------

Are there any guarantees?

This fund is being offered under an insurance contract. It comes with guarantees that may protect a contract Owner's deposit if markets go down. The MER includes the insurance cost for Helios2 – 75/75. For details, please refer to the Contract and Information Folder.

Who is this fund for?

This fund may be right for a person seeking long-term capital growth. Since the fund invests in equities, changes in market conditions can cause its market value to increase or decrease in a short period of time.

How much does it cost?

The following tables show the fees and expenses you could pay to buy, own and withdraw Units of the fund. The ongoing fees and expenses are different for each guarantee.

Sales Charges and Withdrawal Fees

Fee Option	What you pay	How it works
No Load	You don't have to pay anything.	• There are no sales charges or withdrawal fees.
Fee Option A		• Your advisor and the distributor they do business with receive no sales commission.

Ongoing Fund Fees

The MER includes the management fees, operating expenses and taxes of the fund as well as the insurance cost for Helios2 – 75/75. You don't pay these expenses directly. The additional guarantee fees apply if you have chosen Helios2 – 75/100 i or Helios2 – 100/100 i and are paid out of the contract each month. They affect you because they reduce the return you get on your deposit. For more details about how the guarantees work, see the guarantees section in the Contract and Information Folder.

Guarantee	MER (annual rate as a % of the fund's value)	Additional guarantee fees
Helios2 – 75/75	2.52%	None if you choose only Helios2 – 75/75.
Helios2 – 75/100 i	If you choose Helios2 – 75/100 i or Helios2 – 100/100 i, you will have to pay both the MER and the additional guarantee fees.	0.60%
Helios2 – 100/100 i		1.35%

DFS GIF – INTERNATIONAL EQUITY – MFS

Trailing Commission

Desjardins Financial Security pays your advisor and the distributor they do business with a trailing commission for as long as you own Units of the fund. It is for the services and advice they provide to you. The trailing commission is paid out of the management fees. Its amount depends on the market value of your Units:

- No Load (Fee Option A) – 0.90% of the market value of the Units attributed to this fee option each year.

Short Term Trading Fees

Short-term or frequent trading represents an expense for all Owners. Consequently, for short-term or frequent trading, we may charge a fee of 2% of the transaction amount, in addition to any applicable charges.

The Company also reserves the right to refuse to process this request.

Whether trading is short-term or frequent will be determined at our sole discretion according to our administrative rules in effect, including but this is not limited to switches or withdrawals of Units.

What if I change my mind?

You can change your mind about your deposit but you may have as little as two days to do so. Please see the [cover](#) of this document for details. This page also contains details on how to get more information. This Fund Facts is not complete without that page.

DESJARDINS FINANCIAL SECURITY LIFE ASSURANCE COMPANY – HELIOS2 CONTRACT (SERIES 7) DFS GIF – INTERNATIONAL EQUITY GROWTH – DESJARDINS

Financial Information as at **December 31, 2023**

Quick Facts

Inception Date:

Fund: September 24, 2012

Series 7: February 24, 2014

Total Value (000's):

Series 7: 870

Net Asset Value per Unit:

Series 7: 9.64

Number of Units Outstanding

(000's):

Series 7: 90

Management Expense Ratio (MER):

Series 7: 2.32%

Portfolio Manager:

Desjardins Global Asset Management Inc.

Portfolio Sub-Advisor:

Baillie Gifford Overseas Limited

Portfolio Turnover Rate (of the Underlying Fund):

22.11%

Minimum Deposit:

Variable

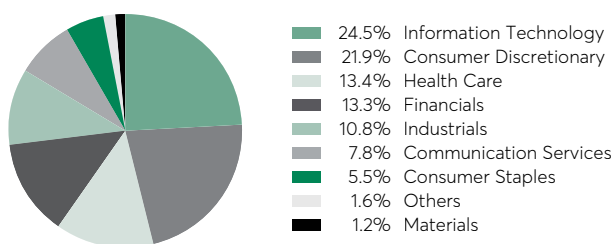
What does this fund invest in?

This fund invests in the Desjardins Overseas Equity Growth Fund. The Underlying Fund invests primarily in large cap corporations outside of North America.

Top ten investments of the Underlying Fund	
ASML Holding	6.8%
MercadoLibre	5.8%
Spotify Technology	5.0%
Adyen	4.1%
Atlas Copco	4.0%
NVIDIA Corporation	3.8%
Ferrari	3.7%
Argenx	3.1%
L'Oréal	3.0%
Wix.com	2.8%
TOTAL	42.1%

TOTAL INVESTMENTS: 59

Investment Allocation as at December 31, 2023



How has the fund performed?

This section tells you how the fund has performed for a contract Owner who chose Helios2 – 75/75. Returns are after the MER has been deducted.

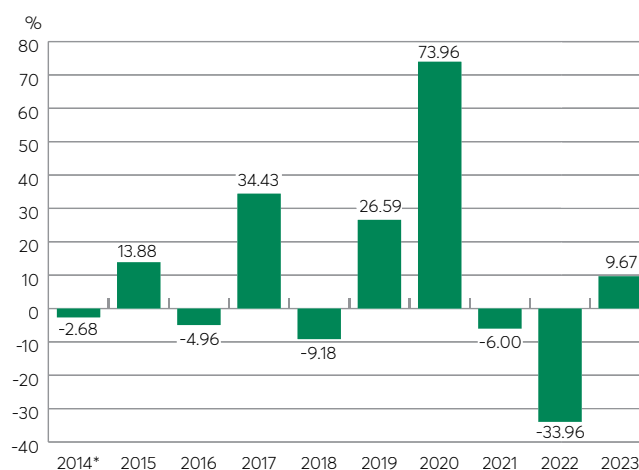
It's important to note that this doesn't tell you how the fund will perform in the future. Also, your actual return will depend on the guarantee you choose and on your personal tax situation.

Average return

A contract Owner who deposited \$1,000 in the fund and chose Helios2 – 75/75 on February 24, 2014 and Series 7 now has \$1,928. This works out to an average of 6.9% a year.

Year-by-year returns

This chart shows how the fund has performed in each of the past 10 years for a contract Owner who chose Helios2 – 75/75 and Series 7. Since February 24, 2014, the fund went up in value 5 years and down in value 5 years of the 10.



*Return is for a partial year from date first offered for sale for Series 7.

DFS GIF – INTERNATIONAL EQUITY GROWTH – DESJARDINS

How risky is it?

The value of your deposit can go down.

Low	Low to moderate	Moderate	Moderate to high	High
-----	-----------------	----------	-------------------------	------

Are there any guarantees?

This fund is being offered under an insurance contract. It comes with guarantees that may protect a contract Owner's deposit if markets go down. The MER includes the insurance cost for Helios2 – 75/75. For details, please refer to the Contract and Information Folder.

Who is this fund for?

This fund may be right for a person seeking a balance of current income and capital appreciation. Since the fund invests in equities, changes in market conditions can cause its market value to increase or decrease in a short period of time.

How much does it cost?

The following tables show the fees and expenses you could pay to buy, own and withdraw Units of the fund. The ongoing fees and expenses are different for each guarantee.

Sales Charges and Withdrawal Fees

Fee Option	What you pay	How it works
No Load	You don't have to pay anything.	• There are no sales charges or withdrawal fees.
Fee Option A		• Your advisor and the distributor they do business with receive no sales commission.

Ongoing Fund Fees

The MER includes the management fees, operating expenses and taxes of the fund as well as the insurance cost for Helios2 – 75/75. You don't pay these expenses directly. The additional guarantee fees apply if you have chosen Helios2 – 75/100 i or Helios2 – 100/100 i and are paid out of the contract each month. They affect you because they reduce the return you get on your deposit. For more details about how the guarantees work, see the guarantees section in the Contract and Information Folder.

Guarantee	MER (annual rate as a % of the fund's value)	Additional guarantee fees
Helios2 – 75/75	2.32%	None if you choose only Helios2 – 75/75.
Helios2 – 75/100 i	If you choose Helios2 – 75/100 i or Helios2 – 100/100 i, you will have to pay both the MER and the additional guarantee fees.	0.60%
Helios2 – 100/100 i		1.35%

DFS GIF – INTERNATIONAL EQUITY GROWTH – DESJARDINS

Trailing Commission

Desjardins Financial Security pays your advisor and the distributor they do business with a trailing commission for as long as you own Units of the fund. It is for the services and advice they provide to you. The trailing commission is paid out of the management fees. Its amount depends on the market value of your Units:

- No Load (Fee Option A) – 0.90% of the market value of the Units attributed to this fee option each year.

Short Term Trading Fees

Short-term or frequent trading represents an expense for all Owners. Consequently, for short-term or frequent trading, we may charge a fee of 2% of the transaction amount, in addition to any applicable charges.

The Company also reserves the right to refuse to process this request.

Whether trading is short-term or frequent will be determined at our sole discretion according to our administrative rules in effect, including but this is not limited to switches or withdrawals of Units.

What if I change my mind?

You can change your mind about your Deposit but you may have as little as two days to do so. Please see the [cover](#) of this document for details. This page also contains details on how to get more information. This Fund Facts is not complete without that page.

Desjardins: A name you can count on!

Desjardins Group is the leading cooperative financial group in Canada and one of the country's best capitalized financial institutions.

It enjoys credit ratings comparable to those of several major Canadian and international banks and is recognized as one of the most stable financial institutions in the world according to *The Banker*.

desjardinslifeinsurance.com



The Contract and Information Folder contains important information on the Desjardins Financial Security Guaranteed Investment Funds Plan – Helios2 and the DFS Guaranteed Investment Funds. The Contract and Information Folder also contains a glossary of defined terms. Please read this document carefully.

DFS Guaranteed Investment Funds are established by Desjardins Financial Security Life Assurance Company.

Helios2 and DFS Guaranteed Investment Funds are registered trademarks of Desjardins Financial Security Life Assurance Company. Desjardins Insurance and its logo are trademarks of the Fédération des caisses Desjardins du Québec, used under licence.