




# Economic Indicators of the Week

November 9 to 13, 2009

Day	Hour	Indicator	Period	Consensus		Previous data
 <b>UNITED STATES</b>						
<b>MONDAY 9</b>						
	---					
<b>TUESDAY 10</b>						
	9:15	Speech of the Atlanta Fed President, D. Lockhart				
	10:00	Speech of the San Francisco Fed President, J. Yellen				
	11:15	Speech of the Boston Fed President, E. Rosengren				
	19:30	Speech of the Dallas Fed President, R. Fisher				
<b>WEDNESDAY 11</b>						
	---	Markets closed (Veterans Day)				
<b>THURSDAY 12</b>						
	8:30	Initial unemployment claims	Nov. 2-6	510,000	517,000	512,000
	14:00	Federal budget (US\$B)	Oct.	-150.0	-125.0	-155.5
<b>FRIDAY 13</b>						
	8:30	Trade balance – goods and services (US\$B)	Sep.	-31.6	-29.8	-30.7
	8:30	Import prices (m/m)	Oct.	1.0%	1.1%	0.1%
	8:30	Export prices (m/m)	Oct.	n.a.	0.4%	-0.3%
	10:00	Michigan's consumer sentiment index – prel.	Nov.	71.0	70.5	70.6
	11:30	Speech of the Chicago Fed President, C. Evans				

## CANADA

<b>MONDAY 9</b>						
	8:30	Housing starts (ann. rate)	Oct.	156,800	152,600	149,300
<b>TUESDAY 10</b>						
	---					
<b>WEDNESDAY 11</b>						
	---	Markets closed (Remembrance Day)				
<b>THURSDAY 12</b>						
	8:30	New housing price index (m/m)	Sep.	0.2%	0.2%	0.1%
<b>FRIDAY 13</b>						
	8:30	International merchandise trade (US\$B)	Sep.	-1.6	-2.7	-2.0
	8:30	New motor vehicle sales (m/m)	Sep.	0.0%	0.0%	-0.3%

NOTE : Desjardins, Economic Studies are involved every week in the Bloomberg survey for Canada and the United States. Approximately 15 economists are consulted for the Canadian survey and a hundred or so for the United States. The abbreviations m/m, q/q and y/y correspond to monthly, quarterly and yearly variation respectively. (SA): Seasonally adjusted, (NSA): Non seasonally adjusted. The times shown are Eastern Standard Time (GMT - 5 hours).  Forecast of Desjardins, Economic Studies of the Desjardins Group.

**François Dupuis**  
Vice-President and Chief Economist

**Yves St-Maurice**  
Director and Deputy Chief Economist

514-281-2336 or 1 866 866-7000, ext. 2336  
E-mail: [desjardins.economics@desjardins.com](mailto:desjardins.economics@desjardins.com)

**Mathieu D'Anjou**  
Senior Economist

**Benoit P. Durocher**  
Senior Economist

**Francis Généreux**  
Senior Economist

**Martin Lefebvre**  
Senior Economist

**Hendrix Vachon**  
Economist

# Economic Indicators of the Week



**Desjardins**  
Economic Studies

www.desjardins.com/economics

**November 9 to 13, 2009**

Country	Hour	Indicator	Period	Consensus		Previous data		
				m/m (q/q)	y/y	m/m (q/q)	y/y	
<b>OVERSEAS</b>								
<b>MONDAY 9</b>								
Germany	2:00	Trade balance (€B)	Sep.	11.3		8.1		
Germany	2:00	Current account (€B)	Sep.	9.3		4.6		
Germany	6:00	Industrial production	Sep.	1.0%	-14.4%	1.7%	-16.8%	
Japan	18:50	Trade balance (¥B)	Sep.	630.0		303.7		
Japan	18:50	Current account (¥B)	Sep.	1,320.1		1,233.6		
<b>TUESDAY 10</b>								
Germany	2:00	Consumer price index	Oct.	0.1%	0.0%	0.1%	0.0%	
France	2:45	Industrial production	Sep.	0.5%	-9.2%	1.8%	-10.8%	
Italy	4:00	Industrial production	Sep.	-4.0%	-15.8%	7.0%	-18.3%	
UK	4:30	Trade balance (£M)	Sep.	-2,200		-2,318		
Germany	5:00	ZEW suvey – economic sentiment	Nov.	55.0		56.0		
Germany	5:00	ZEW surey – current situation	Nov.	-70.0		-72.2		
China	21:00	Consumer price index	Oct.		-0.4%		-0.8%	
China	21:00	Producer price index	Oct.		-5.2%		-7.0%	
China	21:00	Industrial production	Oct.		15.5%		13.9%	
China	21:00	Retail sales	Oct.		15.8%		15.5%	
China	---	Trade balance (US\$B)	Oct.	19.0		12.9		
<b>WEDNESDAY 11</b>								
UK	4:30	ILO unemployment rate	Sep.	8.0%		7.9%		
UK	5:30	Release of the Bank of England Inflation Report						
<b>THURSDAY 12</b>								
France	2:45	Current account (€B)	Sep.	n.a.		-3.7		
Euro zone	5:00	Industrial production	Sep.	0.5%	-14.1%	0.9%	-15.4%	
Japan	23:30	Industrial production	Sep.	n.a.	n.a.	1.4%	-18.9%	
<b>FRIDAY 13</b>								
Japan	0:00	Consumer confidence	Oct.	40.5		40.7		
Germany	2:00	Real GDP	Q3	0.8%	-4.8%	0.3%	-5.9%	
France	2:45	Change in nonfarm payrolls	Q3	-0.3%		-0.7%		
France	2:45	Consumer price index	Oct.	0.1%	-0.2%	-0.2%	-0.4%	
France	2:45	Wages	Q3	0.5%		0.4%		
France	2:50	Real GDP	Q3	0.6%	-1.9%	0.3%	-2.8%	
Italy	4:00	Real GDP	Q3	0.8%	-4.5%	-0.5%	-6.0%	
Euro zone	5:00	Real GDP	Q3	0.5%	-3.9%	-0.2%	-4.8%	

**NOTE :** In contrast to the situation in Canada and the United States, disclosure of overseas economic figures is much more approximate. The day of publication is therefore shown for information purposes only. The abbreviations m/m, q/q and y/y correspond to monthly, quarterly and yearly variation respectively. (SA): Seasonally adjusted, (NSA): Non seasonally adjusted. The times shown are Eastern Standard Time (GMT - 5 hours).

**François Dupuis**  
Vice-President and Chief Economist

**Yves St-Maurice**  
Director and Deputy Chief Economist

514-281-2336 or 1 866 866-7000, ext. 2336  
E-mail: [desjardins.economics@desjardins.com](mailto:desjardins.economics@desjardins.com)

**Mathieu D'Anjou**  
Senior Economist

**Benoit P. Durocher**  
Senior Economist

**Francis Généreux**  
Senior Economist

**Martin Lefebvre**  
Senior Economist

**Hendrix Vachon**  
Economist

**NOTE TO READERS:** The letters **k**, **M** and **B** are used in texts and tables to refer to thousands, millions and billions respectively.